



2010 DELAWARE STATE FOOTBALL

GAME 11

DELAWARE STATE UNIVERSITY HORNETS (2-8; 1-6 MEAC)

VS.

HOWARD UNIVERSITY BISON (1-9; 0-7 MEAC)

SAT., NOV. 20, 2010 (1:00 P.M)

GREENE STADIUM (7,086) - WASHINGTON, D.C.



DSU Athletic Media Relations: Dennis Jones (football contact) - (302) 857-6068/office; (302) 270-6088/cell; email: djones@desu.edu

DELAWARE STATE VS HOWARD



Delaware State: 2-8; 1-6 MEAC

Howard: 1-9; 0-7 MEAC

The Series: Howard leads 34-31-1

Location: Green Stadium (7,086) - Washington, D.C.
(Surface— Artificial)

National Rankings: Delaware State and Howard are not listed in any national Football Championship Subdivision (FCS) or Black College polls.

Pressbox Phone: 202-806-5488; 89; 91

Delaware State Head Coach Al Lavan: Al Lavan (Colorado State, '68) is in his seventh season as head coach of the Hornets. He holds a 40-36 overall record (.526), including a 33-21 mark (.611) vs. MEAC opponents at DSU. His career coaching record is 42-37 (.532), including a 2-1 mark as interim head coach at Eastern Michigan in 2003. Lavan is third on the Delaware State career list for football coaching victories. He is 5-1 vs. Howard, with the lone loss in 2006. Delaware State is 15-22 overall (.405) in road games, including 14-11 vs. MEAC opponents (.560), during the Lavan era.

Howard Head Coach Carey Bailey:

Bailey (Tennessee, '92) is in his fourth season as head coach of the Bison. He has an overall record of 8-35 at HU and in his career. Bailey is 0-3 vs. Delaware State.

Television: None

DSU Radio: 1290 The Ticket (www.1290theticket.com) is the flagship station of the Delaware State Hornets Radio Network. Scott Klatzkin is in his third season as DSU's play-by-play announcer. The game will also air on 1410 AM (WDOV).












Norfolk State Media Contact:

Ed Hill (ehill@howard.edu)
Sports Information Office
Office Phone: (202)806-7184

Live Stats: www.DSUHornets.com

Live Streaming: TBA

2010 DELAWARE STATE SCHEDULE/RESULTS

Date	Opponent	TV	Time/Result	Series
Sep. 5	vs. Southern	ESPN/ESPNHD/ESPN3.com	L, 27-37	DSU leads 2-1
	Larrone Moore has 186 all-purpose yards, two long TDs			
Sep. 11	*FLORIDA A&M	-	L, 14-17.	FAMU leads 20-8
	Hornets cough up two leads; hurt by lack of field goal kicker			
Sep. 25	at Coastal Carolina	-	L, 14-34	CCU leads 2-1
	DSU shutout until last two minutes			
Sep. 30	*HAMPTON	ESPNU	L, 14-20	HAM leads 23-13
	Pirates win third straight at Alumni Stadium			
Oct. 9	*at Bethune-Cookman	-	L, 24-47	DSU leads 19-16
	Wildcats racked up 590 yards			
Oct. 16	*NO. CAROLINA A&T	-	W, 31-26	DSU leads 20-19-1
	Jones rushes for 144 yds; Carroll has 16 tackles; two TD catches for Wilson			
Oct. 23	*at Morgan State	-	L, 24-34	MSU leads 29-23
	Hornets score two defensive touchdowns, but doomed by six turnovers			
Oct. 30	*SO. CAROLINA STATE	-	L, 21-38	SCS leads 26-15
	Justin Wilson has 9 rec. for 131 yards (1 TD) for Hornets			
Nov. 6	NO. CAROLINA CENTRAL	-	W, 29-7	NCC leads 13-6
	Hornets rack up 416 yards; defense records six sacks			
Nov. 13	*at Norfolk State	-	L, 21-31	DSU leads 12-5
	Glaud throws for season-high 289 yards			
Nov. 20	*at Howard	-	1:00 p.m.	HU leads 34-31-1
	Glaud passed for 315 yards, Darius Jackson catches 11 in '09 DSU win			

* - Mid-Eastern Athletic Conference game
HOME GAMES (AT ALUMNI STADIUM ON DSU CAMPUS) IN ALL CAPS
All times Eastern and subject to change

DELAWARE STATE 2010 RESULTS
(2-8; 1-6 MEAC)

Sep. 5	vs. Southern	L, 27-37
Sep. 11	FLORIDA A&M*	L, 14-17
Sept. 25	at Coastal Carolina	L, 14-34
Sep. 30	HAMPTON* (ESPNU)	L, 14-20
Oct. 9	at Bethune-Cookman*	L, 24-47
Oct. 16	NCA&T (HC)	W, 31-26
Oct. 23	at Morgan State*	L, 24-34
Oct. 30	SC STATE*	L, 21-38
Nov. 6	NO. CAROLINA CENTRAL	W, 29-7
Nov. 13	at Norfolk State*	L, 21-31
Nov. 20	at Howard*	1:00 p.m.

*-MEAC game

HOWARD 2010 RESULTS
(1-9; 0-7 MEAC)

Sep. 4	at Holy Cross	L, 7-38
Sept. 11	HAMPTON*	L, 21-31
Sept. 18	FLORIDA A&M*	L, 7-50
Sept. 25	MORGAN STATE*	L, 3-20
Oct. 2	LINCOLN (PA)	W, 28-14
Oct. 9	at Furman	L, 14-56
Oct. 23	at No. Carolina A&T*	L, 32-52
Oct. 30	NORFOLK STATE*	L, 9-10
Nov. 6	at So. Carolina State*	L, 14-54
Nov. 13	at Bethune-Cookman*	L, 20-35
Nov. 20	DELAWARE STATE	1:00 p.m.

2010 STATISTICAL COMPARISON
(NCAA Rankings)

Category	DSU (10 games)	HU (10 gms)
Rushing off.	102.0 (97)	116.4 (84)
Passing off.	233.8 (26)	127.9 (104)
Total off.	335.8 (71)	244.3 (111)
Scoring off.	21.9 (72)	15.5 (110)
Rushing def.	196.8 (100)	127.1 (31)
Pass Eff. Defense	130.4 (80)	135.6 (95)
Total def.	378.1 (81)	309.0 (22)
Scoring def.	29.1 (85)	36.0 (109)
Net punting	30.4 (102)	29.4 (108)
Punt returns	8.4 (65)	5.5 (99)
Kick off returns	21.8 (T-40)	17.4 (104)
Turnover margin	.30 (40)	-2.1 (117)
Pass def.	181.3 (34)	181.9 (36)
Sacks	1.6 (75)	2.0 (44)
Tackles for loss	6.6 (41)	7.3 (18)
Sacks allowed	2.6 (88)	2.9 (101)

THE GAME

Delaware State visits long-time rival Howard in the season finale for each team. The Hornets are 2-8 overall and 1-6 in the Mid-Eastern Athletic Conference after a 31-21 loss to Norfolk State last week. The Hornets allowed 459 yards in the contest, overshadowing a 289 yard passing performance by Hornet quarterback Anthony Glaud. Howard is 1-9 overall and 0-7 in league play. The Bison is riding a five-game losing streak that includes a 35-20 setback to Bethune-Cookman last Saturday. Howard trailed 21-0 before pulling to within 28-20 late in the fourth quarter. The Bison are trying to snap 26-game MEAC losing streak and a 16-game skid vs. FCS opponents.

THE SERIES

The teams are meeting for the 53rd consecutive year and 67th time overall, making it Delaware State's oldest rivalry. The Hornets have won the last three meetings to cut Howard's lead to 34-31-1 in the all-time series. Delaware State racked up season-highs of 410 total yards and 315 passing yards to defeat Howard 30-20 in last year's meeting at DSU's Alumni Stadium. Anthony Glaud completed 23-of-31 passes for a career-high 315 yards. Darius Jackson tied a team record with 11 catches for a career-high 123 yards, while Larrone Moore had five receptions for 101 yards, also a personal best. The last time the teams met at Howard, Delaware State pulled out a 10-6 victory in 2008.

DSU vs HU all-time meetings

YEAR	W/L	Score	Site	YEAR	W/L	Score	Site
1941	L	0-13	-	1978	L	6-37	A
1942	T	13-13	-	1979	L	0-23	H
1944	W	7-6		1980	L	7-49	A
1944	W	18-6		1981	L	27-31	H
1945	L	19-25		1982	L	14-22	A
1946	W	19-7		1983	W	62-20	H
1947	L	0-27		1984	W	45-7	A
1948	L	0-40		1985	W	38-16	H
1949	L	7-38		1986	L	18-27	A
1950	L	6-7		1987	W#	7-12	H
1951	L	2-21		1988	W	28-21	A
1952	L	0-25		1989	L	14-19	H
1953	W	13-6		1990	W	29-14	A
1954	W	13-0		1991	W	56-12	H
1958	W	20-8		1992	L	28-31	A
1959	L	6-14		1993	L	33-53	H
1960	W	24-6		1994	W	35-24	A
1961	W	20-0		1995	W	20-13	H
1962	W	20-0		1996	L	23-48	A
1963	W	30-0		1997	L	21-40	H
1964	L	16-32		1998	L	43-46	A
1965	W	6-0		1999	W	42-25	H
1966	W	26-16		2000	W	64-37	A
1967	W	16-0		2001	W	43-31	H
1968	W	48-7		2002	W	14-7	A
1969	W	10-0	H	2003	L	6-21	H
1970	W	20-0	A	2004	W	32-13	A
1971	L	3-24	H	2005	W	23-7	H
1972	L	0-10	A	2006	L	17-20	A
1973	L	6-29	H	2007	W	29-13	H
1974	L	7-30	A	2008	W	10-6	A
1975	L	7-12	H	2009	W	30-20	H
1976	L	0-32	A				
1977	W	18-0	H				

DELAWARE STATE VS. HOWARD SERIES HISTORY

- Largest DSU victory: 42 points (62-20 in 1983)
- Largest HU victory: 42 points (7-49 in 1980)
- Most DSU points: 64 in 2000 (64-37)
- Most HU points: 53 in 1993 (33-53)
- Longest DSU win streak: 6 games (1965-70)
- Longest HU win streak: 6 games (two times)

DSU QUICK FACTS

General Information

Location	Dover, Del. 19901
Founded	1891
Enrollment	3,609
President	Dr. Harry L. Williams
Faculty Representative	Dr. Jan Blade
Director of Athletics	Derek Carter
Nickname	Hornets
Colors	Columbia Blue & Red
National Affiliation	NCAA Div. I FCS
Conference	MEAC
Stadium	Alumni Stadium
Capacity	7,000
Surface	Artificial (A-Turf)
Press Box Phone	(302) 857-7651

History

First Year of Football	1924
All-Time Record	334-372-11
All-Time MEAC Record	117-134-1
Conference Titles	Six ('85, '87', '88', '89, '91, '07)
All-Time Playoff Record	0-1

Coaching Staff

Head Coach	Al Lavan
Alma Mater	Colorado State/1968
Record at DSU	40-36 (.526)/ six seasons
Career Record	42-37 (.532) (2-1 as interim head coach at Eastern Michigan, 2003)
Football Office Phone	(302) 857-7447
Football Office Fax	(302) 857-7555
Assistant Coaches	
Ray Petty	Def. Coordinator/OLBs
Doug Sams	Offensive Coordinator/QBs
Renato Diaz	Running Backs
Ronald Bolton	Defensive Backs
Curtis Thomas	WRs/Special Teams
Bobby Jones	Defensive Line
John Morgan	Inside Linebackers
Nick Calcutta	Offensive Line
Mike Gallagher	Tight Ends
TBA	Operations/Video Coordinator
Equipment Manager	Mark Springs
Dir. Sports Medicine	TBA
Administrative Assistant	Edna Piper

Team Information

2009 Overall Record	4-7** (2-2 home, 2-4 away)
2009 MEAC Record	3-5** (2-2 home, 1-3 away)
Conference Finish	T-6th
Final National Rankings	N/A
Offense	Multiple
Defense	4-3
Lettermen Returning (32)	
Offense	17
Defense	16
Specialists	0
Lettermen Lost (27)	
Offense	10
Defense	15
Specialists	2

** - includes forfeit loss to North Carolina A&T

Starters Returning/Lost (7/17)

Offense	6/5
Defense	2/9
Specialists	0/2

SCOUTING HOWARD

Howard ranks last in the MEAC, and 111th (out of 117) among all FCS schools in total offense at 244.3 yards-per-game. The Bison are averaging 127.9 yards per game passing and 116.4 on the ground.



The Bison racked up a season high 389 total yards, including 331 through the air, versus MEAC leader Bethune-Cookman last week.

Redshirt freshman quarterback **Terry Bradden** (6-1, 235) has given the Bison a shot in the arm of late. Bradden was named MEAC Rookie-of-the-Week after completing 15 of 31 passes for 299 yards and three touchdowns vs. Bethune-Cookman last week. For the season, Bradden has completed 46-of-91 passes (50.5%) for 705 yards. He has thrown four touchdowns and six interceptions. Wide receiver Willie Carter leads the team with 25 catches for 452 yards (18.1 ypr) and three touchdowns. Carter ranks sixth in the MEAC in receiving yards (50.2) and 10th in receptions (2.8 pg). Charles Brice is Howard's top rusher. Brice has 412 yards and five touchdowns on 91 carries this season (4.5 ypc).

The Bison are faring better on defense this season. Howard is sixth in the MEAC, and 22nd nationally, in total defense, allowing 309 yards-per-game. HU is allowing just 127.1 yards per game rushing to rank second in the MEAC.

Linebacker Keith Pough is tops among all FCS players in tackles for loss at 2.5 per-game (25 total). For the season, Pough has 93 total tackles (55 solo). He also tops the MEAC (No. 12 in FCS) in sacks at .85 per game (8.5 total). He's also credited with four forced fumbles, three pass break ups, three pass deflections and a fumble recovery.

Defensive back Keith Mangum is second on the Bison with 73 tackles, including 10 tackles-for-loss and 1.5 sacks.

Sackie Kerkulah leads the Howard defensive linemen with 45 tackles, including 13 behind the line-of-scrimmage.

Lanny Kelly leads the club with three interceptions.

HOWARD QUICK FACTS

Name of School:	Howard University
City/Zip:	Washington, D.C.
Founded:	1867
Enrollment:	10,500
Nickname:	Bison
School Colors:	Blue, Red & White
Stadium:	William H. Greene Stadium
Capacity:	7,086
Surface:	Artificial
Affiliation:	NCAA Division I FCS
Conference:	MEAC
President:	Dr. Sidney A. Ribeau
Athletic Director:	Charles Gibbs
Athletic Website:	www.howard-bison.com

2009 Record:	1-10
MEAC Record/Finish	0-8/Ninth

HISTORY

1st Year of Football:	1905
All-Time Record:	434-353-40

HEAD COACH:	Carey Bailey
Alma Mater:	Tennessee, '92
Record at School:	8-35/Fourth year
Career Record:	Same
Bailey vs. DSU:	0-3

Basic Offense:	Multiple
Basic Defense:	4-3

HORNET MEDIA AVAILABILITY

Schedule subject to change. Please contact Dennis Jones (302-857-6068) for any changes.

Monday (Nov. 15)

No practice.

Tuesday (Nov. 16)

MEAC Weekly Teleconference (10:00 a.m.—12:00 p.m.); Coach Lavan available at 10:33 a.m.

Hornet Football Today—12:00 a.m. (MLK Student Center)

Coach Lavan and players available after practice (approx. 6:00 p.m.)

Game notes available on www.DSU Hornets.com

Wednesday (Nov. 17)

Coach Lavan and players available after practice (approx. 6:00 p.m.)

Thursday (Nov. 18)

Coach Lavan and players available after practice (approx. 6:00 p.m.)

Friday (Nov. 19)

Hornets depart for Washington, D.C.

Saturday (Nov. 20)

Hornets vs. Howard —1:00 p.m.
Greene Stadium— Washington, D.C.

MEAC WEEKLY TELECONFERENCE

The MEAC holds a weekly conference call featuring league head football coaches each Tuesday during the season. The schedule is as follows:

10:00 a.m.	MEAC Notes
10:03 a.m.	Donald Hill-Eley (Morgan St.)
10:13 a.m.	Alonzo Lee (NCA&T)
10:23 a.m.	Darryl Bullock (NC Central)
10:33 a.m.	Carey Bailey (Howard)
10:43 a.m.	Al Lavan (Delaware State)
10:53 a.m.	Buddy Pough (SC State)
11:03 a.m.	Donovan Rose (Hampton)
11:13 a.m.	Pete Adrian (Norfolk St.)
11:23 a.m.	Brian Jenkins (Beth-Cookman)
11:33 a.m.	Joe Taylor (Florida A&M)
11:43 a.m.	Julius Dixon (Savannah St.)

Contact Patricia Porter, MEAC Media Relations (757-416-7116), or Dennis Jones, DSU Athletic Media (302-857-6068) for teleconference conference.

WILSON NEARS RECEIVING RECORD



Justin Wilson continues to make a strong case for All-MEAC honors this season. In addition, he's within reach of the Hornet record for single-season receptions. Wilson needs seven catches to tie Thomas Bolden's school single-season mark of 57 in 2004. The Windsor, Conn., native had seven catches for 92 yards and two touchdowns last week to give him 24 receptions for 352 yards and three TDs in the last three games. He now has 50 catches for 720 yards and seven touchdowns this season. His yardage total is tied for ninth best in a season at DSU.

Wilson leads the MEAC in receptions (5.0 pg), receiving yards (72.0 pg) and touchdown catches (7). He's attempting to become the first player to lead the MEAC in all three categories in a season.

Howard's J. Philpot led the MEAC in receiving yards (1101) and touchdown catches (12), while tying in receptions (58) in 2001.

Wilson's 131 receiving yards vs. South Carolina State on Oct. 30 were the most by a DSU player since Shaheer McBride had 134 vs. Morgan State in 2006. This season, he also became the first DSU player with back-to-back 100-yard receiving games since Albert Horsey in 2000.

Wilson has at least one catch in each game this season. He hauled in a career-high nine six passes vs. SC State on Oct. 30, and had eight catches vs. NC Central on Nov. 6. He has at least three catches in all but one game this season.

Last season as a redshirt freshman, Wilson had nine receptions for 100 yards (long 42).

Justin Wilson 2010 Game-by-Game

Opp	Rec.	Yds	TDs	Lg
Southern	1	38	1	38
Florida A&M	4	46	0	22
Coastal Carolina	4	38	0	16
Hampton	6	66	1	23
Bethune-Cookman	4	47	0	16
NCA&T	3	77	2	30
Morgan State	4	56	0	26
SC State	9	131	1	28
NC Central	8	129	0	32
Norfolk State	7	92	2	25
Totals	50	720	7	38

Delaware State Single Season Reception Leaders

1.	57	Thomas Bolden	2004
2.	55	Shaheer McBride	2006
3.	53	David Jones	1990
4.	51	Albert Horsey	2000
5.	50	Shaheer McBride	2007
5.	50	Shaheer McBride	2005
5.	50	Justin Wilson	2010

Delaware State Single Season Receiving Yardage Leaders

1.	1,049	David Jones	1990
2.	992	John Taylor	1985
3.	852	Shaheer McBride	2006
4.	849	Shaheer McBride	2004
5.	839	Albert Horsey	2000
6.	823	Curtis Thomas	1994
7.	775	Damon Daniels	1996
8.	758	John Taylor	1984
9.	720	Shaheer McBride	2005
9.	720	Justin Wilson	2010

THE 2010 HORNETS ARE ...

2-3	at home
0-4	in road games
0-1	in neutral site games
2-5	in day games
0-3	in night games
1-6	in MEAC games
1-2	in non-conference games
1-2	when scoring first
1-6	when opponent scores first
1-2	in games decided by seven points or less
0-6	in games decided by 10 or more points
1-2	in games decided by 20 or more points
0-2	when leading after the first qtr.
1-5	when trailing after the first qtr.
1-1	when tied after the first qtr.
1-1	when leading at halftime
0-6	when trailing at the half
0-1	when tied at the half
2-1	when leading after three qtrs.
0-6	when trailing after three qtrs.
0-0	when tied after three qtrs.
1-2	when gaining more total yards
1-6	when opponent gains more yards
1-1	when gaining more rushing yards
1-7	when opponent has more rush yards
1-6	when gaining more passing yards
1-2	when opponent has more pass yards
0-5	when committing more turnovers
2-3	when opponent has more turnovers
1-3	when posting more first downs
1-5	when opponent has more first downs
0-1	when committing more penalties
1-6	when opponent has more penalties
1-1	when penalties are even
1-5	with more possession time
1-3	when opponent has the ball longer

HORNET RADIO NETWORK

Delaware State football games can be heard through out The First State on the Hornet Radio Network, anchored by 1290 The Ticket (WWTX) - the state's only all-sports station. The games are also broadcast on 1410 WDOV. Scott Klatzkin is the play-by-play announcer for the Hornet Sports Network.

Below is a game-by-game listing:

Date	Stations
Sep. 5 vs. Southern	1450 WILM/1410 WDOV
Sep. 11 vs. FAMU	1290 WWTX/1410 WDOV
Sep. 25 at C. Carolina	1290 WWTX/1410 WDOV
Sep. 30 vs. Hampton	1290 WWTX/1410 WDOV
Oct. 9 at B-CU	1290 WWTX
Oct. 16 vs. NCAT	1290 WWTX/1410 WDOV
Oct. 23 vs. Morgan St.	1290 WWTX/1410 WDOV
Oct. 30 vs. SC State	1290 WWTX/1410 WDOV
Nov. 6 vs. NCCU	1290 WWTX
Nov. 13 at Norfolk St.	1290 WWTX/1410 WDOV
Nov. 20 at Howard	1290 WWTX/1410 WDOV

The Hornet Radio Network pregame show begins 30 minutes prior to kickoff and will feature an in-depth look at the game.



GLAUD WRAPS UP CAREER AS ONE OF DSU'S BEST

The Howard contest will mark the final Delaware State appearance for quarterback **Anthony Glaud**, who will leave a legacy as one of the top passers in team history. This season Glaud has completed 150 of 265 passes (56.6%) for 1,824 yards. He has thrown 11 touchdowns and eight interceptions. The Sicklerville, N.J., native second in the MEAC in passing average (182.4 ypg), trailing only Bethune-Cookman's Matt Johnson (184.4 ypg) for the top spot. Glaud also ranks second in the league in total offense (189.6 ypg) and third in passing efficiency (122.1 rating).



Entering this week's season finale, Glaud has completed 324 of 560 passes (57.9%) for 3,641 yards and 18 touchdowns. He currently ranks third in team history in completions and pass attempts and fourth in passing yards. He needs just 25 yards to move into third on the passing yardage list.

Last week, he completed 20 of 36 passes for a season-high 289 yards and three touchdowns. He has passed for at least 200 yards in each of the last two games, and has five 200-plus yard games in his DSU career. His other top games this season include hitting on 16-of-20 passes (80%) for 224 yards and a touchdown for 224 yards in the Hornets' 29-7 win over North Carolina Central on Nov. 6. He completed 22-of-25 passes (88.0%) in the Hornets' Sep. 25 loss to Coastal Carolina.

His 315 passing yards vs. Howard in 2009 was the fifth-best single game total in team history.

Delaware State Single Season Passing Yards

2,609	Rahsaan Matthews	1998
2,386	Rahsaan Matthews	2000
2,103	Rahsaan Matthews	1999
1,980	William D. Jones	1994
1,826	Bryan Botts	2004
1,824	Anthony Glaud	2010

Delaware State Single Season Pass Completions

191	Rahsaan Matthews	1998
160	Rahsaan Matthews	2000
153	Vashon Winton	2007
150	Anthony Glaud	2010

Delaware State Career Passing Yards

8,073	Rahsaan Matthews	(1996-00)
5,595	Vashon Winton	(2005-08)
3,865	William D. Jones	(1992-95)
3,641	Anthony Glaud	(2008-10)

Delaware State Career Pass Completions

563	Rahsaan Matthews	(1996-00)
520	Vashon Winton	(2005-08)
324	Anthony Glaud	(2008-10)

Delaware State Career Pass Attempts

1,178	Rahsaan Matthews	(1996-00)
918	Vashon Winton	(2005-08)
560	Anthony Glaud	(2008-10)

NATIONAL POLLS

The Sports Network/Fathead.com FCS Top-25

Team (First-place votes) Record

1. Delaware Blue Hens (116) 9-1 3,927 2
2. Appalachian State Mountaineers (28) 9-1 3,781 3
3. Eastern Washington Eagles (8) 8-2 3,563 5
4. Jacksonville State Gamecocks (2) 9-1 3,457 6
5. Stephen F. Austin Lumberjacks 8-2 3,078 8
6. William & Mary Tribe 7-3 2,959 1
7. Bethune-Cookman Wildcats (4) 10-0 2,870 10
8. Montana State Bobcats (1) 8-2 2,786 11
9. Wofford Terriers 8-2 2,729 4
10. Southeast Missouri State Redhawks 9-2 2,480 7
11. Montana Grizzlies 7-3 2,236 13
12. South Carolina State Bulldogs 8-2 2,099 15
13. Northern Iowa Panthers 7-3 2,034 16
14. New Hampshire Wildcats 6-4 1,926 17
15. Villanova Wildcats 6-4 1,614 9
16. Penn Quakers 8-1 1,557 18
17. North Dakota State Bison 7-3 1,120 24
18. Richmond Spiders 6-4 1,118 21
19. Massachusetts Minutemen 6-4 1,052 14
20. Jacksonville Dolphins 10-1 983 22
21. Liberty Flames 7-3 902 12
22. Lehigh Mountain Hawks 8-2 608 NR
23. Cal Poly Mustangs 7-4 338 19
24. Dayton Flyers 10-1 336 NR
25. Grambling State Tigers 8-2 287 20

Others receiving votes: Georgia Southern 263, James Madison 253, Chattanooga 183, McNeese State 183, Texas Southern 136, Western Illinois 123, Robert Morris 110, Sacramento State 105, Florida A&M 81, Jackson State 78, Southern Utah 73, Weber State 57, Yale 54, Old Dominion 30, Indiana State 18, Eastern Kentucky 14, Elon 12, Harvard 7, Southern Illinois 7, Northern Arizona 6, Coastal Carolina 5, Furman 5, UC Davis 5, Stony Brook 3, Bryant 2, Illinois State 2, Murray State 11, Central Connecticut State 1, Alabama State 1, Colgate 1, Drake 1, Brown 1.

HERITAGE SPORTS RADIO NETWORK BLACK COLLEGE FCS POLL

1. Bethune-Cookman Wildcats (17) 10-0 170 1
2. South Carolina State Bulldogs 8-2 152 3
3. Texas Southern Tigers 7-3 135 4
4. Grambling State Tigers 8-2 110 2
5. Jackson State Tigers 7-3 99 7
6. Alabama State Hornets 7-3 92 6
7. Florida A&M Rattlers 7-3 70 5
8. Prairie View A&M Panthers 6-4 51 8
9. Hampton Pirates 5-5 25 10
10. Alcorn State Braves 5-5 18 9

Others receiving votes (in order of points): Norfolk State 9.

Sheridan Broadcasting Network Black College Football Poll

Team (First-place votes) Record

1. Bethune-Cookman Wildcats (30) 10-0 300 2
2. Albany State Golden Rams 10-0 252 3
3. South Carolina State Bulldogs 8-2 214 4
4. Grambling State Tigers 8-2 194 1
5. Tuskegee Golden Tigers 8-2 163 5
6. Texas Southern Tigers 7-3 142 10
7. Morehouse Tigers 8-2 105 6
8. Florida A&M Rattlers 7-3 96 7
9. Shaw Bears 9-2 73 8
10. Jackson State Tigers 7-3 45 9

Others receiving votes (in order of points): Alabama State 32, St. Augustine's 27, Winston-Salem State 23, Fort Valley State 16, Prairie View 6.

CAROLL TAKES A STAND FOR THE DEFENSE

This week's contest also marks the Hornet finale for senior defensive tackle **Andre Carroll**, is making a strong case for All-MEAC honors this season. The senior tackle turned in another strong performance in last week's win loss to Norfolk State, collecting 10 tackles, including five solo stops.



Carroll is fifth in the MEAC, and tied for 63rd in FCS, with 8.8 tackles per game. His 88 total tackles marks a school single season record for defensive linemen.

He's also tied for sixth in the MEAC in sacks at 0.50 per game (four total) and is fifth in tackles for loss at 1.4 per contest (13.5 total).

The Neptune, N.J., native was named MEAC Defensive Player of the Week after recording a career-high 16 tackles, including eight solo stops and 4.5 behind the line of scrimmage in DSU's 31-26 win over North Carolina A&T on Oct. 16. He was also credited with 1.5 sacks, one fumble recovery, a forced fumble and a QB hurry in the contest.

Despite the Hornets' 2-8 record this season, Carroll has been a bright spot for the defense. He has at least 10 tackles in five of DSU's 10 games. He had 12 tackles (9 unassisted) in the Hornets' Sep. 30 loss to Hampton. He recorded a game-high 11 tackles (7 solo) in DSU's Oct. 9 loss to Bethune-Cookman

RED ZONE ALERT

Delaware State was 2-for-3 in the "red zone" last week, and is now 16-for-35 (45.7%) in "red zone" scores this season. The Hornets are 14-for-35 (40.0%) on scoring touchdowns once in the red zone. The lack of a reliable field goal kicker is a major reason for DSU's failures in the red zone. The red zone failures include 10 lost on downs, four lost fumbles and an interception.

On the other hand, Hornet opponents are 25-for-36 in the red zone (69.4%) this season (22 TDs; 3 FG). DSU opponents have missed three field goals, lost a fumble and stopped once on fourth down near the goal line in the red zone this year.

MOORE HOPES TO RETURN TO ACTION

Delaware State is hoping to have Larrone Moore's big play ability for this week contest after the senior receiver/kick returner was forced to sit out the last two games due to an ankle injury. Moore tops all FCS players in in kickoff returns at 32.3 yards per attempt.

In addition, he is Moore ranks third in the MEAC (No. 84 among all FCS players) in all-purpose yards at 97.2 per-game.

The Hyattsville, Md., native also is No. 7 in the MEAC in receiving yards at 50.0 per-game. He is second on the Hornets in receiving yards (450) and yards and tops in yards per-catch (18.8). Moore is third on the team with 24 receptions. He surpassed the 100-reception mark at DSU at Morgan State on Oct. 23. He now has 102 receptions at Delaware State to rank fifth on the school's all-time list. He also has 1,236 career receiving yards to move to within 144 of 10th place on the Hornets all-time list.

Moore has made a habit of big plays this season. He has 10 plays of 30-or-more yards this season, including a 90-yard kickoff return (TD), an 85-yard reception (TD), a 60-yard reception, 54-yard kickoff return, a 53-yard kickoff return and a 39-yard catch.

Moore now has 2,685 career all-purpose yards at Delaware State (1,442 KOR; 1,236 receiving; 69 rushing) to rank 10th on the Hornets' all-time list. Phil Anderson is the Hornets' career leader with 4,317 all-purpose yards.

BIG PLAYS—20 OR MORE YARDS

No.	Opponent	Player(s)	Play	Down/Distance	Yds
1	Southern	Jaashawn Jones	Run	2nd & 3	24
2	Southern	Glaud to Jackson	Pass	2nd & 4	47
3	Southern	Glaud to Moore	Pass	3rd & 10	85
4	Southern	Larrone Moore	KOR	-	90
5	Southern	Jaashawn Jones	Run	1st & 10	20
6	Southern	Elko to Wilson	Pass	1st & 10	38
7	Southern	Glaud to Brewton	Pass	2nd & 10	22
8	Florida A&M	Travis Tarpley	KOR		25
9	Florida A&M	Glaud to Moore	Pass	1st & 5	39
10	Florida A&M	Glaud to Moore	Pass	1st & 10	34
11	Florida A&M	Larrone Moore	KOR		39
12	Florida A&M	Larrone Moore	KOR		54
13	Florida A&M	Glaud to Wilson	Pass	1st & 10	22
14	Coastal Carolina	Travis Tarpley	KOR		24
15	Coastal Carolina	Glaud to Moore	Pass	3rd & 10	22
16	Hampton	Travis Tarpley	KOR		78
17	Hampton	Jaashawn Jones	Run	2nd & 10	23
18	Hampton	Jackson to Wilson	Pass	1st & 10	23
19	Hampton	Larrone Moore	KOR		38
20	Hampton	Elko to Dixon	Pass	4th & 1	23
21	Bethune-Cookman	Larrone Moore	KOR		36
22	Bethune-Cookman	Jaashawn Jones	Run	1st & 10	34
23	Bethune-Cookman	Justin Wilson	KOR		24
24	Bethune-Cookman	Travis Tarpley	KOR		33
25	Bethune-Cookman	Nick Williams	Run	1st & 10	25
26	Bethune-Cookman	Glaud to Bashir	Pass	1st & 10	33
27	Bethune-Cookman	Nick Williams	Run	1st & 10	22
28	Bethune-Cookman	Elko to Moore	Pass	1st & 10	60
29	Bethune-Cookman	Elko to Moore	Pass	2nd & 5	26
30	No. Carolina A&T	Glaud to Jackson	Pass	2nd & 11	23
31	No. Carolina A&T	Elko to Wilson	Pass	1st & 10	22
32	No. Carolina A&T	Elko to Wilson	Pass	1st & 10	30
33	No. Carolina A&T	Glaud to Wilson	Pass	4th & 3	25
34	No. Carolina A&T	Jaashawn Jones	Run	1st & 10	23
35	No. Carolina A&T	Glaud to Moore	Pass	3rd & 10	32
36	No. Carolina A&T	Olusegoun Ayanbiola	Fum Ret.		22
37	Morgan State	Larrone Moore	KOR		33
38	Morgan State	Glaud to Wilson	Pass	1-10	22
39	Morgan State	Glaud to Jackson	Pass	1-10	28
40	Morgan State	Jashawn Jones	Run	2-3	48
41	Morgan State	Elko to Jackson	Pass	1-10	20
42	Morgan State	Brandon Harvey	FR		32

20-Yard Plus Plays (8 GAMES)

	No.	TD	Run	Pass	KR	PR	IR	FR
Larrone Moore	13	5		6	7			
Jaashawn Jones	6		6					
Justin Wilson	12	5		11	1			
Justin Brewton	1			1				
Travis Tarpley	5				5			
Donnell Dixon	1			1				
Nick Williams	2		2					
Jahmel Bashir	1			1				
Darius Jackson	4			4				
Olusegoun Ayanbiola								1

OPPONENTS

No.	Opponent	Player(s)	Play	Down/Dist.	Yds.
1	Southern	Gary Hollimon	Run	2nd & 10	23
2	Southern	Joseph to Allen	Pass	2nd & 10	33
3	Southern	Cushingberry	PR		64
4	Southern	Joseph to Jordan	Pass	1st & 10	37
5	Florida A&M	Martin Ukpai	Run	1st & 10	20
6	Florida A&M	Ukpai to Lawmece	Pass	3rd & 5	22
7	Florida A&M	Ukpai to Tymes	Pass	2nd & 9	50
8	Coastal Carolina	Eric O'Neal	Run	1st & 10	38
9	Coastal Carolina	Whitley to Davis	Pass	1st & 5	24
10	Coastal Carolina	Tavaris Jolly	Blkd FG		94
11	Coastal Carolina	Aaron Jones	Run	1st & 10	26
12	Hampton	Dennis Mathis	KOR		21
13	Hampton	Antwon Chisholm	Run	3rd & 4	32
14	Hampton	Donte Davis	KOR		22
15	Hampton	Legree to Brown	Pass	2nd & 13	37
16	Hampton	Antwon Chisholm	Run	1st & 10	57
17	Bethune-Cookman	Matt Johnson	Run	1st & 10	23
18	Bethune-Cookman	Johnson to Bell	Pass	2nd & 16	25
19	Bethune-Cookman	Johnson to Poole	Pass	1st & 6	50
20	Bethune-Cookman	Johnson to Reams	Pass	1st & 10	37
21	No. Carolina A&T	Mike Mayhew	Run	3rd & 22	26
22	No. Carolina A&T	Justin Ferrell	KOR		30
23	No. Carolina A&T	Jeremy Graham	Int. Ret.		50
24	No. Carolina A&T	Lewis to Miles	Pass	3rd & 7	44
25	No. Carolina A&T	Webb to Warren	Pass	1st & 10	25
26	No. Carolina A&T	Webb to Warren	Pass	3rd & 10	26
27	Morgan State	Brian Mann	Run	1st & 10	24
28	Morgan State	Williams to Hendrix	Pass	1st & 10	20
29	Morgan State	Darnell Brown	Run	2nd & 10	20
30	Morgan State	Chris Flowers	KOR		73
31	Morgan State	Delonte Williams	Run	3rd & 2	27
32	Morgan State	Williams to Flowers	Pass	2nd & 8	23
33	Morgan State	Williams to Hendrix	Pass	1st & 10	34

ELKO STAYS READY

Delaware State back up QB Nick Elko has appeared in each of the last seven games this season. Elko's season stats include 35 completions on 59 attempts (59.3%) for 491 yards. He has thrown six touchdowns and two interceptions. He continues to top all MEAC QBs with a 156.0 pass efficiency rating.



His top performances this season include five completions on seven attempts for 109 yards and two touchdowns at Bethune-Cookman (Oct. 9). Elko also connected on 7 of 12 passes for 113 yards and a score vs. South Carolina State (Oct. 30).

Elko has also had to assume punting duties for the Hornets the last five weeks due to an injury to starting punter **March Kano**. He is averaging 36.9 yards per kick on 23 attempts. He has a long of 75 yards, and has placed 10 kicks inside the opponents' 20-yard line.

"OLU" RISES TO THE OCCASION VS. NC CENTRAL

Delaware State sophomore end **Olusegoun Ayanbiola** turned in one of the Hornets' most dominating defensive performances in recent years in the Nov. 6 win over North Carolina Central. Ayanbiola had career-highs of eight tackles, 4.5 tackles-for-loss and 3.5 sacks. The sack total was the most by a Hornet since Sam Smith recorded four vs. Florida A&M in 2005. The performance moved him into the team lead with five sacks and No. 3 with seven tackles for loss. Ayanbiola, who has a fumble return for a touchdown this season, is eighth on the Hornets with 36 total tackles.



MID-EASTERN ATHLETIC CONFERENCE

2010 Standings

	MEAC	Overall
Bethune-Cookman	7-0	10-0
South Carolina State	6-1	8-2
Florida A&M	6-1	7-3
Hampton	4-3	5-5
Norfolk State	4-4	5-5
Morgan State	3-4	5-6
Delaware State	1-6	2-8
North Carolina A&T	1-6	1-9
Howard	0-7	1-9

Final 2009 Standings

	MEAC	Overall
South Carolina State	8-0	10-2
Florida A&M	6-2	8-3
Norfolk State	5-3	7-4
Morgan State	4-4	6-5
Bethune-Cookman	4-4	5-6
Hampton	3-5	5-6
No. Carolina A&T	3-5	5-6
Delaware State	3-5	4-7
Howard	0-8	2-9

This Week in the MEAC

Saturday, Nov. 20

Delaware St. at Howard	1 pm
SC State at NCA&T	1:30 pm
Bethune-Cookman vs. FAMU	2:30 pm
Hampton at Morgan State	4 pm
Norfolk State at Savannah St.	2 pm
Old Dominion at NC Central	2 pm

Last Week's Results

Norfolk State 31	Delaware St. 21
Beth-Cook 35	Howard 20
Florida A&M 17	Hampton 12
SC State 32	Morgan St. 10
Old Dominion 28	Hampton 14
Savannah St. 28	NC Central 14

MEAC Players of the Week (Nov. 15)

Offense – DeAngelo Branche (RB)
Norfolk State

Defense— Reggie Sandilands (LB)
Bethune-Cookman

Rookie—Terry Bradden (QB)
Howard

Offensive Line—Markeece Preston (C)
Norfolk State

Special Teams—Kory Kowalski (PK)
Bethune-Cookman

2010 Preseason All-MEAC First Team

Offense

QB	Malcolm Long	South Carolina State
RB	DeAngelo Branche	Norfolk State
RB	Phillip Sylvester	Florida A&M
TE	Lamont Bryant	Morgan State
WR	Willie Carter	Howard
WR	Isaac West	Florida A&M
OL	Johnny Culbreath	So. Carolina State
OL	Julvahr Nathan	So. Carolina State
OL	Josh Harrison	So. Carolina State
OL	Kendall Noble	Norfolk State
C	Sam Timothy	So. Carolina State

Defense

DL	Andre Caroll	Delaware State
DL	Kenrick Ellis	Hampton
DL	Josh Turner	Norfolk State
DL	Jayson Ayers	So. Carolina State
LB	Alvis Graham	Florida A&M
LB	David Erby	So. Carolina State
LB	Julio Sanchez	Hampton
DB	Qier Hall	Florida A&M
DB	Justin Ferrell	NCA&T
DB	Quay Long	NCA&T
DB	Darren McKhan	Morgan State
P	Nicholas Adams	Morgan State
PK	Trevor Scott	Florida A&M
Ret.	Dwight Fluker-Berry	Norfolk State

DELAWARE STATE PRESEASON ALL-MEAC SECOND TEAM

QB	Anthony Galud
RB	Jaashawn Jones
RET	Larrone Moore



DELAWARE STATE HEAD COACH AL LAVAN



Al Lavan is in his seventh season as head coach of the Hornets. Since coming to Delaware State in 2004, he has spearheaded a resurgence in the program, highlighted the team's first Mid-Eastern Athletic Conference championship in the 16 years and the school's first NCAA Tournament appearance in 2007.

In six seasons at DSU, Lavan has posted an overall record of 38-28 (.576), including a 32-15 mark in MEAC contests (.681). In the three years prior to his arrival, the Hornets were 10-24 overall and 6-17 in league games. Delaware State had just one winning season in the eight years before Lavan took the job. He ranks third on the list for most coaching victories at DSU (38).

Lavan has a 40-29 career record as a head coach, including a 2-1 mark during an interim stint at Eastern Michigan in 2003.

In 2007, Lavan led the Hornets to a school-record 10 wins, their first Mid-Eastern Athletic Conference (MEAC) championship since 1991 and first ever appearance in the NCAA playoffs. In addition, the 2007 Hornets were ranked as high as No. 10 in the weekly Sports-Network Football Championship Subdivision poll and were No. 15 in the final poll. That season, the Hornets became

More than the on-field improvement, Lavan has brought a change of attitude to the program.

In addition to establishing the first comprehensive strength and conditioning program in team history, he spearheaded changes in the team's academic, recruiting, practice and discipline policies. The team is also benefiting from new audio/visual and computer equipment, thanks to a generous donation from prominent alumni spurred by Lavan's outreach efforts to university supporters.

Lavan brought more than 30 years of professional and collegiate coaching experience to Delaware State.

Prior to accepting the Delaware State position, Lavan served two seasons as an assistant coach at Eastern Michigan University. He was promoted to assistant head coach for the 2003 football season, and upon the late-season firing of then-head coach Jeff Woodruff, Lavan was named interim head coach. After he took over the 1-8 team, Eastern Michigan won two of its final three games.

In more than 18 years as a NFL assistant, Lavan's resume' includes stints with the Atlanta Falcons, Dallas Cowboys, San Francisco 49ers, Baltimore Ravens, and the Kansas City Chiefs.

He was a member of George Seifert's 1990 Super Bowl champion San Francisco 49ers' coaching staff. That team included former Delaware State University standout John Taylor, who caught a touchdown pass in the 49ers' 55-10 win over the Denver Broncos in Super Bowl XXIV.

In Dallas, Lavan worked under Hall of Fame head coach Tom Landry. He helped Cowboy running backs Tony Dorsett and Herschel Walker combine for six 1000-yard seasons.

He helped lead Dallas to division titles in 1981 and '85, and wild card playoff berths in 1980 and '83.

Lavan's collegiate coaching tenure includes stops at Colorado State, Louisville, Iowa State, Georgia Tech, Stanford, and Washington.

After a standout career at Colorado State University, Lavan was selected as a defensive back by the NFL's Philadelphia Eagles in the eighth round of the 1968 draft. He also played two seasons for the Atlanta Falcons before his professional career was cut short by a neck injury.

LAVAN QUICK FACTS

Seventh Season

Born: September 13, 1946 in Fort Pierce, Fla.

Education: Bachelor's degree from Colorado State University in 1968.

Playing Experience: Four-year letterwinner at Colorado State University as a safety ... Drafted by Philadelphia Eagles (eighth round 1968 NFL Draft - 204th pick overall) ... Played two seasons for Atlanta Falcons ('69-'70).

Honors and Awards: (2008) - DSU "Making A Difference Award" ... Head Coach American Heritage Bowl/Navy-Marine Corps All-Star Classic ... (2007) - Pigskin Club of Washington MEAC Coach of the Year ... FDC Region II Coach of the Year ... Eddie Robinson Award runner-up ... (1990) - Super Bowl championship coach (49ers).

the second team in the history of the MEAC to post an 8-0 record in league play (10-1 overall regular season).

Delaware State was recognized as the 2007 American Sports Wire Division I Black College National Champions and No. 2 in the final Sheridan Broadcast Network poll of Historically Black College & University teams.

Lavan was honored as the 2007 Pigskin Club of Washington, D.C., MEAC Coach-of-the-Year and Football Championship Subdivision Region II Coach-of-the-Year. He was second in the voting for the 2007 Eddie Robinson Award, recognizing the top Football Championship Subdivision coach, and was awarded the 2008 Making A Difference Award by the DSU Alumni Association.

The Fort Pierce, Fla., native was also selected as head coach for the 2008 American Heritage Bowl/Navy-Marine Corps All-Star Classic in San Clemente, Calif. He guided the Northeast All-Stars to a 24-7 victory in the contest.

The year before Lavan's arrival, the Hornets lost their first nine games en route to a 1-10 overall record.

LAVAN'S HEAD COACHING RECORD

YEAR	SCHOOL	W-L	PCT	
2003	Eastern Michigan	2-1	.677	
2004	Delaware State	4-7	.364	
2005	Delaware State	7-4	.636	
2006	Delaware State	8-3	.727	
2007	Delaware State	10-2	.833	MEAC Champs
2008	Delaware State	5-6	.455	
2009	Delaware State	4-6	.400	
2010	Delaware State	2-8	.200	
DSU totals (seventh season)		40-36	.526	
EMU totals (three games)		2-1	.667	
Career totals		42-37	.532	

DELAWARE STATE HEAD COACH AL LAVAN, cont.



Lavan vs. all opponents

*Ball State	1-0
Bethune-Cookman	4-3
Central Connecticut	0-1
*Central Florida	1-0
Coastal Carolina	1-2
Concord (WV)	1-0
#Delaware	0-2
Elon	0-1
Florida A&M	4-2
Hampton	3-4
Howard	5-1
James Madison	0-1
Kent State	0-2
Michigan	0-1
Massachusetts	0-1
Millersville (Pa.)	1-0
Morgan State	4-3
Norfolk State	5-2
North Carolina A&T	6-0
North Carolina Central	1-1
*Northern Illinois	0-1
Northwestern State (La.)	0-1
St. Francis (Pa.)	1-0
South Carolina State	2-5
Southern (La.)	0-1
Southern Illinois	0-1
Winston-Salem State	2-1

* - While interim head coach at Eastern Michigan

- Including NCAA FCS playoffs (2007)

2010 opponents in bold

DSU ALL-TIME COACHING WINS

Bill Collick (1985-96)	81
Edward Jackson (1933-45; 53-55)	47
Al Lavan (2004 — present)	40
Arnold Jeter (1967-74)	25
Joe Purzycki (1981-84)	21
Edmond Wyche (1975-80)	18
Bennie J. George (1956-59)	17
Ben Blacknall (2000-2003)	16
Thomas Conrad (1946-49)	15
Roy D. Moore (1961-64)	15

AL LAVAN'S DSU YEAR-BY-YEAR RESULTS

2004 (4-7; 4-3 MEAC)

Lavan (4-7; 4-3 MEAC)		
L	0-51	MASSACHUSETTS
L	23-26	NC CENTRAL
L	13-49	at Elon
L	0-49	SO. ILLINOIS
W	28-23	HAMPTON*
L	16-45	at Bethune-Cookman*
W	15-6	NO. CAROLINA A&T*
L	30-34	at Morgan State*
L	14-28	SC STATE* (HC)
W	33-28	at Norfolk State*
W	32-13	at Howard*

* - MEAC game

2005 (7-4; 6-2 MEAC)

Lavan (11-11; 10-5 MEAC)		
W	21-17	at Florida A&M*
W	38-6	MILLERSVILLE
L	7-65	at James Madison
L	6-24	at Coastal Carolina
L	8-26	at Hampton*
W	17-0	BETH.-COOKMAN*
W	23-13	at No. Carolina A&T*
W	41-14	MORGAN STATE*
L	3-24	at So. Carolina State*
W	38-17	NORFOLK STATE*
W	23-7	HOWARD*

2006 (8-3; 6-2 MEAC)

Lavan (19-14; 16-7 MEAC)		
W	34-14	vs. Florida A&M* (Detroit, Mich.)
W	63-28	ST. FRANCIS
L	3-23	at Northwestern St.
L	14-29	at Hampton*
W	33-31	at Bethune-Cookman*
W	33-31	at Bethune-Cookman*
W	37-21	NO. CAROLINA A&T*
W	29-7	at Morgan State*
W	10-9	SO. CAROLINA ST.*
W	62-0	CONCORD (WV)
W	33-10	at Norfolk State*
L	17-20	at Howard*

2007 (10-2; 8-0 MEAC)

Lavan (29-16; 24-7 MEAC)		
W	23-18	COASTAL CAROLINA
W	20-7	at Florida A&M*
L	7-38	at Kent State
W	24-7	at Hampton*
W	24-10	BETH.-COOKMAN*
W	27-0	at No. Carolina A&T*
W	25-17	MORGAN STATE*
W	17-16	at So. Carolina St.*
W	23-20	at Winston-Salem St.
W	28-21(OT)	NORFOLK STATE*
W	29-13	HOWARD*
L	7-44	at Delaware+

+ - FCS Playoffs

2008 (5-6; 5-3 MEAC)

Lavan (34-22; 29-10 MEAC)		
W	35-28 (OT)	FLORIDA A&M*
L	3-24	at Kent State
L	10-28	CENTRAL CONN.
L	14-17	HAMPTON*
W	26-20	at Beth-Cookman*
W	42-7	NCA&T*
L	3-20	at Morgan State*
L	17-23	SO. CAROLINA ST.*
L	26-27	WINSTON-SALEM
W	34-28	at Norfolk State*
W	10-6	at Howard*

2009 (4-7; 3-5 MEAC)**

Lavan (38-28; 32-14 MEAC)		
L	12-21	at Florida A&M*
L	17-27	at Delaware
W	21-6	at Hampton*
L	9-10	BETH.-COOKMAN*
L	6-63	at Michigan
W	35-22	MORGAN STATE
L	10-52	at So. Carolina St.*
W	24-21	at Winston-Salem St.
L	16-21	NORFOLK ST.*
W	30-20	HOWARD*

** - Includes forfeit loss to North Carolina A&T

2010 (0-3; 0-1 MEAC)**

Lavan (38-29; 32-14 MEAC)		
L	27-37	vs. Southern (La.)
L	14-17	FLORIDA A&M*
L	14-34	at Coastal Carolina
L	14-20	HAMPTON*
L	24-47	at Bethune-Cookman*
W	31-26	NCA&T*
L	24-34	at Morgan State*
L	21-38	SO. CAROLINA ST.*
W	29-7	NC CENTRAL
L	21-31	at Norfolk State

2010 GAMES TO DATE

GAME 1
SOUTHERN 37 DELAWARE STATE 27
CITRUS BOWL-ORLANDO, FLA.
MEAC/SWAC CHALLENGE
SEP. 5, 2010

Southern scored 21 unanswered points in the fourth quarter en route to a 37-27 win over Delaware State before 16,367 sun baked fans at the Florida Citrus Bowl in the 2010 MEAC/SWAC Challenge. The Hornets led 27-16 before the Jaguars stormed back. The Southern win overshadowed a career effort by Delaware State's Larrone Moore, who collected 186 all-purpose yards. Moore also became the first Hornet with two touchdowns of 85-or-more yards in a game. Moore was selected as Delaware State's Most Valuable Player for the contest. Delaware State scored first when quarterback Anthony Glaud connected with Darius Jackson on a 16-yard touchdown pass on the opening drive of the game. The extra point kick by freshman Mario Diaz-Aviles gave the Hornets a 7-0 lead with 11:08 left in the first quarter. Glaud was 3-for-3 for 33 yards on the seven-play, 3-minute-52 scoring drive. Jaashawn Jones had three carries for 33 yards, including a 24-yard run, during the drive. Moore struck for the first time later in the second quarter to put the Hornets back in front. The Hyattsville, Md., native caught a pass from Glaud on a crossing pattern and sprinted untouched 85 yards for a touchdown to give Delaware State a 13-7 lead with 12:24 left in the second quarter. A poor snap prevented the Hornets from converting the extra point following the touchdown. The touchdown catch was Moore's second at Delaware State, and the longest of his career. It was also Glaud's longest career completion. It took the Hornets just 13 seconds to regain the lead. Moore took the ensuing kickoff and darted down the left sideline 90 yards for a touchdown to give DSU a 19-14 lead with 3:11 left in the second quarter. Another poor snap by the Hornets on the extra point attempt was scooped up by Southern's Anthony Wells, who returned the ball downfield for two points, cutting Delaware State's lead to 19-16.

Score by quarters

	1	2	3	4	T
SOUTHERN	0	16	0	21	37
DELAWARE ST.	7	12	8	0	27

Scoring Summary

1st Qtr.

DSU 11:08 Jackson 11 pass from Glaud (Diaz-Aviles kick) 7-67, 3:52 DSU 7 SU 0

2nd Qtr.

SU 14:05 Jordan 9 pass from McGinty (Griswold kick) 14-80; 6:35 DSU 7 SU 7

DSU 12:24 Moore 85 pass from Glaud (run failed) 3-85; 1:36 DSU 13 SU 7

SU 3:24 Nzekwe 1 run (Griswold kick) 12-75; 5:41 SU 14 DSU 13

DSU 3:11 Moore 90 kickoff ret. (rush fumbled) DSU 19 SU 14

SU 3:11 Wells PAT return DSU 19 SU 16

3rd Qtr.

DSU 10:50 Wilson 38 pass from Elko (Elko run) 2-58; 0:20 DSU 27 SU 16

4th Qtr.

SU 7:59 Joseph 5 run (Griswold kick) 5-49; 1:59 DSU 27 SU 23

SU 4:43 Cushingberry 64 punt ret. (Griswold kick) SU 30 DSU 27

SU 1:53 Allen 4 pass from Joseph (Griswold kick) 3-40; 1:15 SU 37 DSU 27

Team Statistics

	DSU	SU
First Downs	15	23
Rushes-Yards (net)	31-77	38-158
Passing yards (net)	243	236
Passes (A-C-I)	21-9-2	37-19-0
Total Offense (plays-yards)	52-320	75-394
Fumble Returns-yds.	0-0	0-0
Punt Returns- yds.	3-22	2-71
Kickoff returns - yds.	6-175	5-104
Int. returns- yds.	0-0	2-23
Punts (No. - avg.)	6-31.7	5-44.6
Fumbles - lost	2-0	1-1
Penalties - yds.	6-32	10-90
Possession time	26:15	33:45
Third down conversions	2 of 9	7 of 15
Fourth down conversions	0 of 0	0 of 1
Red zone scores-chances	1 of 2	4 of 6
Sacks by: No. - yds.	0-0	1-2

DELAWARE STATE

Rushing	No.	Yds.	TD	LG	AVG
Jones	11	53	0	24	4.8
Glaud	10	29	0	15	2.9
Rosseau	6	7	0	4	1.2
Elko	2	4	0	3	2.0

Passing	A-C-I	Yds.	TD	LG
Glaud	17-7-1	198	2	85
Elko	4-2-1	45	1	38

Receiving	No.	Yds.	TD	LG
Jackson	3	69	0	47
Moore	2	92	1	85
Wilson	1	38	1	38
Brewton	1	22	0	22
Dixon	1	13	0	13
Tarpley	1	7	0	7

Punting	No.	Avg.	LG	I20
Kano	6	31.7	39	0

Punt Returns	No.	Yds.	TD	LG
Jackson	2	12	0	7

Kickoff Returns	No.	Yds.	TD	LG
Moore	2	94	1	90
Tarpley	2	53	0	36
Wilson	2	28	0	21

Tackles	UA-A	TT	TL-Yds.	SK
Caroll	2-11	13	1-0.5	0-0
Ferguson	2-8	10	0-0	0-0
Green	5-4	9	0-0	0-0
Watson	3-5	8	0-0	0-0
Harvey	1-7	8	1-2	0-0

SOUTHERN

Rushing	No.	Yds.	TD	LG	AVG
Nzekwe	15	98	1	16	6.5
Hollimon	16	46	0	23	2.9

Passing	A-C-I	Yds.	TD	LG
Joseph	21-12-0	162	1	37
MCGinty	16-7-0	74	1	21

Receiving	No.	Yds.	TD	LG
Allen	4	64	0	33
Hollimon	4	47	0	16
Jordan	2	46	1	37

Punting	No.	Avg.	LG	I20
Duran	5	44.6	54	2

Punt Returns	No.	Yds.	TD	LG
Cushingberry	2	71	1	64

Kickoff Returns	No.	Yds.	TD	LG
Cushingberry	5	104	0	25

Tackles	UA-A	TT	TL-Yds.	SK
Coleman	3-4	7	0.5-1	0-0
Narcisse	2-4	6	0.5-1	0-0
Williams	1-5	6	1-1	0-0



Larrone Moore (right) had 186 all-purpose yards, and was named Delaware State's MVP, in the season-opening loss to Southern

2010 GAMES TO DATE

GAME 2
FLORIDA A&M 17 DELAWARE STATE 14
ALUMNI STADIUM-DOVER, DEL.
SEP. 11, 2010

Martin Ukpai threw two touchdown passes, including the go-ahead score in the third quarter, to lead Florida A&M over the Hornets in the Mid-Eastern Athletic Conference (MEAC) opener for each team. The Rattlers improved to 1-1 overall, while the Hornets fell to 0-2. Delaware State pulled ahead 12-10 when Jaashawn Jones capped off a 5-play, 56-yard drive with a one-yard touchdown run with 12:24 left in the third quarter. The big play in the drive was a 34-yard pass from Anthony Glaud to Larrone Moore to the Florida A&M 4-yard line. Glaud ran for two points on the conversion to give the Hornets a 14-10 lead. The Rattlers needed just two plays on the ensuing possession to regain the lead. Ukpai connected with Brian Tymes on a 50-yard scoring pass to give the Rattlers a 17-14 lead with 11:23 left in the third quarter. Each team had good scoring opportunities in the fourth quarter, but failed to convert. The Hornets came away with points on just two of five "red-zone" chances due, in part, to the lack of a reliable field goal kicker. Starting placekicker Mario Diaz-Aviles sat out the game after suffering an ankle injury in the Hornets' opening day loss to Southern on Sep. 5. Delaware State outgained Florida A&M 344 to 299. Glaud connected on 14 of 31 passes for 192 yards for Delaware State. He also completed an 11-yard touchdown pass to Darius Jackson to give the Hornets a 6-3 lead in the second quarter. Moore had five catches for 102 yards for the Hornets. He also had 93 kickoff return yards to give him 195 all-purpose yards for the game. Moore is averaging 190.5 all-purpose yards in the Hornets' two-game this season. Jones led DSU with 95 yards rushing.

Score by quarters

	1	2	3	4	T
FLORIDA A&M	3	7	7	0	17
DELAWARE ST.	0	6	8	0	14

Scoring Summary

1st Qtr.

FAMU 12:11 Scott 26 field goal
 7-54; 2:49 FAMU 3 DSU 0

2nd Qtr.

DSU 9:02 Jackson 11 pass from Glaud (run failed)
 8-94; 3:00 DSU 6 FAMU 3

FAMU 7:00 Lawrence 22 pass from Ukpai (Scott kick)
 4-40; 2:02 FAMU 10 DSU 6

3rd Qtr.

DSU 12:24 Jones 1 run (Glaud run)
 5-56; 2:26 DSU 14 FAMU 10

FAMU 11:23 Tymes 50 pass from Ukpai (Scott kick)
 2-56; 0:55 FAMU 17 DSU 14

Team Statistics

	DSU	FAMU
First Downs	20	17
Rushes-Yards (net)	39-152	33-138
Passing yards (net)	192	161
Passes (A-C-I)	31-14-1	27-12-0
Total Offense (plays-yards)	70-344	60-299
Fumble Returns-yds.	0-0	1-32
Punt Returns- yds.	3-13	2-5
Kickoff returns – yds.	4-126	0-0
Int. returns- yds.	1-1	0-0
Punts (No. – avg.)	5-27.6	6-41.7
Fumbles – lost	1-1	2-1
Penalties – yds.	6-33	9-57
Possession time	30:23	29:37
Third down conversions	6 of 15	6 of 14
Fourth down conversions	1 of 4	0 of 0
Red zone scores-chances	2 of 5	1 of 3
Sacks by: No. – yds.	2 – 20	2-9

DELAWARE STATE

Rushing	No.	Yds.	TD	LG	AVG
Jones	25	95	1	18	3.8
Glaud	14	57	0	18	4.1

Passing	A-C-I	Yds.	TD	LG
Glaud	31-14-1	192	1	39

Receiving	No.	Yds.	TD	LG
Moore	5	102	0	39
Wilson	4	46	0	22
Jackson	3	29	1	11
Dixon	1	13	0	13
Tarpley	1	2	0	2

Punting	No.	Avg.	LG	I20
Kano	5	27.6	44	1

Punt Returns	No.	Yds.	TD	LG
Jackson	2	10	0	9
Tarpley	1	3	0	3

Kickoff Returns	No.	Yds.	TD	LG
Moore	2	93	0	54
Tarpley	2	33	0	25

Tackles	UA-A	TT	TL-Yds.	SK
Green	4-5	9	0-0	0-0
Sutton	1-4	5	0-0	0-0
Caroll	1-4	5	1-0.5	0-0
Hinton	4-0	4	0-0	0-0

FLORIDA A&M

Rushing	No.	Yds.	TD	LG	AVG
Rocker	12	45	0	16	3.8
Sylvester	4	44	0	19	11.0

Passing	A-C-I	Yds.	TD	LG
Ukpai	27-12-0	161	2	50

Receiving	No.	Yds.	TD	LG
Elliot	4	51	0	17
Tymes	2	55	1	50

Punting	No.	Avg.	LG	I20
Holdren	6	41.7	60	2

Punt Returns	No.	Yds.	TD	LG
Lawrence	2	5	0	3

Kickoff Returns	No.	Yds.	TD	LG
None				

Tackles	UA-A	TT	TL-Yds.	SK
Graham	1-9	10	0.5-1	0-0
Hollinghead	2-6	8	1-1	0-0
Holcomb	4-3	7	0-0	0-0

Kevin Green (right) led the Hornets with nine tackles in 17-14 loss to Florida A&M



2010 GAMES TO DATE

GAME 3
COASTAL CAROLINA 34 DELAWARE STATE 14
BROOKS STADIUM-CONWAY, S.C.
SEP. 25, 2010

Coastal Carolina dominated the first half en route to the win before a sellout crowd of 9,218 at Brooks Stadium. Coastal Carolina led 31-0 at halftime, and 34-0 late in the fourth quarter before DSU scored two touchdowns in the final 1:58 of the game to avoid being shutout for the first time since 2004. The Chanticleers opened the scoring when Zach MacDowall connected with Brandon Whitley on a five-yard touchdown pass with 9:26 left in the opening quarter. Back-up quarterback Aramis Hillary capped off the six-play drive with a six-yard touchdown run to give the hosts a 14-0 lead with 4:35 left in the first quarter. The Chanticleers used a trick play to open up a three-touchdown lead. Quarterback Zach MacDowall completed a pass behind the line-of-scrimmage to wide receiver Dushawn Davis, who threw the ball to a wide open Brandon Whitley for a 24-yard touchdown to give CCU a 21-0 lead. Delaware State's best drive of the first half ended in disaster as Coastal returned a blocked field goal attempt for its fourth touchdown. Justin Durham nailed a 35-yard field goal on the final play of the first to give Coastal Carolina a 31-0 lead at intermission. Delaware State finally got on the board when quarterback Anthony Glaud directed an 80-yard scoring drive late in the game Glaud capped off the drive with a one-yard touchdown run on fourth-and-goal with 1:58 left to play. The big play in the drive was a 22-yard completion on third down to Larrone Moore. Glaud connected with Donnell Dixon on a two-point pass to cut Coastal's lead to 34-8. The Hornets recovered an onside kick on the ensuing kickoff that resulted in their second touchdown. Glaud capped off the four-play, 50-yard drive with an eight-yard touchdown pass to Dixon to pull Delaware State to within 34-14 with 49 seconds left to play. A two-point pass following the score was unsuccessful. Glaud completed 22-of-25 passes (88.0%), mostly of the short variety, for 153 yards and one touchdown.

Score by quarters

	1	2	3	4	T
DSU	0	0	0	14	14
CCU	14	17	0	3	34

Scoring Summary

1st Qtr.

CCU 09:26 Whitley 5 pass from MacDowall
 (Durham kick) 7-65; 2:59 CCU 7 DSU 0

CCU 04:35 Hillary 6 run (Durham kick)
 6-34; 2:46 CCU 14 DSU 0

2nd Qtr.

CCU 13:47 Whitley 24 pass from Davis
 (Durham kick) 7-90; 2:24 CCU 21 DSU 0

07:25 Jolly 94 blocked FG ret. (Durham kick)
 CCU 28 DSU 0

CCU 0:00 Durham 35 FG
 5-20; 2:12 CCU 31 DSU 0

4th Qtr.

CCU 09:04 Durham 42 FG
 6-46; 2:35 CCU 34 DSU 0

DSU 01:58 Glaud 1 run (Glaud pass to Dixon)
 13-80; 7:06 CCU 34 DSU 8

DSU 00:49 Dixon 8 pass from Glaud (pass failed)
 4-50; 1:02 CCU 34 DSU 14

Team Statistics

	DSU	CCU
First Downs	17	18
Rushes-Yards (net)	36-57	29-183
Passing yards (net)	153	156
Passes (A-C-I)	25-22-0	24-17-2
Total Offense (plays-yards)	61-210	53-339
Fumble Returns-yds.	0-0	0-0
Punt Returns- yds.	0-0	3-42
Kickoff returns - yds.	4-83	2-17
Int. returns- yds.	2-0	0-0
Punts (No. - avg.)	6-39.7	1-34.0
Fumbles - lost	1-1	1-1
Penalties - yds.	10-56	10-85
Possession time	36:37	23:23
Third down conversions	5 of 14	5 of 9
Fourth down conversions	1 of 2	0 of 0
Red zone scores-chances	2 of 3	3 of 4
Sacks by: No. - yds.	1 -5	6-36

DELAWARE STATE

Rushing	No.	Yds.	TD	LG	AVG
Jones	12	48	1	11	4.0
Williams	6	17	0	7	2.8

Passing	A-C-I	Yds.	TD	LG
Glaud	25-22-0	153	1	22

Receiving	No.	Yds.	TD	LG
Wilson	4	38	0	16
Bashir	4	36	0	12
Jackson	4	9	0	7
Moore	3	30	0	22
Dixon	3	16	0	8
Williams	2	3	0	7
Tarpley	1	12	0	12
Rosseau	1	9	0	9

Punting	No.	Avg.	LG	I20
Kano	6	39.7	47	1

Punt Returns	No.	Yds.	TD	LG
none				

Kickoff Returns	No.	Yds.	TD	LG
Moore	1	19	0	19
Tarpley	3	64	0	24

Tackles	UA-A	TT	TL-Yds.	SK
Ferguson	4-1	5		
Green	3-2	5	1-1	1-1
Adjei	3-2	5	0-0	0-0

COASTAL CAROLINA

Rushing	No.	Yds.	TD	LG	AVG
O'Neal	11	77	0	38	7.0
Jones	2	41	0	26	20.5

Passing	A-C-I	Yds.	TD	LG
MacDowall	20-13-2	104	1	25
Hillary	3-3-0	28	0	13
Davis	1-1-0	24	1	24

Receiving	No.	Yds.	TD	LG
Duran	4	59	0	25
Willis	4	38	0	14

Punting	No.	Avg.	LG	I20
Erdman	1	34.0	34	0

Punt Returns	No.	Yds.	TD	LG
Mastromatteo	3	28	0	17

Kickoff Returns	No.	Yds.	TD	LG
Height	1	17	0	17

Tackles	UA-A	TT	TL-Yds.	SK
Steward	4-5	9	1-2	0-0
Jacobs	4-2	6	2-5	0-0
Holman	2-4	6	0-0	0-0

Donnell Dixon (right) scored his first touchdown of the season on a pass from Anthony Glaud in the fourth quarter.



2010 GAMES TO DATE

GAME 4
HAMPTON 20 DELAWARE STATE 14
ALUMNI STADIUM- DOVER, DEL.
SEP. 30, 2010

Freshman Antwon Chisholm rushed for 157 yards and a touchdown to lead Hampton to a 20-14 win over Delaware State in a rain soaked nationally televised game (ESPNU) at Alumni Stadium. The game began in a downpour and was played in a steady rain throughout the contest. The game was scoreless for nearly three quarters before Hampton broke through. Pirate quarterback David Legree capped off a seven-play, 54-yard drive with a one-yard touchdown plunge to give Hampton a 6-0 lead with 37 seconds left in the third quarter. The Hornets used a trick play to finally get on the board on their next possession. Wide receiver Darius Jackson took a swing pass from quarterback Anthony Glaud behind the line-of-scrimmage, then passed the ball to a wide open Justin Wilson in the endzone for a 23-yard touchdown to tie the game at 6-6 with 14:05 left in the fourth quarter. The extra point kick by Mario Diaz-Aviles gave the Hornets a 7-6 lead. The touchdown catch was the second of the year for Wilson. Hampton regained the lead on its next possession. The Pirates marched 85 yards on nine plays, capped off by a 37-yard touchdown pass from Legree to Javaris Brown with 10:46 left to play. Legree completed a two-point pass to Reginald Hicks to give Hampton a 14-7 lead. After Delaware State failed to score on its next possession, Chisholm gave the Pirates a 20-7 lead on a 57 yard touchdown run with 7:32 remaining in the game. The extra point kick was no good. Delaware State pulled closer on a touchdown in the final minute. Back-up quarterback Nick Elko capped off an 8-play, 44-yard drive with a 23-yard touchdown pass to Donnell Dixon with 24 seconds left to play. Elko completed 4-of-7 passes for 44 yards during the drive. Dixon has touchdown catches in each of the last two games. The Hornets attempted an onsidest kick after the touchdown, but Hampton recovered the ball to secure the win.

Score by quarters

	1	2	3	4	T
HAM	0	0	6	14	20
DSU	0	0	0	14	14

Scoring Summary

3rd Qtr.

HAM 00:37 Legree 1 run (kick failed)
 7-54, 2:30 HAM 6 DSU 0

4th Qtr.

DSU 14:05 Wilson 23 pass from Jackson
 (Diaz-Aviles kick) 5-58; 1:07 DSU 7 HAM 6

HAM 10:46 Brown 37 pass from Legree
 (Legree to Hicks) 5-58; 1:27 HAM 14 DSU 7

HAM 07:32 Chisholm 57 run (kick failed)
 3-83; 1:04 HAM 20 DSU 7

DSU 00:24 Dixon 13 pass from Elko
 (Diaz-Aviles kick) 8-44; 1:28 HAM 20 DSU 14

Team Statistics

	DSU	HAM
First Downs	21	14
Rushes-Yards (net)	34-80	52-258
Passing yards (net)	183	83
Passes (A-C-I)	50-19-0	11-5-0
Total Offense (plays-yards)	84-263	63-341
Fumble Returns-yds.	1-7	0-0
Punt Returns- yds.	1-1	3-9
Kickoff returns - yds.	4-132	2-43
Int. returns- yds.	0-0	0-0
Punts (No. - avg.)	8-38.4	9-37.3
Fumbles - lost	2-1	5-2
Penalties - yds.	3-15	14-137
Possession time	32:20	27:40
Third down conversions	7 of 22	4 of 13
Fourth down conversions	3 of 7	0 of 0
Red zone scores-chances	0 of 4	1 of 1
Sacks by: No. - yds.	0-0	2-12

DELAWARE STATE

Rushing	No.	Yds.	TD	LG	AVG
Jones	22	78	0	23	3.5
Glaud	11	13	0	5	1.2

Passing	A-C-I	Yds.	TD	LG
Glaud	42-14-0	116	0	19
Elko	7-4-0	44	1	23
Jackson	1-1-0	23	1	23

Receiving	No.	Yds.	TD	LG
Wilson	6	66	1	23
Tarpley	4	45	0	19
Dixon	3	45	1	23
Moore	3	18	0	1
Jackson	3	9	0	9

Punting	No.	Avg.	LG	I20
Kano	7	43.9	70	3

Punt Returns	No.	Yds.	TD	LG
none				

Kickoff Returns	No.	Yds.	TD	LG
Moore	2	47	0	38
Tarpley	1	78	0	47

Tackles	UA-A	TT	TL-Yds.	SK
Caroll	9-3	12	2.5/5	
Harvey	5-4	9		
Green	2-4	6		

HAMPTON

Rushing	No.	Yds.	TD	LG	AVG
Chisholm	15	157	1	57	10.5
McCloude	14	36	0	8	2.6

Passing	A-C-I	Yds.	TD	LG
Legree	11-5-0	83	1	37

Receiving	No.	Yds.	TD	LG
Brown	2	53	1	37
Davis	2	14	0	8

Punting	No.	Avg.	LG	I20
Stovall	9	37.3	58	2

Punt Returns	No.	Yds.	TD	LG
Davis	2	2	0	2

Kickoff Returns	No.	Yds.	TD	LG
Davis	1	22	0	22
Mathis	1	21	0	21

Tackles	UA-A	TT	TL-Yds.	SK
Peguese	4-8	12	1-12	1-2
Johnson	3-8	11		
Fenner	2-5	7		

Andre Caroll (right) led the Hornets with 11 tackles in the loss to Hampton



2010 GAMES TO DATE

GAME 5
BETHUNE-COOKMAN 47 DELAWARE STATE 24
MUNICIPAL STADIUM- DAYTONA BEACH, FLA.
OCT. 9, 2010

Bethune-Cookman racked up 590 yards to improve 5-0 overall (3-0 MEAC). Delaware State scored 22 points and collected 291 yards in the second half after trailing 34-2 at the break. Quarterback Matt Johnson completed 16-of-21 passes for 259 yards and a touchdown, and rushed for 52 yards and a score, to lead the Bethune-Cookman attack. Bethune-Cookman was forced to punt on its first three possessions of the game, but took advantage of a Delaware State special teams miscue to get on the board first. After a bad punt snap gave Bethune-Cookman the ball at the DSU 25, Androse Bell capped off a three-play drive with a one-yard touchdown run to give the Wildcats a 6-0 lead with 4:23 left in the first quarter. Delaware State's next possession also ended with a bad punt snap, giving the Wildcats the ball at the Hornets' 25. Six plays later, Andronicus Bell scored on a one-yard plunge to give BCU a 12-0 lead with 1:29 left in the opening quarter. The extra point kick was blocked. The ball was scooped up by Delaware State's Jomah Watson, who returned it all the way for two points for the Hornets. Bethune-Cookman scored 22 unanswered points in the second quarter to open up a 34-2 lead at the half. Back-up quarterback Nick Elko engineered a drive that resulted in Delaware State's first touchdown of the game. Nick Williams capped off the three-play, 80-yard drive with a 22- yard touchdown run to cut BCU's lead to 40-9 with 2:44 left in the third quarter. It was the first career touchdown for Williams, who also had a 26-yard run during the drive. The scoring march also featured a 36-yard pass from Elko to tight end Jahmel Bashir. Elko and wide receiver Larrone Moore connected for two touchdown passes in the fourth quarter. The pair hooked up on a 60-yard catch and run for a touchdown to cut Bethune-Cookman's lead to 40-16 with 12:10 left to play. Their second touchdown covered 26 yards with 2:43 remaining in the game.

Score by quarters

	1	2	3	4	T
DSU	2	0	7	15	24
BCU	14	22	6	7	47

Scoring Summary

1st Qtr.

BCU	04:23	Bell 1 run	(kick failed)		
	3-25, 0:43			BCU 6	DSU 0
BCU	01:29	Lovette 1 run	(kick blocked)		
	6-25, 2:15			BCU 12	DSU 0
DSU	01:29	Watson PAT return			
				BCU 12	DSU 2

2nd Qtr.

BCU	09:36	Johnson 1 run	(Johnson to Brown)		
	13-80; 4:32			BCU 20	DSU 2
BCU	05:57	Jackson 10 run	(Hurd kick)		
	4-82; 1:05			BCU 27	DSU 2
BCU	01:28	Bell 3 run	(Hurd kick)		
	8-88; 2:43			BCU 34	DSU 2

3rd Qtr.

BCU	08:35	Reams 41 pass from Johnson	(kick blocked)		
	5-85; 1:50			BCU 40	DSU 2
DSU	02:44	Williams 22 run	(Diaz-Aviles kick)		
	3-80; 0:59			BCU 40	DSU 9

4th Qtr.

DSU	12:10	Moore 60 pass from Elko	(Diaz-Aviles kick)		
	4-85; 1:31			BCU 40	DSU 16
BCU	05:47	Wilson 6 run	(Hurd kick)		
	14-65; 6:13			BCU 47	DSU 16
DSU	02:43	Moore 26 pass from Elko	(Rosseau run)		
	8-52; 2:55			BCU 47	DSU 24

Team Statistics

	DSU	BCU
First Downs	18	31
Rushes-Yards (net)	28-124	59-268
Passing yards (net)	236	322
Passes (A-C-I)	31-17-0	27-19-0
Total Offense (plays-yards)	59-360	86-590
Fumble Returns-yds.	0-0	0-0
Punt Returns- yds.	1-1	2-13
Kickoff returns - yds.	8-164	4-72
Int. returns- yds.	0-0	0-0
Punts (No. - avg.)	6-48.0	4-37.5
Fumbles - lost	3-1	0-0
Penalties - yds.	11-108	16-127
Possession time	23:36	36:24
Third down conversions	2 of 11	8 of 15
Fourth down conversions	0 of 3	2 of 3
Red zone scores-chances	0 of 2	6 of 7
Sacks by: No. - yds.	2 -7	4-22

DELAWARE STATE

Rushing	No.	Yds.	TD	LG	AVG
Jones	10	71	0	34	7.1
Williams	4	53	1	25	13.2
Passing	A-C-I	Yds.	TD	LG	
Glaud	24-12-0	127	0	33	
Elko	7-5-0	109	2	60	
Receiving	No.	Yds.	TD	LG	
Moore	4	99	2	60	
Wilson	4	47	0	16	
Dixon	3	27	0	13	
Bashir	2	36	0	33	
Williams	2	10	0	12	
Langdon	1	16	0	16	
Jackson	1	1	0	1	
Punting	No.	Avg.	LG	I20	
Kano	6	48.0	70	4	
Punt Returns	No.	Yds.	TD	LG	
Jackson	1	1	0	1	
Kickoff Returns	No.	Yds.	TD	LG	
Moore	3	78	0	36	
Tarpley	2	49	0	24	
Tackles	UA-A	TT	TL-Yds.	SK	
Caroll	7-4	11	2.0/2		
Harvey	5-3	8			
Watson	5-1	6			

BETHUNE-COOKMAN

Rushing	No.	Yds.	TD	LG	AVG
Jackson	14	85	1	13	6.1
Lovette	13	60	1	17	4.6
Johnson	9	52	1	23	5.8
Bell	13	35	2	6	2.7
Passing	A-C-I	Yds.	TD	LG	LG
Johnson	21-16-0	259	1	50	
Receiving	No.	Yds.	TD	LG	
Reams	6	119	1	41	
Brown	4	46	0	15	
Punting	No.	Avg.	LG	I20	
Kowalski	4	37.5	44	0	
Punt Returns	No.	Yds.	TD	LG	
Keith	2	13	0	12	
Kickoff Returns	No.	Yds.	TD	LG	
Keith					
Tackles	UA-A	TT	TL-Yds.	SK	
Williams	5-1	6	2-6	1-3	
Sandilands	4-2	6		1-0	

Nick Elko came off the bench to complete 5 of 7 passes for 109 yards and two touchdowns in loss to Bethune-Cookman



2010 GAMES TO DATE

GAME 6
DELAWARE STATE 31 NO. CAROLINA A&T 26
ALUMNI STADIUM- DOVER, DEL..
OCT. 16, 2010

Score by quarters

	1	2	3	4	T
BCU	7	7	0	12	26
DSU	6	6	6	13	31

Scoring Summary

1st Qtr.

NCAT 05:20 Mayhew 1 run (Shidler kick) (Shidler kick)
 18-72, 9:40 NCAT 7 DSU 0

DSU 00:30 Jones 1 run (kick failed)
 9-67, 4:40 NCAT 7 DSU 6

2nd Qtr.

NCAT 12:26 Graham INT ret. (Shidler kick) (Shidler kick)
 NCAT 14 DSU 6

DSU 00:20 Wilson 30 pass from Elko (run failed)
 7-80: 2:10 NCAT 14 DSU 12

3rd Qtr.

DSU 02:04 Wilson 25 pass from Glaud (run failed)
 5-45; 1:44 DSU 18 NCAT 14

4th Qtr.

DSU 10:04 Moore 60 pass from Glaud (Diaz-Aviles kick) 7-80; 2:34 DSU 25 NCAT 14

NCAT 07:24 Cooper 9 pass from Webb (run failed) 14-65; 6:13 DSU 25 NCAT 20

DSU 02:13 Ayanbiola 22 fun ret. (kick failed) DSU 31 NCAT 20

NCAT 00:00 Cooper 4 pass from Webb 8-78; 2:05 DSU 31 NCAT 26

Team Statistics

	DSU	NCAT
First Downs	17	21
Rushes-Yards (net)	36-156	49-164
Passing yards (net)	195	215
Passes (A-C-I)	21-12-1	30-16-0
Total Offense (plays-yards)	57-351	79-379
Fumble Returns-yds.	1-22	0-0
Punt Returns- yds.	0-0	1-0
Kickoff returns - yds.	3-43	6-52
Int. returns- yds.	0-0	1-50
Punts (No. - avg.)	5-27.4	3-42.0
Fumbles - lost	0-0	3-3
Penalties - yds.	5-55	5-35
Possession time	25:48	34:12
Third down conversions	5 of 12	9 of 19
Fourth down conversions	1 of 1	3 of 4
Red zone scores-chances	1 of 2	3 of 4
Sacks by: No. - yds.	2-25	2-3

Delaware State celebrated victory for the first time this season after a 31-26 homecoming win over North Carolina A&T at Alumni Stadium. Jaashawn Jones rushed for a career-high 144 yards and a touchdown to lead the Delaware State attack. The Hornets racked up 351 yards in the contest, including 195 passing. "Our ability to run the ball was key to the win," said Delaware State head coach Al Lavan, who improved to 33-19 in MEAC games, including 6-0 vs. North Carolina A&T. "Jaashawn (Jones) ran with a great deal of purpose and the offensive line created great opportunities for him." Delaware State quarterback Anthony Glaud completed 9-of-16 passes for 140 yards and two touchdowns. Nick Elko relieved Glaud for two possessions in the second quarter. He completed 3-of-5 passes for 55 yards, including a touchdown to Justin Wilson. Darius Jackson led the Hornet receivers with four catches (48 yards). Wilson had three receptions for a career-high 77 yards. He also had two touchdown receptions for the first time in his career. Larrone Moore hauled in three passes for 62 yards and a touchdown for the Hornets. Lineman Andre Carroll had a career-high 16 tackles to lead all players. Carroll had four tackles behind the line of scrimmage (-4.5 yards), including 1.5 sacks (-17). He also forced a fumble and recovered a fumble. Kevin Green had 11 tackles for the Hornets, including 2.5 backfield stops. Mike Mayhew rushed for 132 yards and a touchdown for the Aggies, who collected 379 total yards. Mayhew was the MEAC's leading rusher with 590 yards (98.3 ypg) entering the contest. Mike Wallace led all players with five receptions for 86 yards for the Aggies.

DELAWARE STATE

Rushing	No.	Yds.	TD	LG	AVG
Jones	30	147	1	23	4.8
Glaud	4	9	0	9	1.2

Passing	A-C-I	Yds.	TD	LG
Glaud	16-9-1	140	2	32
Elko	5-3-0	55	1	30

Receiving	No.	Yds.	TD	LG
Wilson	4	47	0	16
Jackson	3	77	2	30
Moore	3	62	1	32
Tarpley	1	4	0	4
Dixon	1	4	0	4

Punting	No.	Avg.	LG	I20
Elko	5	27.4	39	3

Punt Returns	No.	Yds.	TD	LG
None				

Kickoff Returns	No.	Yds.	TD	LG
Tarpley	3	43	0	20

Tackles	UA-A	TT	TL-Yds.	SK
Caroll	8-8	16	4.5/21	1.5/17
Green	4-7	11	2.5/9	-

NO. CAROLINA A&T

Rushing	No.	Yds.	TD	LG	AVG
Mayhew	27	132	1	26	4.9
Hines	7	29	1	7	4.1

Passing	A-C-I	Yds.	TD	LG
Webb	22-12-0	149	2	26
Hines	6-2-0	6	0	7

Receiving	No.	Yds.	TD	LG
Miles	5	86	0	44
Warren	4	67	0	26
Copper	3	18	2	9

Punting	No.	Avg.	LG	I20
Grubb	3	43.0	44	0

Punt Returns	No.	Yds.	TD	LG
Cooper	1	0	0	0

Kickoff Returns	No.	Yds.	TD	LG
Ferrell	5	52	0	30

Tackles	UA-A	TT	TL-Yds.	SK
Ferrell	8-2	10		
Jackson	8-1	9		

Justin Wilson (right) had three catches for a career-high 77 yards and two touchdowns, also a career-best, vs. North Carolina A&T



2010 GAMES TO DATE

GAME 7

MORGAN STATE 34 DELAWARE STATE 24
HUGHES STADIUM— BALTIMORE, MD..
OCT. 23, 2010

Score by quarters

	1	2	3	4	T
DSU	0	7	7	10	24
MSU	7	7	7	13	34

Scoring Summary

1st Qtr.

MSU 12:26 Mann 24 run (Scarlett kick)
 2:37, 0:32 MSU 7 DSU 0

2nd Qtr.

DSU 13:53 Spicer 9 INT ret. (Diaz-Aviles kick)
 DSU 7 MSU 7

MSU 11:01 Okakpu 14 pass from Williams
 (Scarlett kick) 6-61: 2:47 MSU 14 DSU 7

3rd Qtr.

MSU 14:46 Flowers 73 KO ret. (Scarlett kick)
 MSU 21 DSU 7

DSU 12:33 Jones 48 run (Diaz-Aviles kick)
 MSU 21 DSU 14

4th Qtr.

DSU 14:54 Brown 0 INT return (Diaz-Aviles kick)
 DSU 21 MSU 21

DSU 08:22 Diaz-Aviles 32 FG
 9-49; 4:19 DSU 24 MSU 21

MSU 00:20 Hendrix 34 pass from Williams (Scarlett
 kick) 8-85; 3:04 MSU 28 DSU 24

MSU 00:00 Jacques 2 FUM ret.
 MSU 34 DSU 24

Team Statistics

	DSU	MSU
First Downs	21	19
Rushes-Yards (net)	32-91	40-215
Passing yards (net)	298	167
Passes (A-C-I)	35-25-3	18-11-3
Total Offense (plays-yards)	67-389	58-382
Fumble Returns-yds.	1-32	1-2 (1 TD)
Punt Returns- yds.	3-39	2-17
Kickoff returns - yds.	3-65	5-144
Int. returns- yds.	3-13-2	3-91
Punts (No. - avg.)	3-45.0	5-41.8
Fumbles - lost	4-3	3-1
Penalties - yds.	2-10	5-44
Possession time	30:47	29:13
Third down conversions	1 of 8	3 of 10
Fourth down conversions	0 of 2	1 of 1
Red zone scores-chances	1 of 3	1 of 3
Sacks by: No. - yds.	2 -9	4-30

Morgan State scored the go-ahead touchdown with 20 seconds left to play, then added an insurance score off a turnover as time expired in a MEAC win over Delaware State at Hughes Stadium. The game featured 10 turnovers, including six interceptions, three defensive touchdowns and a TD on a kickoff return. Delaware State pulled ahead for the first time, 24-21, when freshman Mario Diaz-Aviles kicked a 32-yard field goal with 8:22 left to play. It was the first field goal of his collegiate career, and first for the Hornets this season. After the teams exchanged punts, Morgan State began the game-winning drive at its 15-yard line with 3:24 left to play. Quarterback Delonte Williams connected with Tyrone Hendrix on a 34-yard touchdown with 20 seconds remaining in the game. Hendrix caught the ball inside the five yard line, and broke two tackles before fighting his way into the endzone. Delaware State's final possession ended when Morgan's Sheldon Jacques forced a fumble on a sack of Hornet quarterback Anthony Glaud, and returned the ball two yards into the endzone on the last play of the game. The Hornets trailed 21-7 before Jaashawn Jones scored on a career-best 48-yard run with 12:33 left in the third quarter. Delaware State tied the game when defensive tackle Darrell Brown recovered a fumble in the endzone on the first play of the fourth quarter. DSU scored its first touchdown of the game when defensive back Matt Spicer intercepted a pass from Williams as he was being sacked, and returned it nine yards into the endzone.

DELAWARE STATE

Rushing	No.	Yds.	TD	LG	AVG
Jones	22	114	1	48	5.2

Passing	A-C-I	Yds.	TD	LG
Glaud	24-17-3	216	2	28
Elko	11-8-0	82	1	20

Receiving	No.	Yds.	TD	LG
Tarpley	7	64	0	19
Jackson	5	88	0	28
Wilson	4	56	0	26
Moore	3	38	0	19
Langdon	3	36	0	15
Brewton	2	11	0	6
Williams	1	5	0	5

Punting	No.	Avg.	LG	I20
Elko	3	45.0	54	1

Punt Returns	No.	Yds.	TD	LG
Jackson	2	31	0	19

Kickoff Returns	No.	Yds.	TD	LG
Moore	2	36	0	33
Tarpley	1	29	0	29

Tackles	UA-A	TT	TL-Yds.	SK
Green	7-4	11	1-6	
Harvey	5-6	11		
Tabb	3-5	8		
Caroll	2-5	7	2.0/23	2.0/23

MORGAN STATE

Rushing	No.	Yds.	TD	LG	AVG
Williams	13	69	0	27	5.3
Brown	11	64	0	20	5.8

Passing	A-C-I	Yds.	TD	LG
Williams	18-11-3	167	2	34


Receiving	No.	Yds.	TD	LG
Diggs	3	32	0	17
Hendrix	2	60	1	34

Punting	No.	Avg.	LG	I20
Adams	5	41.8	56	2

Punt Returns	No.	Yds.	TD	LG
Diggs	2	17	0	16

Kickoff Returns	No.	Yds.	TD	LG
Flowers	2	86	1	73
Hendrix	3	58	0	29

Tackles	UA-A	TT	TL-Yds.	SK
Eugene	2-7	9		
Stephens	2-6	8		
Bryan	2-6	8		



Defensive back Matt Spicer (right) returned an interception for a touchdown vs. Morgan State

2010 GAMES TO DATE

GAME 8
SO. CAROLINA STATE 38 DELAWARE STATE 21
ALUMNI STADIUM- DOVER, DEL..
OCT. 30, 2010

Score by quarters

	1	2	3	4	T
SCS	0	14	10	14	38
DSU	7	0	0	14	21

Scoring Summary

1st Qtr.

DSU 11:18 Wilson 22 pass from Glaud (Diaz-Aviles kick) 7-42, 3:42 DSU 7 SCS 0

2nd Qtr.

SCS 05:09 Kerr 50 pass from Long (Erickson kick) 4-62; 1:15 DSU 7 SCS 7

SCS 04:18 Erby 46 INT return (Erickson kick) SCS 14 DSU 7

3rd Qtr.

SCS 13:11 Erickson 39 FG 7-48; 1:42 SCS 17 DSU 7

SCS 05:04 Douglas 15 blocked punt ret. (Erickson kick) SCS 24 DSU 7

4th Qtr.

DSU 14:24 Tarpley 17 pass from Elko (Diaz-Aviles kick) 6-50; 2:32 SCS 24 DSU 14

SCS 12:59 Merrill 23 run (Erickson kick) 5-44; 1:23 SCS 31 DSU 14

DSU 08:11 Rosseau 1 run (Diaz-Aviles kick) 12-91; 4:40 SCS 31 DSU 21

SCS 05:29 Merrill 12 run (Erickson kick) 7-63; 2:36 SCS 38 DSU 21

Team Statistics

	SCS	DSU
First Downs	27	16
Rushes-Yards (net)	40-253	28-43
Passing yards (net)	211	282
Passes (A-C-I)	34-19-1	42-26-2
Total Offense (plays-yards)	74-464	70-325
Fumble Returns-yds.	0-0	0-0
Punt Returns- yds.	3-52-1	1-5
Kickoff returns - yds.	4-75	6-117
Int. returns- yds.	2-46-1	1-3
Punts (No. - avg.)	3-27.0	8-39.8
Fumbles - lost	4-3	0-0
Penalties - yds.	6-47	10-75
Possession time	26:07	33:53
Third down conversions	7 of 13	5 of 15
Fourth down conversions	0 of 0	1 of 1
Red zone scores-chances	1 of 2	2 of 4
Sacks by: No. - yds.	3-24	0-0

South Carolina State scored touchdowns on offense, defense and special teams to hand the Hornets their second straight loss. SC State racked up 464 total yards, including 253 on the ground. Redshirt sophomore Chris Merrill rushed for a career-high 160 yards and two touchdowns in his first start. Delaware State had 325 total yards, including 282 through the air. Quarterback Anthony Glaud connected on 19-of-30 passes for 169 yards. He had one touchdown pass, but was intercepted twice. Linebacker David Erby returned a Glaud interception for a touchdown to give the Bulldogs a second quarter lead. Nick Elko came off the bench to complete 7-of-12 passes for 113 yards and a touchdown for the Hornets. Justin Wilson had nine catches for 131 yards. The Hornets opened the scoring when Glaud connected with Wilson on a 22-yard touchdown pass on the game's opening drive. The seven-play drive began at the SC State 42 after a 53-yard return by Larrone Moore on the opening kickoff of the game. The extra point kick by Mario Diaz-Aviles gave Delaware State a 7-0 lead with 11:18 left in the first quarter. South Carolina State evened the game when Long hit tight end Antoine Kerr for a 50-yard touchdown pass with 5:09 left in the second quarter. On the ensuing Delaware State possession, Erby intercepted a pass by Glaud and raced 46 yards down the sideline for a touchdown to give the Bulldogs a 14-7 lead with 4:18 to go before halftime. The Bulldogs led 24-7 when Delaware State pulled closer on a touchdown early in the fourth quarter on a drive directed by Elko. Travis Tarpley hauled in a 17-yard touchdown pass from Elko in the corner of the end-zone to cut the Bulldog's lead to 24-14 with 14:24 left to play. Delaware State used an impressive drive to pull to within 10 points midway through the fourth quarter. Reserve running back James Rosseau capped off a 12-play, 91-yard drive with a 1-yard touchdown run to cut the Bulldogs' lead to 31-21 with 8:11 left to play.

DELAWARE STATE

Rushing	No.	Yds.	TD	LG	AVG
Jones	9	19	0	5	2.1
Williams	5	14	0	5	2.8
Rosseau	4	8	1	7	2.0

Passing	A-C-I	Yds.	TD	LG
Glaud	30-19-2	169	1	26
Elko	12-7-0	113	1	28

Receiving	No.	Yds.	TD	LG
Wilson	9	131	1	28
Jackson	8	55	0	16
Tarpley	3	34	1	17
Williams	2	9	0	7
Moore	1	9	0	9

Punting	No.	Avg.	LG	I20
Elko	7	45.4	75	2

Punt Returns	No.	Yds.	TD	LG
Spicer	1	5	0	5

Kickoff Returns	No.	Yds.	TD	LG
Moore	1	53	0	53
Tarpley	3	58	0	25

Tackles	UA-A	TT	TL-Yds.	SK
Spicer	6-5	11		
Harvey	5-6	11	2.0/8	
Watson	5-3	8		
Adjei	4-4	8	1.0/2	

SC STATE

Rushing	No.	Yds.	TD	LG	AVG
Merrill	21	160	2	29	7.6
Long	5	43	0	23	8.6

Passing	A-C-I	Yds.	TD	LG
Long	33-18-1	200	1	50

Receiving	No.	Yds.	TD	LG
Williams	4	51	0	17
Elmore	3	30	0	21

Punting	No.	Avg.	LG	I20
Erickson	3	27.0	35	0

Punt Returns	No.	Yds.	TD	LG
Douglas	1	33	0	33

Kickoff Returns	No.	Yds.	TD	LG
Wiley	2	50	0	37

Tackles	UA-A	TT	TL-Yds.	SK
Thompson	5-2	7	1.0/1	
Richard	4-3	7		

Jomah Watson (right) had his first career interception in loss to South Carolina State.



2010 GAMES TO DATE

GAME 9
DELAWARE STATE 29 NC CENTRAL 7
ALUMNI STADIUM- DOVER, DEL..
NOV. 6, 2010

Delaware State's defense had a season-best performance to lead the way over North Carolina Central in the 2010 home finale for the Hornets. DSU allowed season-lows of 134 total yards and 21 rushing yards in the contest. The Hornets also recorded a season-high six sacks, including a career-best 3.5 by sophomore end Olusegun Ayanbiola. Hornet quarterback Anthony Glaud completed 16-of-20 passes for 224 yards and a touchdown. Wide receiver Justin Wilson had eight catches for 129 yards, his second straight 100+-yard game. Sophomore James Rosseau rushed for a career-high 86 yards and two touchdowns in his first start for the Hornets. DSU scored the final 22 points of the game after the teams were tied 7-7 in the first quarter. Delaware State opened the scoring when Glaud capped off a four-play, 61-yard drive with a one-yard touchdown plunge with 10:43 left in the first quarter. Rosseau had two carries for 38 yards during the drive. North Carolina Central tied the game on the ensuing possession. Michael Johnson connected with Geovonie Irvine on a 14-yard touchdown pass with 5:53 left in the opening quarter. The Hornets regained the lead, 13-7, on a one-yard touchdown run by Rosseau with 13:20 left in the second quarter. The six-play, 50-yard drive was highlighted by a 28-yard pass from Glaud to Wilson to the NCCU 16. Delaware State stretched its lead to 16-7 when Diaz-Aviles kicked his second field goal of the season, a 32-yarder, with 28 seconds left in the second quarter. The Hornets opened up a 23-7 lead on a two-yard touchdown pass from Glaud to Darius Jackson with 8:33 left in the third quarter. Glaud completed four-of-four passes for 49 yards, including a 25-yarder to Jackson, during the 10-play drive. Delaware State took advantage of a North Carolina Central turnover deep in its own territory to complete the scoring. Three plays after the Eagles lost a fumble on their four-yard line, Rosseau scored on a one-yard run to give the Hornets a 29-7 lead with 2:21 left in the third quarter.

Score by quarters

	1	2	3	4	T
NCCU	7	0	0	0	7
DSU	7	9	13	0	29

Scoring Summary

1st Qtr.

DSU 10:43 Glaud 1 run (Diaz-Aviles kick)
 4-61, 1:56 DSU 7 NCC 0

NCC 0:53 Irvin 14 pass from Johnson (Cardelle kick)
 7-51; 4:40 DSU 7 NCC 7

2nd Qtr.

DSU 13:20 Rosseau 1 run (kick failed)
 6-50; 2:14 DSU 13 NCC 7

DSU 00:28 Diaz-Aviles 32 FG
 8-76; 2:18 DSU 16 NCC 7

3rd Qtr.

DSU 08:33 Jackson 2 pass from Glaud (Diaz-Aviles kick)
 10-69; 6:17 DSU 23 NCC 7

DSU 02:21 Rosseau 1 run (kick blocked)
 DSU 29 NCC 7

Team Statistics

	NCCU	DSU
First Downs	10	19
Rushes-Yards (net)	34-21	38-172
Passing yards (net)	113	244
Passes (A-C-I)	18-8-1	27-19-0
Total Offense (plays-yards)	52-134	65-416
Fumble Returns-yds.	0-0	2-0
Punt Returns- yds.	0-0	1-29
Kickoff returns - yds.	6-102	3-43
Int. returns- yds.	0-0	1-0
Punts (No. - avg.)	6-33.0	3-29.3
Fumbles - lost	2-2	1-1
Penalties - yds.	8-42	7-48
Possession time	26:46	33:14
Third down conversions	2 of 11	7 of 13
Fourth down conversions	0 of 1	0 of 2
Red zone scores-chances	1 of 1	5 of 7
Sacks by: No. - yds.	0-0	6-39

DELAWARE STATE

Rushing	No.	Yds.	TD	LG	AVG
Rosseau	20	86	2	21	4.3
Jones	6	49	0	40	8.2
Glaud	11	40	1	15	3.6

Passing	A-C-I	Yds.	TD	LG
Glaud	20-16-0	224	1	32
Elko	7-3-0	20	1	9

Receiving	No.	Yds.	TD	LG
Wilson	8	129	0	32
Jackson	4	32	1	25
Dixon	3	30	0	15
Tarpley	2	22	0	22
Langdon	1	22	0	22
Jones	1	9	0	9

Punting	No.	Avg.	LG	I20
Elko	3	29.3	40	2

Punt Returns	No.	Yds.	TD	LG
Tarpley	1	29	0	29

Kickoff Returns	No.	Yds.	TD	LG
Wilson	2	20	0	10
Tarpley	1	23	0	23

Tackles	UA-A	TT	TL-Yds.	SK
Ayanbiola	4-4	8	4.5-28	3.5-25
Ferguson	4-2	6	2.0/8	
Carroll	3-2	5	0.5/1	

NC CENTRAL

Rushing	No.	Yds.	TD	LG	AVG
McCord	8	30	2	12	3.8
Goforth	8	15	0	9	1.9

Passing	A-C-I	Yds.	TD	LG
Johnson	13-6-1	94	1	24

Receiving	No.	Yds.	TD	LG
Corey Harris	2	37	0	23
Irvine	2	27	1	14

Punting	No.	Avg.	LG	I20
Cardelle	4	36.8	57	1

Punt Returns	No.	Yds.	TD	LG
None				

Kickoff Returns	No.	Yds.	TD	LG
McCord	3	39	0	24
Goforth	3	63	0	26

Tackles	UA-A	TT	TL-Yds.	SK
White	2-6	8	0.5/2	
Hillie	5-2	7	1.0/2	

Olusegun Ayanbiola (91) had a career-high 3.5 sacks vs. North Carolina Central



2010 GAMES TO DATE

GAME 10
NORFOLK STATE 31 DELAWARE STATE 21
DICK PRICE STADIUM- NORFOLK, VA..
NOV. 13, 2010

Score by quarters

	1	2	3	4	T
DSU	0	7	0	14	21
NSU	7	14	13	10	31

Scoring Summary

1st Qtr.

NSU 07:39 Branche 11 run (Estep kick)
 6-35; 1:39 NSU 7 DSU 0

2nd Qtr.

NSU 11:38 Branche 15 run (Estep kick)
 13-87; 4:45 NSU 14 DSU 0

DSU 07:50 Wilson 25 pass from Glaud (Diaz-Aviles kick)
 10-68; 3:41 NSU 14 DSU 7

NSU 00:25 Wicker 4 pass from Walley (Estep kick)
 11-55; 3:03 NSU 21 DSU 7

4th Qtr.

NSU 04:54 Estep 22 FG
 11-56; 4:40 NSU 24 DSU 7

DSU 03:00 Williams 3 pass from Glaud (Diaz-Aviles kick)
 5-51; 1:48 NSU 24 DSU 14

NSU 01:54 Branche 40 run (Estep kick)
 3-41; 1:01 DSU 31 DSU 14

DSU 00:37 Wilson 16 pass from Glaud (Diaz-Aviles kick)
 5-75; 1:04 NSU 31 DSU 14

Team Statistics

	DSU	NSU
First Downs	21	27
Rushes-Yards (net)	23-54	310-59
Passing yards (net)	312	149
Passes (A-C-I)	23-42-1	17-26-1
Total Offense (plays-yards)	65-366	85-459
Fumble Returns-yds.	0-0	0-0
Punt Returns- yds.	2-16	1-24
Kickoff returns - yds.	5-45	2-25
Int. returns- yds.	1-8	1-0
Punts (No. - avg.)	5-34.0	4-29.5
Fumbles - lost	2-1	0-0
Penalties - yds.	4-45	6-65
Possession time	26:41	33:19
Third down conversions	8 of 15	12 of 19
Fourth down conversions	0 of 1	1 of 1
Red zone scores-chances	2 of 3	4 of 5
Sacks by: No. - yds.	0-0	3-13

Norfolk State racked up 459 yards, including 310 on the ground, in the win at Dick Price Stadium. Senior DeAngelo Branche rushed for a season-high 212 yards and three touchdowns to lead the Spartan attack. Delaware State quarterback Anthony Glaud completed 20-of-36 passes for season-highs of 289 yards and three touchdowns. Justin Wilson had seven catches for 92 yards and two touchdowns, while Donnell Dixon hauled in six passes for a career-high 97 yards. Norfolk State opened the scoring when Branche capped off a 6-play, 35-yard drive with an 11-yard touchdown run with 7:39 left in the first quarter. The Spartans used a long drive to stretch their lead to 14-0. Branche scored his second touchdown of the game on a 15-yard run to complete a 13-play, 87 yard drive with 11:38 left in the third quarter. The Hornets cut Norfolk State's lead in half when Glaud and Wilson hooked up on a 25-yard scoring strike with 7:50 left in the second quarter. The Spartans opened up a 24-7 lead after a touchdown pass late in the second quarter and a fourth quarter field goal. Glaud connected on fourth quarter scoring passes to Nick Williams (three yards) and Wilson (16 yards) to close out the Delaware State scoring. It marked the second time this season that Wilson had two touchdown catches in a game. He now leads all MEAC receivers in catches (50), receiving yards (720) and touchdown catches (7). Three Delaware State players reached double figures in tackles. Linebacker Brandon Harvey led all players with 12 tackles (9 solo), while defensive back Matt Spiner and lineman Andre Carroll had 10 each. Delaware State Jamal Porcher had his first career interception for DSU.

DELAWARE STATE

Rushing	No.	Yds.	TD	LG	AVG
Jones	8	31	0	16	3.9
Elko	1	8	0	8	8.0

Passing	A-C-I	Yds.	TD	LG
Glaud	36-20-0	289	3	31
Elko	6-3-1	23	0	11

Receiving	No.	Yds.	TD	LG
Wilson	7	92	2	25
Dixon	6	97	0	31
Langdon	4	26	0	9
Jackson	3	65	0	25
Williams	2	16	1	13
Tarpley	1	16	0	16

Punting	No.	Avg.	LG	I20
Elko	5	34.3	43	2

Punt Returns	No.	Yds.	TD	LG
Tarpley	2	16	0	19

Kickoff Returns	No.	Yds.	TD	LG
Williams	2	23	0	13
Tarpley	1	14	0	14

Tackles	UA-A	TT	TL-Yds.	SK
Harvey	9-3	12		
Spicer	6-4	10		
Carroll	5-5	10		

NSU

Rushing	No.	Yds.	TD	LG	AVG
Branche	30	212	3	40	7.1
Cotton	13	72	0	18	5.5

Passing	A-C-I	Yds.	TD	LG
Walley	26-17-1	149	1	21

Receiving	No.	Yds.	TD	LG
Garrett	8	67	0	15
Childress	3	29	0	14

Punting	No.	Avg.	LG	I20
Muenzer	4	29.5	45	2

Punt Returns	No.	Yds.	TD	LG
Wicker	1	24	0	24

Kickoff Returns	No.	Yds.	TD	LG
Fluker-Berry	2	25	0	15

Tackles	UA-A	TT	TL-Yds.	SK
Jennings	5-2	7	2.0/10	1/8
Reynolds	5-2	7		

Anthony Glaud (right) passed for a season-high 289 yard in loss to Norfolk State



DELAWARE STATE UNIVERSITY 2010 FOOTBALL DEPTH CHART
(as of November 16, 2010)

OFFENSE

X 3 – Larrone Moore (Sr., 6-0/185/Hyattsville, Md.)
14 – Justin Brewton (So., 6-4/215/Fairless Hills, Pa.)

LT 78 – Nail Muradymov (r-So., 6-7/300/Burtonsville, Md.)
62 – Tywan Lee (Jr., 6-3/315/Miami, Fla)

LG 76 – Thomas Threadgill (Jr., 6-5/315/Frederick, Md.)
74 – Aaron Boyd (Fr., 6-5/325/Alexandrai, Va.)

C 61 – Marcus Ponder (r-Jr., 6-2/295/Hamilton, N.J.)
63 – Brandon Cunningham (So., 6-2/270/Lumberton, N.J.)

RG 73 – Darryl Hicks (Sr., 6-4/300/Boston, Mass.)
71 – Trevor Sales (Fr., 6-3/285/LaPorte, Ind.)

RT 72 – Keith Newell (So., 6-6/305/Trenton, N.J.)
66 – Danzel Manley (Fr., 6-5/305/Greenbelt, Md.)

TE 81 – Ryan Langdon (So., 6-4/235/Phila., Pa.)
89 – Jahmel Bashir (So., 6-3, 250/Phila., Pa.)

H 1 – Darius Jackson (r-Jr., 5-10/170/Quincy, Fla.)
5 – Travis Tarpley (r-So., 5-7/175/Danville, Fla.)

Z 13 – Donnell Dixon (r-So. 5-10/185/Hampton, Va.)
7 – Justin Wilson (r-So., 6-1/175/Windsor, Conn.)

RB 45 – Jaashawn Jones (r-Jr., 6-1/215/Asbury Park, N.Y.)
34 – James Rosseau (So., 5-7/205/Philadelphia, Pa.)

QB 11 – Anthony Glaud (r-Sr. 6-3/215/Sicklerville, N.J.)
12 – Nick Elko (r-So., 6-2/200/Odenton, Md.)

DEFENSE

LE 52 – Aaron Richardson (So., 6-1/220/Wash., D.C.)

LT 97 – Darrell Brown (Jr., 6-2/280/Darby, Pa.)

RT 99 – Andre Carrol (r-Sr., 6-2/260/Neptune, N.J.)

RE 91 – Olusegun Ayanbiola (So., 6-2/230/Greenbelt, Md.)

SAM 2 – Kevin Green (r-Sr., 6-2/245/N. Chicago, Ill.)
33 – Herman Hinton (r-So., 6-2/210/Phila, Pa.)

MIKE 55 – Brandon Harvey (Jr., 6-1/220/Laurel, Md.)
35 – John Sutton (r-Sr., 6-1/250/Buena, N.J.)

WILL 31 – Quentin Ferguson (r-Jr., 5-11/205/Frederick, Md.)
26 – Marquis Spann (Jr., 6-2/205/Paterson, N.J.)

LCB 36 – Francis Adjei (r-Sr., 6-2/180/Silver Spring, Md.)
43 – Anthony Frye (So., 5-10/175/Landover, Md.)

SS 4 – Calvin Miner (r-So., 5-11/195/Sanford, Fla.)
9 – Matt Spicer (So., 5-11/180/Lanham, Md.)

FS 41 – Tavis Tabb (r-Jr. 6-2/195/Hampton, Va.)
16 – Matt Scott (Sr., 5-10/175/Harrington, Del.)

RCB 22 – Jomah Watson (r-Sr., 6-0/180/Largo, Md.)
24 – Jermond Colston (Fr., 5-11/180/Norfolk, Va.)

SPECIALISTS

PK 42 – Mario Diaz-Aviles (Fr., 5-11/200/Washington, D.C.)
14 – Justin Brewton (So., 6-4/215/Fairless Hills, Pa.)

P 83 – Marco Kano (Fr., 6-6/225/Cottbus, Germany)
12 – Nick Elko (r-So., 6-2/200/Odenton, Md.)

HLD 1 – Darius Jackson (Jr., 5-10/170/Quincy, Fla.)

LS 51 – Greg Cannon (Fr., 5-11/180/Toms River, N.J.)

KR 3 – Larrone Moore (Sr., 6-0/185/Hyattsville, Md.)
15 – Travis Tarpley (r-So., 5-7/ 170/Danville, Va.)
1 – Darius Jackson (Jr., 5-10/ 185/ Quincy, Fla.)
7 – Justin Wilson (r-So., 6-1/175/Windsor, Conn.)

PR 15 – Travis Tarpley (r-So./5-7/175/Danville, Va.)
7 – Justin Wilson (r-So., 6-1/175/Windsor, Conn.)

PRONUNCIATION GUIDE

Ernest Adjei	Ah-jay	Jaashawn Jones	Juh-shawn
Josh Alaeze	Ah-lee-zee	Tywan Lee	Ty-wahn
Olusegun Ayanbiola	Oo-loo-she-gun l-yan-bee-oo-lah	Al Lavan	LUH-van
Frantz Altidor	France Al-tuh-door	Larrone Moore	Luh-Rahn
George Bansah	Ban-suh	Nail Muradymov	Muh-rah-dih-mahv
Jahmel Bashir	Juh-mel Buh-sheer	James Rosseau	Roo-sow
Kahlil Battle	Kah-lil	Marquese Sanders	Mar-keese
Joseph "Bo" Ceravolo	Sare-ah-vo-lo	Marquis Spann	Mar-kis
Mario Diaz-Aviles	Mar-ee-oo Dee-az- Ah-vee-les	Terrell Talbert	Tuh-rell
Quintin Fortes	Forts	Jomah Watson	JO-mah
Anthony Glaud	Glawd (rhymes with applaud)		
Jadira Green	Juh-dye-ruh		

2010 DELAWARE STATE UNIVERSITY FOOTBALL ROSTER

Numerical							
NO	NAME	POS	HT	WT	CL	HOMETOWN/PREVIOUS SCHOOL	
1	Darius Jackson	WR	5-10	170	JR	Quincy, Fla. / East Gadsen HS	
2	Kevin Green	LB	6-2	245	r-SR	North Chicago, Ill. / Purdue	
3	Larrone Moore	WR	6-0	185	SR	Hyattsville, Md. / Northwestern HS	
4	Calvin Miner	DB	5-11	195	r-SO	Sanford, Fla. / Lake Mary HS	
5	Travis Tarpley	WR	5-7	175	r-SO	Danville, Va. / Geo. Washington HS	
7	Justin Wilson	WR	6-1	175	r-SO	Windsor, Conn. / Windsor HS	
9	Matt Spicer	DB	5-11	180	SO	Lanham, Md./ Eleanor Roosevelt HS	
11	Anthony Glaud	QB	6-3	210	r-SR	Sicklerville, N.J. / Bowling Green Univ.	
12	Nick Elko	QB	6-2	205	r-SO	Odenton, Md. / Arundel HS	
13	Donnell Dixon	WR	5-10	185	r-SO	Hampton, Va. / Phoebus HS	
14	Justin Brewton	TE	6-4	215	SO	Fairless Hills, Pa./ Pennsbury HS	
15	Joseph "Bo" Ceravolo	WR	6-1	190	FR	Venice, Fla./ Venice HS	
16	Matt Scott	DB	5-10	175	SR	Harrington, Del. / Lake Forest HS	
17	Micah Brown	QB	6-2	220	SR	Quincy, Fla. / East Gadsen HS	
18	Terrell Talbert	DB	5-11	195	SR	Fort Washington, Md. / Friendly HS	
19	Chris Johnson	DB	6-2	215	r-JR	Paterson, N.J. / Boston College	
21	Joe Boyd	DB	6-0	180	FR	Ft. Washington, Md./ Friendly HS	
22	Jomah Watson	DB	6-0	180	r-SR	Largo, Md./Largo HS	
24	Jermond Colston	DB	5-11	180	FR	Norfolk, Va./ Booker T. Washington HS	
25	Alex Perry	DB	5-11	220	FR	Jacksonville, Fla./First Coast HS	
26	Marquis Spann	LB	6-2	205	JR	Paterson, N.J. / John F. Kennedy HS	
27	Nick Williams	RB	5-9	165	SO	San Diego, Calif./Monte Vista HS	
28	Tahree McQueen	RB	5-10	200	r-JR	Paterson, N.J./Cincinnati/Eastside HS	
30	Rueben Hale	DB	5-8	165	SO	Norfolk, Va. / Maury HS	
31	Quentin Ferguson	DB	5-11	205	r-JR	Frederick, Md. / Frederick HS	
32	Dominic Shepard	LB	6-1	210	FR	Hyattsville, Md./ Eleanor Roosevelt HS	
33	Herman Hinton	LB	6-2	210	r-SO	Philadelphia, Pa. / West Catholic HS	
34	James Rosseau	RB	5-7	205	SO	Philadelphia, Pa./Northeast HS	
35	John Sutton	LB	6-1	250	r-SR	Buena, N.J./Buena HS	
36	Francis Adjei	DB	6-2	180	r-SR	Silver Spring, Md./Springbrook HS	
37	Jamal Porcher	DB	5-10	175	FR	Miami, Fla./Killian HS	
39	Shawn Billups	DB	5-9	150	FR	Brooklyn, N.Y./Boys & Girls HS	
41	Tavis Tabb	DB	6-2	195	r-JR	Hampton, Va. / Norcum HS	
42	Mario Daiz-Aviles	PK	5-11	200	FR	Washington, D.C./Wilson HS	
43	Anthony Frye	DB	5-10	175	SO	Landover, Md./Thomas Stone HS	
44	Davon Moore	DB	5-11	185	FR	Mt. Vernon, N.Y./Mt. Vernon HS	
45	Jaashawn Jones	RB	6-1	220	r-JR	Asbury Park, N.J. / Asbury Park HS	
46	Frantz Altidor	RB	5-9	180	JR	Milford, Del./Milford HS	
47	Troye Cornwall	DB	6-0	195	FR	Mt. Vernon, N.Y./Mt. Vernon HS	
49	Lamar Shaw	RB	5-8	225	FR	Mt. Vernon, N.Y./Mt. Vernon HS	
50	Byron Lewis	DL	6-2	250	FR	Virginia Beach, Va./Tallwood HS	

51	Greg Cannon	LS	5-11	180	FR	Toms River, N.J./Toms River East
52	Aaron Richardson	LB	6-1	220	SO	Washington D.C. / St. John's HS
53	Ernest Adjei	LB	6-0	220	SO	Woodbridge, Va./Gar-field HS
54	Thomas Best	LB	5-11	190	SO	Washington, D.C./Seneca Valley HS
55	Brandon Harvey	LB	6-1	220	JR	Laurel, Md./Hudson Valley CC/Laurel HS
57	Jonathan Mills	OL	6-3	290	FR	Ft. Lauderdale, Fla./St. Thomas Aquinas
58	Quintin Fortes	DE	6-3	235	SO	Reston, Va./South Lakes HS
59	Marquese Sanders	LB	6-1	215	SO	Philadelphia, Pa./West Catholic HS
61	Marcus Ponder	OL	6-2	295	r-JR	Hamilton, N.J. / Hamilton West HS
62	Tywan Lee	OL	6-3	315	JR	Miami, Fla./Deane JC/Northwestern HS
63	Brandon Cunningham	OL	6-2	290	FR	Lumberton, N.J./Rancocas Valley HS
65	Jadira Green	DT	6-4	300	FR	Washington, D.C./Oxon Hill HS
66	Danzel Manley	OL	6-5	305	FR	Greenbelt, Md./Eleanor Roosevelt HS
70	Brandon Purnsley	OL	6-3	295	SR	Wilmington, Del. / Howard HS
71	Trevor Sales	OL	6-3	285	FR	La Porte, Ind./ La Porte HS
72	Keith Newell	OL	6-6	305	SO	Trenton, N.J./Rutgers
73	Darryl Hicks	OT	6-4	310	SR	Boston, Mass. / Hudson Valley CC
74	Aaron Boyd	OT	6-5	325	FR	Alexandria, Va./Fork Union Military Acad.
76	Thomas Threadgill	OL	6-5	315	JR	Frederick, Md. / Frederick HS
78	Nail Muradymov	OL	6-7	310	r-SO	Burtonsville, Md. / Paint Branch HS
80	Sam Jenifer	WR	6-1	175	SO	Clayton, Del/Polytech HS
81	Ryan Langdon	TE	6-4	240	SO	Philadelphia, Pa./ Father Judge HS
83	Marco Kano	P	6-6	225	FR	Cottbus, Germany
84	Ronnie Bullock	WR	5-10	170	FR	Dover, Del./Caesar Rodney HS
85	Nick Brackett	TE	6-4	225	FR	Lawrenceville, N.J./Lawrence HS
86	Mike Rendle	WR	6-1	190	FR	Wilmington, Del./St. Elizabeth HS
88	Akeem Cobb	WR	5-10	175	FR	Newark, N.J./Central HS
89	Jahmel Bashir	TE	6-3	250	SO	Philadelphia, Pa./So. Phila. HS
91	Olusegun Ayanbiola	DE	6-2	230	SO	Greenbelt, Md. / Eleanor Roosevelt HS
92	Kahlil Battle	DL	6-2	210	SO	Maplewood, Minn./Johnson Sr. HS
93	George Bansah	DL	6-1	275	r-FR	Woodbridge, Va. / Potomac HS
97	Darrell Brown	DL	6-2	280	JR	Darby, Pa./Hudson Valley CC/Wm. Penn HS
98	Terron Stowe	DL	6-3	260	SR	Brooklyn, N.Y./Technical Career Institutes
99	Andre Caroll	DL	6-2	285	r-SR	Neptune, N.J. / Neptune HS

2010 DELAWARE STATE UNIVERSITY FOOTBALL ROSTER

Alphabetical

NO	NAME	POS	HT	WT	CL	HOMETOWN/PREVIOUS SCHOOL
53	Ernest Adjei	LB	6-0	220	SO	Woodbridge, Va./Gar-field HS
36	Francis Adjei	DB	6-2	180	r-SR	Silver Spring, Md./Springbrook HS
91	Olusegun Ayanbiola	DE	6-2	230	SO	Greenbelt, Md. / Eleanor Roosevelt HS
46	Frantz Altidor	RB	5-9	180	JR	Milford, Del./Milford HS
93	George Bansah	DL	6-1	275	r-FR	Woodbridge, Va. / Potomac HS
89	Jahmel Bashir	TE	6-3	250	SO	Philadelphia, Pa./So. Phila. HS
92	Kahlil Battle	DL	6-2	210	SO	Maplewood, Minn./Johnson Sr. HS
54	Thomas Best	LB	5-11	190	SO	Washington, D.C./Seneca Valley HS
39	Shawn Billups	DB	5-9	150	FR	Brooklyn, N.Y./Boys & Girls HS
85	Nick Brackett	TE	6-4	225	FR	Lawrenceville, N.J./Lawrence HS
14	Justin Brewton	TE	6-4	215	SO	Fairless Hills, Pa./ Pennsbury HS
97	Darrell Brown	DL	6-2	280	JR	Darby, Pa./Hudson Valley CC/Wm. Penn HS
17	Micah Brown	QB	6-2	220	SR	Quincy, Fla. / East Gadsen HS
74	Aaron Boyd	OT	6-5	325	FR	Alexandria, Va./Fork Union Military Acad.
21	Joe Boyd	DB	6-0	180	FR	Ft. Washington, Md./ Friendly HS
84	Ronnie Bullock	WR	5-10	170	FR	Dover, Del./Caesar Rodney HS
51	Greg Cannon	LS	5-11	180	FR	Toms River, N.J./Toms River East
99	Andre Caroll	DL	6-2	285	r-SR	Neptune, N.J. / Neptune HS
15	Joseph "Bo" Ceravolo	WR	6-1	190	FR	Venice, Fla./ Venice HS
88	Akeem Cobb	WR	5-10	175	FR	Newark, N.J./Central HS
24	Jermond Colston	DB	5-11	180	FR	Norfolk, Va./ Booker T. Washington HS
47	Troye Cornwall	DB	6-0	195	FR	Mt. Vernon, N.Y./Mt. Vernon HS
63	Brandon Cunningham	OL	6-2	290	FR	Lumberton, N.J./Rancocas Valley HS
13	Donnell Dixon	WR	5-10	185	r-SO	Hampton, Va. / Phoebus HS
42	Mario Diaz-Aviles	PK	5-11	200	FR	Washington, D.C./Wilson HS
12	Nick Elko	QB	6-2	205	r-SO	Odenton, Md. / Arundel HS
31	Quentin Ferguson	DB	5-11	205	r-JR	Frederick, Md. / Frederick HS
58	Quintin Fortes	DE	6-3	235	SO	Reston, Va./South Lakes HS
43	Anthony Frye	DB	5-10	175	SO	Landover, Md./Thomas Stone HS
11	Anthony Glaud	QB	6-3	210	r-SR	Sicklerville, N.J. / Bowling Green Univ.
65	Jadira Green	DT	6-4	300	FR	Washington, D.C./Oxon Hill HS
2	Kevin Green	LB	6-2	245	r-SR	North Chicago, Ill. / Purdue
30	Rueben Hale	DB	5-8	165	SO	Norfolk, Va. / Maury HS
55	Brandon Harvey	LB	6-1	220	JR	Laurel, Md./Hudson Valley CC/Laurel HS
73	Darryl Hicks	OT	6-4	310	SR	Boston, Mass. / Hudson Valley CC
33	Herman Hinton	LB	6-2	210	r-SO	Philadelphia, Pa. / West Catholic HS
1	Darius Jackson	WR	5-10	170	JR	Quincy, Fla. / East Gadsen HS
80	Sam Jenifer	WR	6-1	175	SO	Clayton, Del/Polytech HS
19	Chris Johnson	DB	6-2	215	r-JR	Paterson, N.J. / Boston College
45	Jaashawn Jones	RB	6-1	220	r-JR	Asbury Park, N.J. / Asbury Park HS
83	Marco Kano	P	6-6	225	FR	Cottbus, Germany
81	Ryan Langdon	TE	6-4	240	SO	Philadelphia, Pa./ Father Judge HS
62	Tywan Lee	OL	6-3	315	JR	Miami, Fla./Deane JC/Northwestern HS
50	Byron Lewis	DL	6-2	250	FR	Virginia Beach, Va./Tallwood HS

78	Nail Muradymov	OL	6-7	310	r-SO	Burtonsville, Md. / Paint Branch HS
72	Keith Newell	OL	6-6	305	SO	Trenton, N.J./Rutgers
25	Alex Perry	DB	5-11	220	FR	Jacksonville, Fla./First Coast HS
61	Marcus Ponder	OL	6-2	295	r-JR	Hamilton, N.J. / Hamilton West HS
37	Jamal Porcher	DB	5-10	175	FR	Miami, Fla./Killian HS
70	Brandon Purnsley	OL	6-3	295	SR	Wilmington, Del. / Howard HS
86	Mike Rendle	WR	6-1	190	FR	Wilmington, Del./St. Elizabeth HS
52	Aaron Richardson	LB	6-1	220	SO	Washington D.C. / St. John's HS
34	James Rosseau	RB	5-7	205	SO	Philadelphia, Pa./Northeast HS
71	Trevor Sales	OL	6-3	285	FR	La Porte, Ind./ La Porte HS
59	Marquese Sanders	LB	6-1	215	SO	Philadelphia, Pa./West Catholic HS
16	Matt Scott	DB	5-10	175	SR	Harrington, Del. / Lake Forest HS
49	Lamar Shaw	RB	5-8	225	FR	Mt. Vernon, N.Y./Mt. Vernon HS
32	Dominic Shepard	LB	6-1	210	FR	Hyattsville, Md./ Eleanor Roosevelt HS
26	Marquis Spann	LB	6-2	205	JR	Paterson, N.J. / John F. Kennedy HS
9	Matt Spicer	DB	5-11	180	SO	Lanham, Md./ Eleanor Roosevelt HS
98	Terron Stowe	DL	6-3	260	SR	Brooklyn, N.Y./Technical Career Institutes
35	John Sutton	LB	6-1	250	r-SR	Buena, N.J./Buena HS
41	Tavis Tabb	DB	6-2	195	r-JR	Hampton, Va. / Norcum HS
18	Terrell Talbert	DB	5-11	195	SR	Fort Washington, Md. / Friendly HS
5	Travis Tarpley	WR	5-7	175	r-SO	Danville, Va. / Geo. Washington HS
76	Thomas Threadgill	DL	6-5	315	JR	Frederick, Md. / Frederick HS
22	Jomah Watson	DB	6-0	180	r-SR	Largo, Md./Largo HS
27	Charednick Williams	RB	5-9	165	SO	San Diego, Calif./Monte Vista HS
7	Justin Wilson	WR	6-1	175	r-SO	Windsor, Conn. / Windsor HS

2010 Delaware State Hornets Football
 Delaware State Combined Team Statistics (as of Nov 14, 2010)
 All games

RECORD:	OVERALL	HOME	AWAY	NEUTRAL
ALL GAMES.....	(2-8-0)	(2-3-0)	(0-4-0)	(0-1-0)
CONFERENCE.....	(1-6-0)	(1-3-0)	(0-3-0)	(0-0-0)
NON-CONFERENCE.....	(1-2-0)	(1-0-0)	(0-1-0)	(0-1-0)

DATE	OPPONENT	W/L	SCORE	ATTEND
Sep 05, 2010	vs Southern	L	27-37	16367
*Sep 11, 2010	FAMU	L	14-17	3867
Sep 25, 2010	at Coastal Carolina	L	14-34	9218
*Sep 30, 2010	HAMPTON	L	14-20	2990
*Oct 09, 2010	at Bethune-Cookman	L	24-47	10151
*Oct 16, 2010	NCAT	W	31-26	4131
*Oct 23, 2010	at Morgan State	L	24-34	14312
*Oct 30, 2010	#17 SCSU	L	21-38	2130
Nov 06, 2010	NO CAROLINA CENTRAL	W	29-7	1622
*Nov 13, 2010	at Norfolk State	L	21-31	6181

RUSHING	GP	Att	Gain	Loss	Net	Avg	TD	Long	Avg/G
JONES, Jaashawn	10	155	751	49	702	4.5	3	48	70.2
ROSSEAU, James	8	45	153	4	149	3.3	3	21	18.6
WILLIAMS, Nick	5	18	88	2	86	4.8	1	25	17.2
GLAUD, Anthony	10	89	237	165	72	0.8	2	18	7.2
ELKO, Nick	9	6	28	0	28	4.7	0	10	3.1
JACKSON, Darius	10	3	7	0	7	2.3	0	7	0.7
MOORE, Larrone	9	2	5	0	5	2.5	0	4	0.6
CERAVOLO, Bo	3	1	1	0	1	1.0	0	1	0.3
KANO, Marco	5	2	0	14	-14	-7.0	0	0	-2.8
TEAM	7	4	0	30	-30	-7.5	0	0	-4.3
Total.....	10	325	1270	264	1006	3.1	9	48	100.6
Opponents.....	10	433	2255	287	1968	4.5	18	57	196.8

PASSING	GP	Effic	Cmp-Att-Int	Pct	Yds	TD	Lng	Avg/G
GLAUD, Anthony	10	122.08	150-265-8	56.6	1824	11	85	182.4
ELKO, Nick	9	156.01	35-59-2	59.3	491	6	60	54.6
JACKSON, Darius	10	623.20	1-1-0	100.0	23	1	23	2.3
Total.....	10	129.78	186-325-10	57.2	2338	18	85	233.8
Opponents.....	10	130.47	143-252-8	56.7	1813	15	50	181.3

RECEIVING	GP	No.	Yds	Avg	TD	Long	Avg/G
WILSON, Justin	10	50	720	14.4	7	38	72.0
JACKSON, Darius	10	38	405	10.7	3	47	40.5
MOORE, Larrone	9	24	450	18.8	4	85	50.0
DIXON, Donnell	10	21	247	11.8	2	31	24.7
TARPLEY, Travis	10	21	206	9.8	1	22	20.6
LANGDON, Ryan	10	9	100	11.1	0	22	10.0
WILLIAMS, Nick	5	9	43	4.8	1	13	8.6
BASHIR, Jahmel	8	6	72	12.0	0	33	9.0
BREWTON, Justin	9	4	38	9.5	0	22	4.2
ROSSEAU, James	8	2	22	11.0	0	13	2.8
SUTTON, John	10	1	26	26.0	0	26	2.6
JONES, Jaashawn	10	1	9	9.0	0	9	0.9
Total.....	10	186	2338	12.6	18	85	233.8
Opponents.....	10	143	1813	12.7	15	50	181.3

FIELD GOALS	FGM-FGA	Pct	01-19	20-29	30-39	40-49	50-99	Lg	Blk
DIAZ-AVILES, M.	2-5	40.0	0-1	0-0	2-4	0-0	0-0	32	1

SCORING	TD	FGs	Kick	PATs				DXP	Saf	Points
				Rush	Rcv	Pass	Blk			
WILSON, Justin	7	0-0	0-0	0-0	0	0-0	0	0	42	
MOORE, Larrone	5	0-0	0-0	0-2	0	0-0	0	0	30	
DIAZ-AVILES, Mario	0	2-5	17-21	0-0	0	0-0	0	0	23	
ROSSEAU, James	3	0-0	0-0	1-1	0	0-0	0	0	20	
JONES, Jaashawn	3	0-0	0-0	0-1	0	0-0	0	0	18	
JACKSON, Darius	3	0-0	0-0	0-0	0	0-0	0	0	18	
DIXON, Donnell	2	0-0	0-0	0-0	1	0-0	0	0	14	
GLAUD, Anthony	2	0-0	0-0	1-1	0	1-2	0	0	14	
WILLIAMS, Nick	2	0-0	0-0	0-0	0	0-0	0	0	12	
SPICER, Matt	1	0-0	0-0	0-0	0	0-0	0	0	6	
TARPLEY, Travis	1	0-0	0-0	0-0	0	0-0	0	0	6	
BROWN, Darrell	1	0-0	0-0	0-0	0	0-0	0	0	6	
AYANBIOLA, Olusegun	1	0-0	0-0	0-0	0	0-0	0	0	6	
ELKO, Nick	0	0-0	0-0	1-2	0	0-0	0	0	2	
WATSON, Jomah	0	0-0	0-0	0-0	0	0-0	1	0	2	
KANO, Marco	0	0-0	0-1	0-0	0	0-0	0	0	0	
Total.....	31	2-5	17-22	3-7	1	1-2	1	0	219	
Opponents.....	40	5-12	30-35	0-1	2	2-2	1	0	291	

SCORE BY QUARTERS	1st	2nd	3rd	4th	Total
Delaware State.....	29	47	49	94	- 219
Opponents.....	57	104	36	94	- 291

TEAM STATISTICS	DSU	OPP
FIRST DOWNS.....	185	207
Rushing.....	57	109
Passing.....	109	86
Penalty.....	19	12
RUSHING YARDAGE.....	1006	1968
Rushing Attempts.....	325	433
Average Per Rush.....	3.1	4.5
Average Per Game.....	100.6	196.8
TDs Rushing.....	9	18
PASSING YARDAGE.....	2338	1813
Comp-Att-Int.....	186-325-10	143-252-8
Average Per Pass.....	7.2	7.2
Average Per Catch.....	12.6	12.7
Average Per Game.....	233.8	181.3
TDs Passing.....	18	15
TOTAL OFFENSE.....	3344	3781
Average Per Play.....	5.1	5.5
Average Per Game.....	334.4	378.1
KICK RETURNS: #-Yards....	45-983	36-634
PUNT RETURNS: #-Yards....	16-140	19-219
INT RETURNS: #-Yards....	8-24	10-211
FUMBLES-LOST.....	16-9	21-14
PENALTIES-Yards.....	64-477	89-729
PUNTS-AVG.....	55-36.5	46-37.5
TIME OF POSSESSION/Game..	29:57	30:03
3RD-DOWN Conversions.....	48/134	63/138
4TH-DOWN Conversions.....	7/23	7/11

INTERCEPTIONS	No.	Yds	Avg	TD	Long
WATSON, Jomah	2	3	1.5	0	3
SPICER, Matt	2	9	4.5	1	9
BROWN, Darrell	1	0	0.0	1	0
CAROLL, Andre	1	4	4.0	0	4
ADJEI, Francis	1	0	0.0	0	0
PORCHER, Jamal	1	8	8.0	0	8
Total.....	8	24	3.0	2	9
Opponents.....	10	211	21.1	2	61

PUNTING	No.	Yds	Avg	Long	TB	FC	I20	Blkd
KANO, Marco	30	1161	38.7	70	4	3	9	1
ELKO, Nick	23	848	36.9	75	2	1	10	1
TEAM	2	0	0.0	0	0	0	0	0
Total.....	55	2009	36.5	75	6	4	19	2
Opponents.....	46	1725	37.5	60	2	3	11	0

PUNT RETURNS	No.	Yds	Avg	TD	Long
TARPLEY, Travis	7	67	9.6	0	29
JACKSON, Darius	7	54	7.7	0	19
SPICER, Matt	1	5	5.0	0	5
JONES, Jaashawn	1	14	14.0	0	14
Total.....	16	140	8.8	0	29
Opponents.....	19	219	11.5	2	64

KICK RETURNS	No.	Yds	Avg	TD	Long
TARPLEY, Travis	19	444	23.4	0	78
MOORE, Larrone	13	420	32.3	1	90
WILSON, Justin	4	62	15.5	0	24
BREWTON, Justin	3	21	7.0	0	13
GREEN, Kevin	2	6	3.0	0	6
ADJEI, Ernest	2	7	3.5	0	7
WILLIAMS, Nick	2	23	11.5	0	13
Total.....	45	983	21.8	1	90
Opponents.....	36	634	17.6	1	73

ALL PURPOSE	G	Rush	Rec	PR	KOR	IR	Tot	Avg/G
MOORE, Larrone	9	5	450	0	420	0	875	97.2
WILSON, Justin	10	0	720	0	62	0	782	78.2
JONES, Jaashawn	10	702	9	14	0	0	725	72.5
TARPLEY, Travis	10	0	206	67	444	0	717	71.7
JACKSON, Darius	10	7	405	54	0	0	466	46.6
Total.....	10	1006	2338	140	983	24	4491	449.1
Opponents.....	10	1968	1813	219	634	211	4845	484.5

TOTAL OFFENSE	G	Plays	Rush	Pass	Total	Avg/G
GLAUD, Anthony	10	354	72	1824	1896	189.6
JONES, Jaashawn	10	155	702	0	702	70.2
ELKO, Nick	9	65	28	491	519	57.7
ROSSEAU, James	8	45	149	0	149	18.6

2010 Delaware State Hornets Football
 Delaware State Overall Defensive Statistics (as of Nov 14, 2010)
 All games

DEFENSIVE LEADERS	-----Tackles-----				-Sacks-		---Pass Def---			-Fumbles-		Blkd	
	GP	Solo	Ast	Total	TFL/Yds	No-Yds	Int-Yds	BrUp	QBH	Rev-Yds	FF	Kick	Saf
99 CAROLL,Andre	10	43	45	88	13.5-63	4.0-45	1-4	.	5	2-0	2	.	.
55 HARVEY,Brandon	10	39	34	73	5.0-15	1.0-4	.	2	1	3-32	1	.	.
2 GREEN,Kevin	10	35	33	68	6.5-22	1.0-5	.	1	2	1-0	1	.	.
31 FERGUSON,Quentin	10	27	27	54	7.5-21	1-0	1	.	.
9 SPICER,Matt	10	24	25	49	3.5-7	.	2-9	4	.	.	.	1	.
36 ADJEI,Francis	10	24	20	44	1.0-2	.	1-0	10
22 WATSON,Jomah	10	27	15	42	2.0-5	.	2-3	3
91 AYANBIOLA,Olusegun	10	16	20	36	10.0-59	5.0-39	.	.	1	1-22	1	.	.
4 MINER,Calvin	10	16	14	30	2.0-8	.	.	2
35 SUTTON,John	10	6	21	27	0.5-1	1-0	.	.	.
41 TABB,Tavis	9	12	15	27	1.0-4	.	.	2
97 BROWN,Darrell	9	2	23	25	3.0-7	1.0-2	1-0	.	1	1-7	1	.	.
52 RICHARDSON,Aaron	10	11	11	22	2.5-15	1.5-14	.	1	1	1-0	.	.	.
33 HINTON,Herman	9	11	8	19	1.5-6
16 SCOTT,Matt	9	8	8	16	.	.	.	1
58 FORTES,Quintin	8	7	9	16	1.5-6	1.5-6	.	.	.	1-0	1	.	.
93 BANSAH,George	6	4	12	16	1.0-1	.	.	1
25 PERRY,Alex	5	7	7	14
5 TARPLEY,Travis	10	9	2	11
53 ADJEI,Ernest	8	5	6	11
37 PORCHER,Jamal	5	4	6	10	.	.	1-8
26 SPANN,Marquis	5	1	6	7
17 BROWN,Micah	6	2	4	6
7 WILSON,Justin	10	5	.	5
19 JOHNSON,Chris	6	2	3	5	1.0-6
14 BREWTON,Justin	9	1	3	4
TM TEAM	7	4	.	4	2.0-3	1-0	2	.	.
21 BOYD,Joe	6	1	3	4	1.0-6	1.0-6
51 CANNON,Greg	3	1	2	3
50 LEWIS,Byron	2	1	2	3
24 COLSTON,Jermond	4	.	3	3
43 FRYE,Anthony	5	2	.	2
81 LANGDON,Ryan	10	1	1	2
78 MURADYMOV,Nail	9	.	1	1	3	.
45 JONES,Jaashawn	10	1	.	1
3 MOORE,Larrone	9	1	.	1
44 MOORE,Davon	1	.	1	1
98 STOWE,Terron	1	.	1	1
76 THREADGILL,Thomas	10	1	.	1
30 HALE,Rueben	3	.	1	1
13 DIXON,Donnell	10	1	.	1	1	.
39 BILLUPS,Shawn	2	2	.
Total.....	10	362	392	754	66-257	15-105	8-24	27	11	13-61	10	7	.
Opponents.....	10	341	356	697	67-246	26-154	10-211	38	24	9-34	12	6	.

2010 Delaware State Hornets Football
 Delaware State Team Game-by-Game (as of Nov 14, 2010)

TEAM STATISTICS

Date	Opponent	---RUSHING---				---RECEIVING---				-----PASSING-----				---KICK RET--				---PUNT RET--				tot off		
		No.	Yds	TD	Lg	No.	Yds	TD	Lg	Cmp	Att	Int	Yds	TD	Lg	No	Yds	TD	Lg	No	Yds		TD	Lg
Sep 05, 2010	vs Southern	31	77	0	24	9	243	3	85	9	21	2	243	3	85	6	175	1	90	3	22	0	10	320
Sep 11, 2010	FAMU	39	152	1	18	14	192	1	39	14	31	1	192	1	39	4	126	0	54	3	13	0	9	344
Sep 25, 2010	at Coastal Carolina	36	57	1	11	22	153	1	22	22	25	0	153	1	22	4	83	0	24	1	14	0	14	210
Sep 30, 2010	HAMPTON	34	80	0	23	19	183	2	23	19	50	0	183	2	23	4	132	0	78	1	1	0	0	263
Oct 09, 2010	at Bethune-Cookman	28	124	1	34	17	236	2	60	17	31	0	236	2	60	8	164	0	36	1	1	0	1	360
Oct 16, 2010	NCAT	36	156	1	23	12	195	3	32	12	21	1	195	3	32	3	43	0	20	0	0	0	0	351
Oct 23, 2010	at Morgan State	32	91	1	48	25	298	0	28	25	35	3	298	0	28	3	65	0	33	3	39	0	19	389
Oct 30, 2010	SCSU	28	43	1	10	26	282	2	28	26	42	2	282	2	28	6	117	0	53	1	5	0	5	325
Nov 06, 2010	NO CAROLINA CENTRAL	38	172	3	40	19	244	1	32	19	27	0	244	1	32	2	33	0	23	1	29	0	29	416
Nov 13, 2010	at Norfolk State	23	54	0	16	23	312	3	31	23	42	1	312	3	31	5	45	0	14	2	16	0	19	366
Totals		325	1006	9	48	186	2338	18	85	186	325	10	2338	18	85	45	983	1	90	16	140	0	29	3344
Opponent		433	1968	18	57	143	1813	15	50	143	252	8	1813	15	50	36	634	1	73	19	219	2	64	3781

Games played: 10
 Avg per rush: 3.1
 Avg per catch: 12.6
 Pass efficiency: 129.78
 Kick ret avg: 21.8
 Punt ret avg: 8.8
 All purpose avg/game: 449.1
 Total offense avg/gm: 334.4

Date	Opponent	-----TACKLES-----			-SACKS-		-FUMBLE-		Pass Blkd				-Kicks--XPTS-				Pts
		Solo	Ast	Total	TFL-Yds	No-Yds	FF	FR-Yds	Int-Yds	QBH	Brk	Kick	Att-Mad	Run	Rcv	Saf	
Sep 05, 2010	vs Southern	29	62	91	5.0-12	0.0-0	1	1-0	0-0	2	5	0	2-1	1	0	0	27
Sep 11, 2010	FAMU	22	32	54	4.0-28	2.0-20	0	1-0	0-0	0	5	0	0-0	1	0	0	14
Sep 25, 2010	at Coastal Carolina	32	22	54	5.0-14	1.0-5	0	0-0	2-0	0	0	0	0-0	0	1	0	14
Sep 30, 2010	HAMPTON	34	36	70	5.0-10	0.0-0	3	2-7	0-0	1	3	2	2-2	0	0	0	14
Oct 09, 2010	at Bethune-Cookman	46	50	96	6.0-15	2.0-7	0	0-0	0-0	1	2	2	2-2	1	0	0	24
Oct 16, 2010	NCAT	40	46	86	10.0-47	2.0-25	1	3-22	0-0	3	3	0	3-1	0	0	0	31
Oct 23, 2010	at Morgan State	38	32	70	7.0-36	2.0-25	1	1-32	3-13	2	2	0	3-3	0	0	0	24
Oct 30, 2010	SCSU	41	38	79	7.0-16	0.0-0	3	3-0	1-3	0	3	0	3-3	0	0	0	21
Nov 06, 2010	NO CAROLINA CENTRAL	29	36	65	13.0-59	6.0-39	1	2-0	1-0	2	3	1	4-2	0	0	0	29
Nov 13, 2010	at Norfolk State	51	38	89	4.0-20	0.0-0	0	0-0	1-8	0	1	2	3-3	0	0	0	21
Totals		362	392	754	66.0-257	16.0-121	10	13-61	8-24	11	27	7	22-17	3	1	0	219
Opponent		341	356	697	67.0-246	26.0-154	12	9-34	10-211	24	38	6	35-30	0	2	0	291

Date	Opponent	-----PUNTING-----							--FIELD GOALS--			-----KICKOFFS-----						
		No	Yds	Avg	Long	Blkd	TB	FC	50+	I20	Att-Made	Lg	Blkd	No	Yds	Avg	TB	OB
Sep 05, 2010	vs Southern	6	190	31.7	39	0	1	1	0	0	0-0	0	0	5	283	56.6	0	0
Sep 11, 2010	FAMU	5	138	27.6	44	0	0	0	0	1	0-0	0	0	3	74	24.7	0	0
Sep 25, 2010	at Coastal Carolina	6	238	39.7	47	0	0	1	0	1	1-0	0	1	1	57	57.0	0	0
Sep 30, 2010	HAMPTON	8	307	38.4	70	1	2	0	2	3	0-0	0	0	2	93	46.5	0	0
Oct 09, 2010	at Bethune-Cookman	6	288	48.0	70	0	1	1	2	4	0-0	0	0	4	207	51.8	0	0
Oct 16, 2010	NCAT	5	137	27.4	39	0	0	0	0	3	1-0	0	0	6	305	50.8	0	0
Oct 23, 2010	at Morgan State	3	135	45.0	54	0	0	0	2	1	1-1	32	0	5	246	49.2	0	0
Oct 30, 2010	SCSU	8	318	39.8	75	1	2	1	3	2	1-0	0	0	4	195	48.8	0	0
Nov 06, 2010	NO CAROLINA CENTRAL	3	88	29.3	40	0	0	0	0	2	1-1	32	0	6	301	50.2	0	0
Nov 13, 2010	at Norfolk State	5	170	34.0	43	0	0	0	0	2	0-0	0	0	2	32	16.0	0	0
Totals		55	2009	36.5	75	2	6	4	9	19	5-2	32	1	38	1793	47.2	0	0
Opponent		46	1725	37.5	60	0	2	3	6	11	12-5	42	1	53	2815	53.1	3	1

2010 Delaware State Hornets Football
 Delaware State By-Quarter Statistics (as of Nov 14, 2010)
 All games

3rd-Down Conversions

Date	Opponent	Score	Overall	1st Qtr	2nd Qtr	3rd Qtr	4th Qtr	OT	Qtr
Sep 05	vs Southern.....	L 27-37	2-9 22.2%	0-1 0.0%	1-2 50.0%	0-1 0.0%	1-5 20.0%		
*Sep 11	FAMU.....	L 14-17	6-15 40.0%	1-4 25.0%	3-3 100.0%	2-4 50.0%	0-4 0.0%		
Sep 25	at Coastal Carolina....	L 14-34	5-14 35.7%	1-3 33.3%	1-4 25.0%	1-3 33.3%	2-4 50.0%		
*Sep 30	HAMPTON.....	L 14-20	7-22 31.8%	3-7 42.9%	1-4 25.0%	2-5 40.0%	1-6 16.7%		
*Oct 09	at Bethune-Cookman....	L 24-47	2-11 18.2%	0-4 0.0%	0-3 0.0%	0-2 0.0%	2-2 100.0%		
*Oct 16	NCAAT.....	W 31-26	5-12 41.7%	0-0 0.0%	2-4 50.0%	1-4 25.0%	2-4 50.0%		
*Oct 23	at Morgan State.....	L 24-34	1-8 12.5%	0-2 0.0%	0-1 0.0%	0-2 0.0%	1-3 33.3%		
*Oct 30	SCSU.....	L 21-38	5-15 33.3%	1-3 33.3%	0-5 0.0%	0-3 0.0%	4-4 100.0%		
Nov 06	No Carolina Central....	W 29-7	7-13 53.8%	1-2 50.0%	1-4 25.0%	3-4 75.0%	2-3 66.7%		
*Nov 13	at Norfolk State.....	L 21-31	8-15 53.3%	0-4 0.0%	3-4 75.0%	2-4 50.0%	3-3 100.0%		
Delaware State			48-134 35.8%	7-30 23.3%	12-34 35.3%	11-32 34.4%	18-38 47.4%	0-0	0.0%
Opponents			63-138 45.7%	15-34 44.1%	19-40 47.5%	12-30 40.0%	17-34 50.0%	0-0	0.0%

4th-Down Conversions

Date	Opponent	Score	Overall	1st Qtr	2nd Qtr	3rd Qtr	4th Qtr	OT	Qtr
Sep 05	vs Southern.....	L 27-37	0-0 0.0%	0-0 0.0%	0-0 0.0%	0-0 0.0%	0-0 0.0%		
*Sep 11	FAMU.....	L 14-17	1-4 25.0%	0-1 0.0%	0-0 0.0%	0-1 0.0%	1-2 50.0%		
Sep 25	at Coastal Carolina....	L 14-34	1-2 50.0%	0-0 0.0%	0-0 0.0%	0-1 0.0%	1-1 100.0%		
*Sep 30	HAMPTON.....	L 14-20	3-7 42.9%	1-2 50.0%	0-1 0.0%	0-1 0.0%	2-3 66.7%		
*Oct 09	at Bethune-Cookman....	L 24-47	0-3 0.0%	0-2 0.0%	0-0 0.0%	0-1 0.0%	0-0 0.0%		
*Oct 16	NCAAT.....	W 31-26	1-1 100.0%	0-0 0.0%	0-0 0.0%	1-1 100.0%	0-0 0.0%		
*Oct 23	at Morgan State.....	L 24-34	0-2 0.0%	0-1 0.0%	0-0 0.0%	0-1 0.0%	0-0 0.0%		
*Oct 30	SCSU.....	L 21-38	1-1 100.0%	1-1 100.0%	0-0 0.0%	0-0 0.0%	0-0 0.0%		
Nov 06	No Carolina Central....	W 29-7	0-2 0.0%	0-0 0.0%	0-1 0.0%	0-0 0.0%	0-1 0.0%		
*Nov 13	at Norfolk State.....	L 21-31	0-1 0.0%	0-0 0.0%	0-0 0.0%	0-1 0.0%	0-0 0.0%		
Delaware State			7-23 30.4%	2-7 28.6%	0-2 0.0%	1-7 14.3%	4-7 57.1%	0-0	0.0%
Opponents			7-11 63.6%	3-3 100.0%	1-1 100.0%	1-2 50.0%	2-5 40.0%	0-0	0.0%

Time of Possession

Date	Opponent	Score	Overall	1st Qtr	2nd Qtr	3rd Qtr	4th Qtr	OT	Qtr
Sep 05	vs Southern.....	L 27-37	26:15	6:41	5:37	4:40	9:17		
*Sep 11	FAMU.....	L 14-17	30:23	7:35	8:21	9:14	5:13		
Sep 25	at Coastal Carolina....	L 14-34	36:37	8:04	10:24	6:42	11:27		
*Sep 30	HAMPTON.....	L 14-20	32:20	10:45	6:19	7:54	7:22		
*Oct 09	at Bethune-Cookman....	L 24-47	23:36	6:58	6:20	5:43	4:35		
*Oct 16	NCAAT.....	W 31-26	25:48	4:50	7:13	7:27	6:18		
*Oct 23	at Morgan State.....	L 24-34	30:47	8:52	4:58	10:20	6:37		
*Oct 30	SCSU.....	L 21-38	33:53	7:30	9:54	8:15	8:14		
Nov 06	No Carolina Central....	W 29-7	33:14	5:55	9:15	10:01	8:03		
*Nov 13	at Norfolk State.....	L 21-31	26:41	7:53	5:51	6:23	6:34		
Delaware State			Total 299:34	75:03	74:12	76:39	73:40	0:00	
			Avg. 29:57	7:30	7:25	7:39	7:22	0:00	
Opponents			Total 300:26	74:57	75:48	73:21	76:20	0:00	
			Avg. 30:02	7:29	7:34	7:20	7:38	0:00	

2010 Delaware State Hornets Football
 Delaware State Red-Zone Results (as of Nov 14, 2010)
 All games

Delaware State Inside Opponent Red-Zone

Date	Opponent	Score	Times In RZ	Times Scored	Total Pts	TDs	Rush TDs	Pass TDs	FGs Made	---- Failed to score inside RZ ----					
										FGA	Downs	Int	Fumb	Half	Game
Sep 05	vs Southern.....	L 27-37	2	1	7	1	0	1	0	0	0	0	0	1	0
*Sep 11	FAMU.....	L 14-17	5	2	14	2	1	1	0	0	1	1	1	0	0
Sep 25	at Coastal Carolina....	L 14-34	3	2	14	2	1	1	0	1	0	0	0	0	0
*Sep 30	HAMPTON.....	L 14-20	4	0	0	0	0	0	0	0	3	0	1	0	0
*Oct 09	at Bethune-Cookman....	L 24-47	2	0	0	0	0	0	0	0	1	0	1	0	0
*Oct 16	NCAT.....	W 31-26	2	1	6	1	1	0	0	1	0	0	0	0	0
*Oct 23	at Morgan State.....	L 24-34	3	1	3	0	0	0	1	0	2	0	0	0	0
*Oct 30	SCSU.....	L 21-38	4	2	14	2	1	1	0	1	1	0	0	0	0
Nov 06	No Carolina Central....	W 29-7	7	5	29	4	3	1	1	0	1	0	1	0	0
*Nov 13	at Norfolk State.....	L 21-31	3	2	14	2	0	2	0	0	1	0	0	0	0
Totals			35	16	101	14	7	7	2	3	10	1	4	1	0
16 of 35 (45.7%)															

Opponents Inside Delaware State Red-Zone

Date	Opponent	Score	Times In RZ	Times Scored	Total Pts	TDs	Rush TDs	Pass TDs	FGs Made	---- Failed to score inside RZ ----					
										FGA	Downs	Int	Fumb	Half	Game
Sep 05	vs Southern.....	L 27-37	6	4	28	4	2	2	0	1	1	0	0	0	0
*Sep 11	FAMU.....	L 14-17	3	1	3	0	0	0	1	1	0	0	1	0	0
Sep 25	at Coastal Carolina....	L 14-34	4	3	17	2	1	1	1	1	0	0	0	0	0
*Sep 30	HAMPTON.....	L 14-20	1	1	6	1	1	0	0	0	0	0	0	0	0
*Oct 09	at Bethune-Cookman....	L 24-47	7	6	41	6	6	0	0	0	1	0	0	0	0
*Oct 16	NCAT.....	W 31-26	4	3	19	3	1	2	0	1	0	0	0	0	0
*Oct 23	at Morgan State.....	L 24-34	3	1	7	1	0	1	0	1	0	0	1	0	0
*Oct 30	SCSU.....	L 21-38	2	1	7	1	1	0	0	0	0	0	1	0	0
Nov 06	No Carolina Central....	W 29-7	1	1	7	1	0	1	0	0	0	0	0	0	0
*Nov 13	at Norfolk State.....	L 21-31	5	4	24	3	2	1	1	0	0	1	0	0	0
Totals			36	25	159	22	14	8	3	5	2	1	3	0	0
25 of 36 (69.4%)															

2010 Delaware State Hornets Football
 Delaware State Game Superlatives (as of Nov 14, 2010)

INDIVIDUAL GAME HIGHS

Rushes.....	30	JONES,Jaashawn vs NCAT (Oct 16, 2010)
Yards Rushing.....	144	JONES,Jaashawn vs NCAT (Oct 16, 2010)
TD Rushes.....	2	ROSSEAU,James vs No Carolina Central (Nov 06, 2010)
Long Rush.....	48	JONES,Jaashawn at Morgan State (Oct 23, 2010)
Pass attempts.....	42	GLAUD,Anthony vs HAMPTON (Sep 30, 2010)
Pass completions....	22	GLAUD,Anthony at Coastal Carolina (Sep 25, 2010)
Yards Passing.....	289	GLAUD,Anthony at Norfolk State (Nov 13, 2010)
TD Passes.....	3	GLAUD,Anthony at Norfolk State (Nov 13, 2010)
Long Pass.....	85	GLAUD,Anthony vs Southern (Sep 05, 2010)
Receptions.....	9	WILSON,Justin vs SCSU (Oct 30, 2010)
Yards Receiving.....	131	WILSON,Justin vs SCSU (Oct 30, 2010)
TD Receptions.....	2	MOORE,Larrone at Bethune-Cookman (Oct 09, 2010) WILSON,Justin vs NCAT (Oct 16, 2010) WILSON,Justin at Norfolk State (Nov 13, 2010)
Long Reception.....	85	MOORE,Larrone vs Southern (Sep 05, 2010)
Field Goals.....	1	DIAZ-AVILES,Mario at Morgan State (Oct 23, 2010) DIAZ-AVILES,Mario vs No Carolina Central (Nov 06, 2010)
Long Field Goal.....	32	DIAZ-AVILES,Mario at Morgan State (Oct 23, 2010) DIAZ-AVILES,Mario vs No Carolina Central (Nov 06, 2010)
Punts.....	7	KANO,Marco vs HAMPTON (Sep 30, 2010) ELKO,Nick vs SCSU (Oct 30, 2010)
Punting Avg.....	48.0	KANO,Marco at Bethune-Cookman (Oct 09, 2010)
Long Punt.....	75	ELKO,Nick vs SCSU (Oct 30, 2010)
Long Punt Return....	29	TARPLEY,Travis vs No Carolina Central (Nov 06, 2010)
Long Kickoff Return..	90	MOORE,Larrone vs Southern (Sep 05, 2010)
Tackles.....	16	CAROLL,Andre vs NCAT (Oct 16, 2010)
Sacks.....	3.5	AYANBIOLA,Olusegon vs No Carolina Central (Nov 06, 2010)
Tackles For Loss....	4.5	CAROLL,Andre vs NCAT (Oct 16, 2010) AYANBIOLA,Olusegon vs No Carolina Central (Nov 06, 2010)
Interceptions.....	1	SPICER,Matt at Coastal Carolina (Sep 25, 2010) ADJEI,Francis at Coastal Carolina (Sep 25, 2010) SPICER,Matt at Morgan State (Oct 23, 2010) BROWN,Darrell at Morgan State (Oct 23, 2010) CAROLL,Andre at Morgan State (Oct 23, 2010) WATSON,Jomah vs SCSU (Oct 30, 2010) WATSON,Jomah vs No Carolina Central (Nov 06, 2010) PORCHER,Jamal at Norfolk State (Nov 13, 2010)

TEAM GAME HIGHS

Rushes.....	39	vs FAMU (Sep 11, 2010)
Yards Rushing.....	172	vs No Carolina Central (Nov 06, 2010)
Yards Per Rush.....	4.5	vs No Carolina Central (Nov 06, 2010)
TD Rushes.....	3	vs No Carolina Central (Nov 06, 2010)
Pass attempts.....	50	vs HAMPTON (Sep 30, 2010)
Pass completions....	26	vs SCSU (Oct 30, 2010)
Yards Passing.....	312	at Norfolk State (Nov 13, 2010)
Yards Per Pass.....	11.6	vs Southern (Sep 05, 2010)
TD Passes.....	3	vs Southern (Sep 05, 2010)
		vs NCAT (Oct 16, 2010)
		at Norfolk State (Nov 13, 2010)
Total Plays.....	84	vs HAMPTON (Sep 30, 2010)
Total Offense.....	416	vs No Carolina Central (Nov 06, 2010)
Yards Per Play.....	6.4	vs No Carolina Central (Nov 06, 2010)
Points.....	31	vs NCAT (Oct 16, 2010)
Sacks By.....	6	vs No Carolina Central (Nov 06, 2010)
First Downs.....	21	vs HAMPTON (Sep 30, 2010)
		at Morgan State (Oct 23, 2010)
		at Norfolk State (Nov 13, 2010)
Penalties.....	11	at Bethune-Cookman (Oct 09, 2010)
Penalty Yards.....	108	at Bethune-Cookman (Oct 09, 2010)
Turnovers.....	6	at Morgan State (Oct 23, 2010)
Interceptions By....	3	at Morgan State (Oct 23, 2010)

2010 Delaware State Hornets Football
 Delaware State Game Superlatives (as of Nov 14, 2010)

OPPONENT INDIVIDUAL GAME HIGHS

Rushes.....	30	BRANCHE,D., at Norfolk State (Nov 13, 2010)
Yards Rushing.....	212	BRANCHE,D., at Norfolk State (Nov 13, 2010)
TD Rushes.....	3	BRANCHE,D., at Norfolk State (Nov 13, 2010)
Long Rush.....	57	CHISHOLM,Antwon, vs HAMPTON (Sep 30, 2010)
Pass attempts.....	33	LONG, Malcolm, vs SCSU (Oct 30, 2010)
Pass completions....	18	LONG, Malcolm, vs SCSU (Oct 30, 2010)
Yards Passing.....	259	JOHNSON, M., at Bethune-Cookman (Oct 09, 2010)
TD Passes.....	2	UKPAI,Martin, vs FAMU (Sep 11, 2010)
		WEBB, Terrence, vs NCAT (Oct 16, 2010)
		WILLIAMS,D, at Morgan State (Oct 23, 2010)
Long Pass.....	50	UKPAI,Martin, vs FAMU (Sep 11, 2010)
		JOHNSON, M., at Bethune-Cookman (Oct 09, 2010)
		LONG, Malcolm, vs SCSU (Oct 30, 2010)
Receptions.....	8	GARRETT, Reggie, at Norfolk State (Nov 13, 2010)
Yards Receiving.....	119	REAMS, J., at Bethune-Cookman (Oct 09, 2010)
TD Receptions.....	2	WHITLEY, B., at Coastal Carolina (Sep 25, 2010)
		COOPER,Eldridge, vs NCAT (Oct 16, 2010)
Long Reception.....	50	TYMES,Brian, vs FAMU (Sep 11, 2010)
		POOLE, E., at Bethune-Cookman (Oct 09, 2010)
		KERR,Antwanne, vs SCSU (Oct 30, 2010)
Field Goals.....	2	DURHAM, Justin, at Coastal Carolina (Sep 25, 2010)
Long Field Goal.....	42	DURHAM, Justin, at Coastal Carolina (Sep 25, 2010)
Punts.....	9	STOVALL,Jordan, vs HAMPTON (Sep 30, 2010)
Punting Avg.....	44.6	Joshua DURAN, vs Southern (Sep 05, 2010)
Long Punt.....	60	HOLDREN,Brandon, vs FAMU (Sep 11, 2010)
Long Punt Return....	64	Co CUSHINGBERRY, vs Southern (Sep 05, 2010)
Long Kickoff Return.	73	FLOWERS,Chris, at Morgan State (Oct 23, 2010)
Tackles.....	12	PEGUESE,Brandon, vs HAMPTON (Sep 30, 2010)
Sacks.....	2.0	HARPER, Kent, at Coastal Carolina (Sep 25, 2010)
Tackles For Loss....	3.0	SMITH,Bakari, at Morgan State (Oct 23, 2010)
Interceptions.....	2	MILLER,Reshaude, at Morgan State (Oct 23, 2010)

OPPONENT TEAM GAME HIGHS

Rushes.....	59	at Bethune-Cookman (Oct 09, 2010)
		at Norfolk State (Nov 13, 2010)
Yards Rushing.....	310	at Norfolk State (Nov 13, 2010)
Yards Per Rush.....	6.3	vs SCSU (Oct 30, 2010)
TD Rushes.....	6	at Bethune-Cookman (Oct 09, 2010)
Pass attempts.....	37	vs Southern (Sep 05, 2010)
Pass completions....	19	vs Southern (Sep 05, 2010)
		at Bethune-Cookman (Oct 09, 2010)
		vs SCSU (Oct 30, 2010)
Yards Passing.....	322	at Bethune-Cookman (Oct 09, 2010)
Yards Per Pass.....	11.9	at Bethune-Cookman (Oct 09, 2010)
TD Passes.....	2	vs Southern (Sep 05, 2010)
		vs FAMU (Sep 11, 2010)
		at Coastal Carolina (Sep 25, 2010)
		vs NCAT (Oct 16, 2010)
		at Morgan State (Oct 23, 2010)
Total Plays.....	86	at Bethune-Cookman (Oct 09, 2010)
Total Offense.....	590	at Bethune-Cookman (Oct 09, 2010)
Yards Per Play.....	6.9	at Bethune-Cookman (Oct 09, 2010)
Points.....	47	at Bethune-Cookman (Oct 09, 2010)
Sacks By.....	6	at Coastal Carolina (Sep 25, 2010)
First Downs.....	31	at Bethune-Cookman (Oct 09, 2010)
Penalties.....	16	at Bethune-Cookman (Oct 09, 2010)
Penalty Yards.....	137	vs HAMPTON (Sep 30, 2010)
Turnovers.....	4	at Morgan State (Oct 23, 2010)
		vs SCSU (Oct 30, 2010)
Interceptions By....	3	at Morgan State (Oct 23, 2010)