


D.S.C. First Football Team. Rev. O. H. Spence, Captain 1912



History & Records





RUSHING RECORDS

RUSHING YARDS – game

Yds.	Player	Opp	Date
336	Gene Lake (33 att.)	Liberty	11/10/84
255	Fabian Thorne (36 att.)	Morgan St	10/21/95
245	Gene Lake (27 att.)	Howard	11/3/84
233	Reggie Barnes (16 att.)	Ar.-Pine Bluff	10/15/88
230	Kareem Jones (35 att.)	WSSU	11/8/08
225	Grayland King (22 att.)	S.C. St.	10/28/00
224	Mike Waters (30 att.)	Howard	11/19/16
209	Gene Lake (26 att.)	S.C. St.	9/18/84
188	Terrance Hoover (17 att.)	S.C. St.	9/14/85
185	Bryan Jenkins (32 att.)	Norfolk State	9/28/96
178	Gene Lake (22 att.)	Liberty	10/22/83

RUSHING YARDS - season

1,722	Gene Lake	238 att.	1984
1,336	Reggie Barnes	233 att.	1988
1,296	Fabian Thorne	240 att.	1995
1,230	Emmanuel Marc	187 att.	2006
1,200	Mike Murray	226 att.	1991
1,191	Terrance Hoover	205 att.	1987
1,186	Grayland King	178 att.	2000
1,127	Maurice Foster	219 att.	2001
1,089	Fabian Thorne	205 att.	1994
1,086	Terrance Hoover	208 att.	1986

RUSHING YARDS- career

3,517	Terrance Hoover	556 att.	1984-87
3,282	Reggie Barnes	548 att.	1985-88
3,123	Gene Lake	480 att.	1982-84
2,951	Mike Murray	591 att.	1988-91
2,654	Steve Davis	--	1967-70
2,401	Phil Anderson	423 att.	1991-94
2,385	Fabian Thorne	445 att.	1994-95
2,283	Grayland King	419 att.	1997-00
1,808	Johnny Rowe	411 att.	1979-82
1,769	Maurice Foster	364 att.	1998-01
1,759	Brycen Alleyne	424 att.	2015-18

RUSHING ATTEMPTS - game

36	Fabian Thorne (255 yards.)	Morgan St.	10/21/95
35	Kareem Jones (230 yards)	WSSU	11/8/08
35	Mike Murray (169 yards)	Howard	11/23/91
33	Gene Lake (336 yards)	Liberty	11/10/84
32	Bryan Jenkins (185 yards)	Norfolk St.	9/28/96
32	Herbert White (167 yards)	Florida A&M	10/13/90
32	Fabian Thorne (141 yards)	Howard	11/19/94
32	Chris Strother (139 yards)	Florida A&M	9/4/08
32	Lucious Goodwine (131 yards)	UMES	10/2/76
31	Maurice Foster (164 yards)	Howard	10/17/01

RUSHING ATTEMPTS - season

240	Fabian Thorne	1,296	1995
238	Gene Lake	1,722	1984
233	Reggie Barnes	1,336	1988
226	Mike Murray	1,200	1991
226	Rodney Roy	885	2005
219	Maurice Foster	1,127	2001
208	Terrance Hoover	1,086	1986
208	Johnny Rowe	1,039	1981
205	Terrance Hoover	1,191	1987
205	Fabian Thorne	1,089	1994

RUSHING ATTEMPTS- career

591	Mike Murray	2,951	1988-91
556	Terrance Hoover	3,517	1984-87
548	Reggie Barnes	3,282	1985-88
480	Gene Lake	3,123	1982-84
445	Fabian Thorne	2,385	1994-95
423	Phil Anderson	2,401	1991-94
419	Grayland King	2,283	1997-00
411	Johnny Rowe	1,808	1979-83
364	Maurice Foster	1,769	1998-01
357	Rodney Roy	1,229	2004-05

RUSHING TOUCHDOWNS – game

6	Gene Lake	Howard	11/3/84
4	Vashon Winton	Florida A&M	9/4/08
4	Maurice Foster	Howard	10/17/01
4	Grayland King	S.C. St.	10/28/00
4	Terrance Hoover	S.C. St.	10/31/87
3	Vashon Winton	N.C. A&T	10/14/06
3	Emmanuel Marc	Concord (W.Va.)	11/4/06
3	Maurice Foster	Howard	11/20/99
3	Fabian Thorne	Bethune-Cookman	10/1/84
3	Phil Anderson	Fayetteville St.	9/4/93
3	Bert Watson	Morgan St.	10/23/93
3	Dakiel Shorts	Bethune-Cookman	9/19/92
3	Mike Murray	N.C. A&T	11/9/91
3	Doug Reed	Towson S.	9/22/90
3	Reggie Barnes	District of Columbia	9/19/87
3	Terrance Hoover	S.C. St.	9/19/87
3	Steve Holiday	N.C. A&T	9/22/84
3	Gene Lake	Liberty	11/10/84

RUSHING TOUCHDOWNS - season

20	Gene Lake	1984
13	Fabian Thorne	1994
12	Steve Davis	1970
12	Terrance Hoover	1987
12	Grayland King	2000
12	Maurice Foster	2001
12	Emmanuel Marc	2006
11	Steve Davis	1970
10	Vashon Winton	2008
10	Phil Anderson	1993
10	Bert Watson	1993
10	Dakiel Shorts	1992
10	Phil Anderson	1992
10	Reggie Barnes	1986
10	Gene Lake	1983

RUSHING TOUCHDOWNS – career

35	Gene Lake	1982-84
29	Phil Anderson	1991-94
28	Reggie Barnes	1985-88
26	Terrance Hoover	1984-87
25	Vashon Winton	2005-08
22	Grayland King	1997-00
21	Mike Murray	1988-91
20	Maurice Foster	1998-01
16	Dakiel Shorts	1991-92

LONGEST RUN FROM SCRIMMAGE (Yds.)


90	Dwayne Henry	Towson St.	10/26/85
87	Gene Lake	Liberty	11/10/84
86	Grayland King	Howard	11/21/98
80	Grayland King	Bethune-Cookman	10/7/00
80	Andrei Francis	Northwestern St.	9/13/03
80	Durmort Perry	Florida A&M	10/19/96
80	Aaron Spears	Morgan St.	10/23/93
80	Reggie Barnes	Bethune-Cookman	10/5/86
80	Dwayne Henry	Towson St.	10/29/83
78	Chris Strother	Bethune-Cookman	10/11/08


RUSHING YARDS PER GAME - season

172.2	Gene Lake	1,722/10 games	1984
122.6	Reggie Barnes	1,336/10 games	1988
119.1	Terrance Hoover	1,191/10 games	1987
117.8	Fabian Thorne	1,296/11 games	1995
111.8	Emmanuel Marc	1,230/11 games	2006

RUSHING YARDS PER GAME - career

124.9	Gene Lake	3,123/25 games	1982-84
108.4	Fabian Thorne	2,385/22 games	1994-95
95.1	Terrance Hoover	3,517/37 games	1984-87
82.0	Mike Murray	2,951/36 games	1988-91
80.0	Reggie Barnes	3,282/41 games	1985-88







RUSHING RECORDS


INDIVIDUAL RUSHING LEADERS (by year)

Year	Name	Att.	Yds.	TD
1970	Steve Davis	183	980	11
1971	Norman Hayes	N/A	337	N/A
1972	Isaac Muns	N/A	594	
1973	Ralph Kemmerlin	101	368	2
1974		No Record		
1975	Norman Hayes	94	326	2
1976	Lucious Goodwine	123	483	3
1977	Lucious Goodwine	148	660	2
1978	Baron Harmon	120	400	0
1979	Anthony Beamon	157	631	5
1980	Johnny Rowe	113	443	2
1981	Johnny Rowe	208	1039	4
1982	Doug Picott	147	664	4
1983	Gene Lake	190	1069	10
1984	Gene Lake	238	1722	20
1985	Terrance Hoover	112	962	8
1986	Terrance Hoover	208	1086	3
1987	Terrance Hoover	205	1191	12
1988	Reggie Barnes	233	1336	5
1989	Michael Murray	181	902	7
1990	Michael Murray	158	708	5
1991	Michael Murray	226	1200	9
1992	Dakiel Shorts	112	769	10
1993	Phil Anderson	155	1082	10
1994	Fabian Thorne	205	1089	13
1995	Fabian Thorne	240	1296	9
1996	Thalamus Trammel	96	605	3
1997	Bryan Jenkins	154	766	3
1998	Grayland King	64	404	3
1999	Grayland King	167	667	2
2000	Grayland King	178	1186	12
2001	Maurice Foster	219	1127	12
2002	Dwayne Jenkins	98	398	1
2003	Afumiya McFadden	66	206	1
2004	Afumiya McFadden	112	438	5
2005	Rodney Roy	226	885	8
2006	Emmanuel Marc	187	1230	12
2007	Kareem Jones	169	705	2
2008	Chris Strother	123	577	1
2009	Jaashawn Jones	151	632	5
2010	Jaashawn Jones	161	724	3
2011	Jaashawn Jones	112	333	4
2012	Malcolm Williams	90	437	2
2013	Dae-Hon Cheung	83	361	2
2014	Jamaal Jackson	120	493	1
2015	Jamaal Jackson	94	291	4
2016	Mike Waters	169	820	5
2017	Nyfease West	97	360	2
2018	Brycen Alleyne	140	646	5

100- YARD RUSHING GAMES (184 Total) - since 1970

YDS	PLAYER	OPPONENT	DATE	ATTEMPTS
336	Gene Lake	Liberty Baptist	11/10/84	33
225	Fabian Thorne	Morgan State	10/21/95	36
245	Gene Lake	Howard	11/3/84	27
233	Reggie Barnes	Arkansas-Pine Bluff	10/15/98	16
230	Kareem Jones	Winston-Salem State	11/8/08	35
225	Grayland King	So. Carolina State	10/28/00	22
224	Mike Waters	Howard	11/19/16	30
209	Gene Lake	So. Carolina State	9/8/8426	
188	Terrance Hoover	So. Carolina State	9/14/87	17
185	Bryan Jenkins	Norfolk State	9/28/96	32
178	Gene Lake	Liberty	10/22/83	22
177	Maurice Foster	North Carolina A&T	11/24/01	26
176	Terrance Hoover	Ark.-Pine Bluff	11/14/87	22
174	Brycen Alleyne	Florida A&M	10/15/16	21
174	Gene Lake	James Madison	10/6/84	30
174	Gene Lake	Northeastern	9/16/84	22
171	Kareem Jones	Coastal Carolina	9/1/07	24
171	Terrance Hoover	Northern Iowa	9/28/85	14
170	Johnny Rowe	Howard	10/10/81	22
169	Michael Murray	Howard	11/23/91	24
167	Emmanuel Marc	North Carolina A&T	10/14/06	19
167	Michael Murray	Jackson State	10/5/91	35
167	Herbert White	Florida A&M	10/13/90	32
165	Emmanuel Mar	Howard	11/18/06	21
165	Fabian Thorne	Morgan State	11/22/94	24
165	Anthony Beamon	Kentucky State	10/27/79	18
164	Reggie Barnes	No. Carolina A&T	11/4/88	22
164	Gene Lake	So. Carolina State	9/10/83	14
163	Gene Lake	Towson	10/20/84	29
162	Maurice Foster	Howard	11/17/01	31
160	Michael Murray	Northeastern	11/16/91	27
160	Michael Murray	No. Carolina A&T	11/4/89	22
159	Grayland King	Howard	11/18/00	22
156	Fabian Thorne	Rhode Island	9/2/95	19
156	Reggie Barnes	Southern (La.)	8/30/86	16
156	Johnny Rowe	Towson	10/31/81	23
155	Terrance Hoover	Northeastern	11/8/86	18
154	Mike Waters	Florida A&M	10/15/16	24
152	Wendell Watson	So. Carolina St.	11/2/91	13
152	Doug Reed	Towson	9/22/90	8
151	Ralph Kimmerlin	Shaw	11/6/76	14
150	Dwayne Jenkins	Morgan State	10/26/02	23
149	Maurice Foster	Millersville	9/8/01	30
149	Fabian Thorne	Howard	11/1/95	26
149	Phil Anderson	No. Carolina A&T	11/6/93	16
149	Terrance Hoover	No. Carolina A&T	11/8/86	25
149	Johnny Rowe	No. Carolina A&T	10/17/81	19
147	Bryan Jenkins	Cheyney	9/6/97	25
147	Phil Anderson	Liberty	11/13/93	23
146	Grayland King	Bethune- Cookman	10/7/00	13
146	Reggie Barnes	Howard	11/19/88	31
145	Phil Anderson	Fayetteville State	9/4/93	14
144	Thalamus Trammel	Morgan State	10/26/96	10
144	Reggie Barnes	Bethune- Cookman	10/1/88	28
144	Jaashawn Jones	NCA&T	10/16/10	30
144	Johnny Rowe	Central State	11/15/80	16
143	Maurice Foster	Howard	11/20/99	27
143	Dakiel Shorts	So. Carolina State	11/31/92	14
143	Tony Bethea	Towson	9/22/90	16
143	Gene Lake	Central State	10/27/84	24
142	Johnny Rowe	E. Illinois	11/21/81	14
141	Fabian Thorne	Howard	11/19/94	32
141	Michael Murray	Towson	9/21/91	23
140	Terrance Hoover	Morgan State	9/19/87	24
140	Dae-Hon Cheung	Florida A&M	9/22/12	20
139	Chris Strother	Florida A&M	9/4/08	32
139	Rodney Roy	Morgan State	10/22/05	28
139	Dakiel Shorts	No. Carolina A&T	11/9/91	16
138	Michael Murray	Morgan State	10/26/91	24
138	Terrance Hoover	Towson	10/24/87	28
138	Gene Lake	No. Carolina A&T	9/22/84	21
137	Rodney Roy	Norfolk State	11/12/05	21





RUSHING RECORDS

100- YARD RUSHING GAMES - since 1970, cont.

YDS	PLAYER	OPPONENT	DATE	ATTEMPTS
137	Lucious Goodwine	Morgan State	10/22/77	23
136	Phil Anderson	Morgan State	10/23/93	13
135	Kareem Jones	Hampton	9/29/07	26
135	Michael Murray	Howard	11/17/90	25
134	Fabian Thorne	Bethune- Cookman	10/1/94	19
33	Aaron Spears	Morgan State	10/23/93	8
132	Mac-Harrison-Dixon	Bethune- Cookman	10/2/93	6
132	Pat Spencer	Bethune- Cookman	9/29/84	11
131	Fabian Thorne	Rhode Island	11/12/94	27
131	Lucious Goodwine	UMES	10/2/76	32
130	Emmanuel Marc	Norfolk State	11/1/06	17
130	Dean Noel	Grambling State	9/26/92	20
130	Terrance Hoover	So. Carolina State	11/1/86	11
130	Gene Lake	Towson	10/30/82	22
130	Gene Lake	Liberty	11/20/82	15
129	Emmanuel Marc	Florida A&M	9/2/06	18
129	Reggie Brown	Bethune-Cookman	11/5/96	22
129	Michael Murray	Bethune- Cookman	10/7/89	17
128	Terrance Hoover	Howard	11/23/85	12
127	Michael Chris-Ike	NC Central	10/27/18	21
127	Grayland King	Bethune- Cookman	10/20/99	25
127	Wendell Watson	Jackson State	10/5/91	19
127	John Barber	So. Carolina State	10/29/88	9
127	Doug Picott	No. Carolina A&T	10/29/88	22
126	Emmanuel Marc	St. Francis	9/9/06	5
126	Fabian Thorne	No. Carolina A&T	11/5/94	19
126	Reggie Barnes	Bethune -Cookman	10/18/86	11
126	Eldridge Corner	Howard	10/9/82	26
125	Phil Anderson	Bethune- Cookman	10/2/93	14
125	Dakiel Shorts	Morgan State	10/24/92	10
125	Dana McLean	Howard	11/21/92	21
124	Grayland King	Howard	11/21/88	10
124	Reggie Barnes	Western Illinois	11/12/88	27
124	Dwayne Henry	Towson	10/29/83	12
123	Dennis Hill	Bethune-Cookman	10/4/96	12
123	Bert Watson	Bethune- Cookman	10/2/93	18
123	Bert Watson	Florida A&M	10/16/93	24
122	Brycen Alleyne	NC Central	10/27/18	16
122	Kareem Jones	Morgan State	10/20/07	28
122	Grayland King	Morgan State	10/21/00	13
122	Fabian Thorne	Norfolk	9/30/95	19
122	Terrance Hoover	Howard	11/21/87	27
122	Gene Lake	Central State	11/5/83	24
120	Terrance Hoover	So. Carolina State	11/31/87	29
120	Malcolm Williams	Cincinnati	9/15/12	20
119	Phil Anderson	So. Carolina State	10/30/93	17
119	Michael Murray	Northeastern	9/16/89	23
119	Terrance Hoover	Bethune- Cookman	10/3/87	13
119	Terrance Hoover	Akron	10/17/87	21
119	Rod Lester	No. Carolina A&T	10/16/82	9
118	Emmanuel Marc	Concord	11/4/06	21
118	Bryan Jenkins	No. Carolina Central	9/2/196	22
118	Bert Watson	Morgan State	10/23/93	16
117	Phil Anderson	Morgan State	10/24/92	14
117	Michael Murray	Western Illinois	9/23/89	20
117	Anthony Beamon	No. Carolina A&T	11/10/79	24
116	Brycen Alleyne	Va.-Lynchburg	11/17/18	15
116	Dae-Hon Cheung	Howard	11/21/15	11
116	Afumiya McFadden	Norfolk State	11/13/04	22
116	Dakiel Shorts	Youngstown State	9/1/2/92	11
116	Eric Jones	Grambling State	9/26/92	15
116	Terrance Hoover	Towson	10/26/85	20
116	Terrance Hoover	No. Carolina A&T	9/22/84	11
116	Lucious Goodwine	Kentucky State	10/29/77	23
114	Phil Anderson	Bethune- Cookman	9/19/92	11
114	Jaashawn Jones	Morgan State	10/23/10	22
113	Clay Perry	Cheyney	9/6/97/97	13
113	Gene Lake	UDC	9/24/83	13
113	Malcolm Williams	Hampton	11/10/12	20
112	Phil Anderson	Towson	11/10/92	15
112	Reggie Barnes	Eastern Kentucky	9/10/88	19
111	Reggie Barnes	Florida A&M	9/3/88	21
111	Doug Picott	Virginia State	10/24/82	15
111	Lucious Goodwine	UMES	10/1/97	18
111	Anthony Beamon	No. Carolina Central	10/15/77	28
110	Chris Strother	Bethune- Cookman	10/11/08	10




GENE LAKE





TERRANCE HOOVER



REGGIE BARNES



MIKE MURRAY





RUSHING RECORDS

100-YARD RUSHING GAMES - since 1970, cont.

YDS	PLAYER	OPPONENT	DATE	ATTEMPTS
110	Emmanuel Marc	Northwestern State	10/18/08	10
110	Marc Foster	Morgan State	10/20/01	11
110	Michael Murray	No. Carolina A&T	11/9/91	25
110	Terrance Hoover	Bethune- Cookman	10/5/86	15
110	Tyrone McGriff	Bowie State	10/13/84	11
110	Johnny Rowe	West Chester	9/26/81	30
110	Doug Picott	Howard	10/10/81	21
110	Nyfease West	Morgan State	11/11/17	19
109	Fabian Thorne	Liberty	10/8/94	18
109	Reggie Barnes	So. Carolina State	10/29/88	22
108	Grayland King	Liberty	9/23/00	15
107	Mike Waters	St. Francis (Pa.)	9/8/18	28
107	Bert Watson	Cheyney	9/11/93	15
107	Michael Murray	Florida A&M	10/14/89	23
107	Reggie Barnes	UDC	9/26/87	4
107	Anthony Beamon	Howard	10/8/77	15
107	Nagee Jackson	So. Carolina State	10/13/12	22
107	Jamaal Jackson	Howard	11/1/14	21
106	Lennox Norville	St. Francis (Pa.)	9/9/06	9
106	Rodney Roy	North Carolina A&T	10/15/05	29
106	Doug Reed	Towson	9/21/91	19
106	Reggie Barnes	Northeastern	11/16/95	10
106	Anthony Beamon	Bethune- Cookman	11/3/79	31
105	Terrance Hoover	Northeastern	11/16/85	10
105	Eldridge Comer	Connecticut	11/12/85	16
105	Lucious Goodwine	No. Carolina Central	11/15/77	16
104	Bert Watson	No. Carolina A&T	11/16/93	23
103	Grayland King	Morgan State	11/23/99	30
103	Terrance Hoover	No. Carolina A&T	11/7/87	17
102	Vashon Winton	Bethune- Cookman	11/11/08	16
102	Bryan Jenkins	Norfolk State	11/20/97	23
102	Reggie Barnes	Akron	10/17/87	14
102	Dwayne Henry	Towson	10/26/85	5
101	Doug Reed	Youngstown State	9/14/91	16
100	Dean Noel	Florida A&M	10/17/92	18
101	Eric Jones	Liberty	10/12/91	9
100	Jamaal Jackson	NCA&T	10/18/14	18





FABIAN THORNE



EMMANUEL MARC

DELAWARE STATE 1000-YARD RUSHERS

1,722	Gene Lake	238 att.	1984
1,336	Reggie Barnes	233 att.	1988
1,296	Fabian Thorne	240 att.	1995
1,230	Emmanuel Marc	187 att.	2006
1,200	Mike Murray	226 att.	1991
1,191	Terrance Hoover	205 att.	1987
1,186	Grayland King	178 att.	2000
1,127	Maurice Foster	219 att.	2001
1,089	Fabian Thorne	205 att.	1994
1,086	Terrance Hoover	208 att.	1986
1,082	Phil Anderson	156 att.	1993
1,039	Johnny Rowe	208 att.	1981





RECEIVING RECORDS

RECEIVING YARDS - game

223	John Taylor	5 rec.	vs. St. Paul's	9/21/85
217	Justin Wilson	9	Howard	11/20/10
213	David Jones	11	N.C. A&T	11/3/90
206	Shaheer McBride	9	St. Francis	9/9/06
197	John Taylor	9	B-CU	9/29/84
198	David Jones	11	Liberty	10/6/90
196	Damon Daniels	5	B-CU	11/11/95
185	David Jones	6	B-CU	9/29/90
181	Gregg Lee	4	S.C. St.	9/13/80
179	Milton Williams III	9	Morgan St.	11/23/13
171	David Jones	8	Florida A&M	10/13/90
171	Travis Tarpley	5	Hampton	11/10/12
170	Damerian McCants	6	Buffalo	9/13/97
170	Phil Anderson	8	Rhode Island	11/12/94

RECEIVING YARDS - season

1,058	Travis Tarpley	86 rec.	2012
1,049	David Jones	53	1990
992	John Taylor	40	1985
937	Justin Wilson	59	2010
888	Milton Williams III	58	2013
852	Shaheer McBride	55	2006
849	Shaheer McBride	46	2004
839	Albert Horsey	51	2000
823	Curtis Thomas	44	1994
816	Justin Wilson	67	2012
775	Damon Daniels	36	1996
758	John Taylor	34	1984
736	Travis Tarpley	86	2011

RECEIVING YARDS - career

3,007	Shaheer McBride	201 rec.	2004-07
2,491	Albert Horsey	160	1997-00
2,426	John Taylor	100	1982-85
2,416	Justin Wilson	189	2009-12
2,121	Travis Tarpley	181	2009-12
1,958	Tommie Mims	122	1997-00
1,825	David Jones	101	1989-90
1,700	Thomas Bolden	126	2001-04
1,622	Darnerian McCants	83	1997-00
1,612	Milton Williams III	126	2011-14
1,572	Darius Jackson	138	2008-11
1,521	Aris Scott	115	2013-16
1,489	Damon Daniels	73	1995-96
1,441	DeCosta Brown	97	1975-77
1,380	Phil Anderson	86	1991-94

MOST RECEPTIONS - game

13	Travis Tarpley	150 yds.	vs. Howard	11/19/11
12	Aris Scott	89	vs. FAMU	10/17/15
12	Justin Wilson	138	NCCU	11/3/12
12	Travis Tarpley	143	Morgan St.	10/25/12
11	Travis Tarpley	162	NCCU	11/5/11
11	Darius Jackson	127	Shaw	9/10/11
11	Darius Jackson	124	Norfolk State	10/8/11
11	Darius Jackson	123	Howard	11/21/09
11	Thomas Bolden	160	Morgan St.	10/23/04
11	David Jones	198	Liberty	10/6/90
11	David Jones	213	N.C. A&T	11/3/90
10	Travis Tarpley	134	Florida A&M	9/22/12
10	Justin Wilson	118	Norfolk St.	10/8/11
10	Shaheer McBride	91	WSSU	11/2/07
10	Milton Williams III	179	Morgan St.	11/23/13

MOST RECEPTIONS - season

86	Travis Tarpley	1,058 yds.	2012
67	Justin Wilson	816	2012
66	Travis Tarpley	736	2011
59	Justin Wilson	937	2010
58	Milton Williams III	888	2013
57	Thomas Bolden	697	2004
55	Malik Golson	517	2013
55	Shaheer McBride	852	2006
54	Justin Wilson	536	2011
53	David Jones	1,049	1990
51	Albert Horsey	839	2000

RECEPTIONS - career

201	Shaheer McBride	3,007 yds.	2004-07
189	Justin Wilson	2,416	2009-12
181	Travis Tarpley	2,121	2009-12
160	Albert Horsey	2,491	1997-00
138	Darius Jackson	1,572	2008-11
126	Thomas Bolden	1,700	2001-04
126	Tommie Mims	1,958	1997-00
126	Milton Williams III	1,612	2011-14
115	Aris Scott	1,521	2013-16
102	Larone Moore	1,236	2007-10
101	David Jones	1,825	1989-90
100	John Taylor	2,426	1982-85
97	DeCosta Brown	1,441	1975-77

RECEIVING TOUCHDOWNS - game

5	Darnerian McCants	Liberty	09/23/00
5	Darnerian McCants	N.C. A&T	11/4/00
4	Shaheer McBride	St. Francis	09/09/06
3	Justin Wilson	Howard	11/20/10
3	Albert Horsey	Hampton	09/30/00
3	Albert Horsey	Fay. St.	09/16/00
3	Damon Daniels	B-Cookman	11/11/95
3	Curtis Thomas	Morgan St.	10/22/94
3	David Jones	Morgan St.	10/21/89
3	John Taylor	St. Paul's	09/21/85
3	John Taylor	J Madison	10/08/83

RECEIVING TOUCHDOWNS - season

18	Damerian McCants	2000
13	John Taylor	1985
11	Justin Wilson	2010
11	Shaheer McBride	2006
10	John Taylor	1984
9	Shaheer McBride	2007
9	Albert Horsey	2000
9	Tommie Mims	1998
9	David Jones	1990
9	John Taylor	1983
8	Albert Horsey	1999
8	Damon Daniels	1996
8	Curtis Thomas	1994

RECEIVING TOUCHDOWNS - career

33	Shaheer McBride	2004-07
33	John Taylor	1982-85
26	Darnerian McCants	1997-00
23	Justin Wilson	2009-12
20	David Jones	1989-90
20	Albert Horsey	1997-00
14	Damon Daniels	1995-96
11	Travis Tarpley	2009-12
11	Milton Williams III	2011-14
11	Curtis Thomas	1991-04
11	Trey Gross	2017-

LONGEST RECEPTIONS - yards



97	John Taylor (from J Baker)	vs. St. Paul's	9/21/85
93	John Taylor (M. Baker)	Southern	11/9/85
92	Greg Lee (S. Warren)	SC State	9/13/80
87	Calvin Ford (K. Barnes)	Howard	10/17/01
85	Larone Moore (A. Glaud)	Southern	9/5/10
83	Travis Tarpley (N. Elko)	Hampton	11/10/12

REC. YARDS PER GAME - season

104.9	David Jones	1,049/10 games	1990
96.2	Travis Tarpley	1,058/11 games	2012
90.2	John Taylor	992/11 games	1985
85.2	Justin Wilson	937/11 games	2010
77.5	Shaheer McBride	852/11 games	2006

REC. YDS PER GAME - career

70.9	Damon Daniels	1,489/21 games	1995-96
66.8	Shaheer McBride	3007/45 games	2004-07
65.6	John Taylor	2,426/37 games	1982-85
61.9	Justin Wilson	2,416/39 games	2009-12
59.3	Albert Horsey	2,491/42 games	1997-00





RECEIVING RECORDS

RECEIVING LEADERS (by year) - since 1970

Year	Name	No.	Yds.	TD
1970	Pedro Swann	22	348	2
1971	Steve Coleman	7	81	N/A
1972	John Chisholm	19	433	4
1973	Daniel Lathrop	25	411	0
1974	No Record			
1975	John Chisholm	30	341	4
1976	DeCosta Brown	12	287	1
1977	DeCosta Brown	34	606	2
1978	DeCosta Brown	45	499	3
1979	Walter Samuels	19	282	2
1980	Gregory Lee	26	499	5
1981	Walter Samuels	28	463	0
1982	Eldridge Comer	18	317	2
1983	John Taylor	22	654	9
1984	John Taylor	34	758	10
1985	John Taylor	40	922	13
1986	John Lane	17	339	2
1987	Tim Egerton	21	384	1
1988	Tim Egerton	21	275	0
1989	Tim Egerton	34	525	5
1990	David Jones	53	1049	9
1991	Wendell Watson	5	131	2
	Dwight Pettiford	5	98	0
1992	Phil Anderson	15	276	0
1993	Derrick Neal	27	598	6
1994	Phil Anderson	44	696	4
	Curtis Thomas	44	823	8
1995	Damon Daniels	37	714	6
1996	Damon Daniels	36	775	8
1997	Albert Horsey	28	385	3
1998	Albert Horsey	43	588	0
1999	Albert Horsey	37	679	8
2000	Albert Horsey	51	839	9
2001	DaShaun Morris	23	469	5
2002	DaShaun Morris	34	564	5
2003	Thomas Bolden	40	586	5
2004	Thomas Bolden	57	697	3
2005	Shaheer McBride	50	720	6
2006	Shaheer McBride	55	852	11
2007	Shaheer McBride	50	586	9
2008	Eddie Brown	36	369	2
2009	Darius Jackson	41	476	0
2010	Justin Wilson	59	937	11
2011	Travis Tarpley	66	736	4
2012	Travis Tarpley	86	1058	7
2013	Milton Williams III	58	888	5
2014	Milton Williams III	50	586	5
2015	Aris Scott	46	683	1
2016	Mason Rutherford	42	564	1
2017	Taronn Selby	35	521	2
2018	Taronn Selby	39	468	3

100-YARD RECEIVING GAMES (95 total) - since 1970

YDS	PLAYER	OPPONENT	DATE	REC
223	John Taylor	St. Paul's	Sep. 21, 1985	5
217	Justin Wilson	Howard	Nov. 20, 2010	9
213	David Jones	No. Carolina A&T	Nov. 3, 1990	11
206	Shaheer McBride	St. Francis-Pa.	Sep. 9, 2006	9
198	David Jones	Liberty	Oct. 6, 1990	11
197	John Taylor	Bethune-Cookman	Sep. 29, 1984	9
196	Damon Daniels	Bethune-Cookman	Nov. 11, 1995	5
185	David Jones	Bethune-Cookman	Sep. 29, 1990	6
181	Gregg Lee	So. Carolina State	Sep. 13, 1980	4
179	Milton Williams III	Morgan State	Nov. 23, 2013	9
171	Travis Tarpley	Hampton	Nov. 10, 2012	5
171	David Jones	Florida A&M	Oct. 13, 1990	8
170	Darnerian McCants	Buffalo	Sep. 13, 1997	6
170	Phil Anderson	Rhode Island	Nov. 12, 1994	8
169	Curtis Thomas	Morgan State	Oct. 22, 1994	4
168	Thomas Bolden	Bucknell	Sep. 6, 2003	9
164	Tommie Mims	Liberty	Oct. 17, 1998	7
163	Curtis Thomas	No. Carolina A&T	Nov. 5, 1994	5
162	Trey Gross	Norfolk State	Sep. 29, 2018	9
162	Phil Anderson	Florida A&M	Oct. 15, 1994	9
160	Thomas Bolden	Morgan State	Oct. 23, 2004	11
157	Omar Jackson	Florida A&M	Oct. 3, 1998	7
156	Eldridge Comer	Northeastern	Sep. 16, 1984	5
155	John Taylor	James Madison	Oct. 6, 1984	8
155	Taronn Selby	Va.-Lynchburg	Nov. 17, 2018	8
154	John Taylor	Bethune-Cookman	Oct. 5, 1985	7
154	Tret Gross	Howard	Oct. 14, 2017	6
150	John Taylor	James Madison	Oct. 8, 1983	3
147	Derrick Neal	Morgan State	Oct. 23, 1993	3
143	Travis Tarpley	Morgan State	Oct. 25, 2012	12
141	Albert Horsey	No. Carolina A&T	Nov. 4, 2000	6
140	Aris Scott	Hampton	Oct. 10, 2015	7
140	Shaheer McBride	Millersville	Sep. 10, 2005	7
140	Calvin Ford	Howard	Nov. 17, 2001	4
139	Darnerian McCants	Norfolk State	Nov. 11, 2000	5
139	Tommie Mims	Howard	Nov. 21, 1998	3
138	Shaheer McBride	Morgan State	Oct. 22, 2005	6
138	Justin Wilson	NC Central	Nov. 3, 2012	12
134	Shaheer McBride	Morgan State	Oct. 21, 2006	8
134	John Taylor	Northeastern	Nov. 12, 1983	5
134	Travis Tarpley	Florida A&M	Sep. 22, 2012	10
132	Albert Horsey	Hampton	Sep. 30, 2000	6
131	Justin Wilson	South Carolina State	Oct. 30, 2010	9
131	Curtis Thomas	Howard	Nov. 19, 1994	7
131	Derrick Neal	Howard	Nov. 20, 1993	9
129	Justin Wilson	North Carolina Central	Nov. 6, 2010	8
129	Shaheer McBride	Howard	Nov. 20, 2004	4
128	Aris Scott	NC Central	Nov. 5, 2016	5
128	Travis Tarpley	NCA&T	Oct. 20, 2012	9
127	John Taylor	Southern (La.)	Nov. 9, 1985	2
123	Darius Jackson	Howard	Nov. 21, 2009	11
123	Tommie Mims	Florida A&M	Oct. 3, 1998	7
122	Derrick Neal	Towson	Oct. 10, 1992	2
122	Albert Horsey	Howard	Nov. 22, 1997	8
121	Milton Williams III	Monmouth	Aug. 30, 2014	6
121	John Taylor	Howard	Nov. 23, 1985	6
119	DeCosta Brown	UMES	Oct. 1, 1977	5
118	Shaheer McBride	No. Carolina Central	Sep. 9, 2004	5
118	Albert Horsey	Bucknell	Sep. 25, 1999	4
118	Bryan Jenkins	No. Carolina Central	Sep. 21, 1996	5
117	Albert Horsey	Elon	Sep. 11, 1999	4
116	Shaheer McBride	So. Illinois	Sep. 25, 2004	8
116	David Jones	No. Carolina A&T	Nov. 5, 1988	6
116	Tommie Mims	Howard	Nov. 20, 1999	5
114	Darnerian McCants	So. Carolina State	Oct. 28, 2000	4
114	Lewis Coleman	Liberty	Nov. 13, 1993	5
113	Shaheer McBride	Bethune-Cookman	Oct. 8, 2005	6
113	Thomas Bolden	No. Carolina Central	Sep. 20, 2003	7
113	Damon Daniels	Lock Haven	Sep. 7, 1996	3
112	Milton Williams III	Delaware	Sep. 7, 2013	10
111	Mason Rutherford	NC Central	Nov. 5, 2016	8
111	Shaheer McBride	Bethune-Cookman	Oct. 4, 2007	5
111	Derrick Neal	Cheyney	Sep. 11, 1993	2
111	John Taylor	Florida A&M	Sep. 17, 1983	5
110	Justin Wilson	Morgan State	Oct. 25, 2012	9
110	Taronn Selby	Howard	Oct. 14, 2017	5
109	Thomas Bolden	Hampton	Oct. 2, 2004	6
109	DaShaun Morris	Norfolk State	Nov. 10, 2001	5
109	Damon Daniels	Florida A&M	Oct. 19, 1996	4
108	Tommie Mims	Hampton	Nov. 14, 1998	4
108	Nyfease West	West Virginia	Sep. 16, 2017	3
107	Milton Williams III	Howard	Nov. 2, 2013	5
107	Darnerian McCants	Liberty	Sep. 23, 2000	7
107	John Taylor	Central State (Ohio)	Oct. 27, 1984	3
107	Kwannah Kollie	NC Central	Oct. 28, 2017	3
105	Milton Williams III	Towson	Sep. 14, 2013	9
105	Albert Horsey	So. Carolina State	Oct. 13, 1999	4
104	Albert Horsey	So. Carolina State	Oct. 28, 2000	6
104	Damon Daniels	Howard	Nov. 23, 1996	5
103	Darnerian McCants	Bucknell	Sep. 25, 1999	2
102	Larrone Moore	Florida A&M	Sep. 11, 2010	5
102	Damon Daniels	Morgan State	Oct. 26, 1996	5
102	Damon Daniels	Norfolk State	Sep. 30, 1995	3
101	Larrone Moore	Howard	Nov. 21, 2009	5
101	Rashod Coleman	Bethune-Cookman	Oct. 9, 2004	4
100	Milton Williams III	NCA&T	Oct. 19, 2013	6
100	Travis Tarpley	SC State	Oct. 13, 2012	7



SHAHEER McBRIDE





PASSING RECORDS

PASSING YARDS (GAME)

YDS	PLAYER	OPP	DATE
430	Bryan Botts	Morgan St.	10/23/04
426	Rahsaan Matthews	FAMU	10/3/98
398	Nick Elko	Morgan St.	10/25/12
379	Cory Murphy	Morgan St.	11/23/13
351	Anthony Glaud	Howard	11/20/10
339	Nick Elko	Norfolk St.	10/8/11
339	Rahsaan Matthews	Norfolk St.	11/11/00
336	Rahsaan Matthews	Bucknell	9/25/99
324	Nick Elko	Howard	11/19/11
319	Nick Elko	NCAT	10/15/11
315	Anthony Glaud	Howard	11/21/09
305	Nick Elko	NCCU	11/3/12

PASSING YARDS (SEASON)

YARDS	PLAYER	ATT-COM	YEAR
2828	Nick Elko	259-412	2012
2609	Rahsaan Matthews	191-404	1998
2386	Rahsaan Matthews	160-327	2000
2307	Cory Murphy	205-369	2013
2175	Anthony Glaud	170-296	2010
2064	Nick Elko	207-362	2011
2013	Rahsaan Matthews	141-308	1999
1980	W. Dennis Jones	124-222	1994
1826	Bryan Botts	143-249	2004
1618	Vashon Winton	153-259	2007
1541	Reggie Brown	116-288	1997

PASSING YARDS (CAREER)

YARDS	PLAYER	ATT-COM	YEARS
8073	Rahsaan Matthews	563-1178	1996-00
5758	Nick Elko	540-911	2009-12
5595	Vashon Winton	520-918	2005-08
3992	Anthony Glaud	344-591	2008-10
3865	W. Dennis Jones	258-487	1992-95
2990	Pat Spencer	157-400	1981-84
2630	Darren Felton	177-407	1987-89
2406	Gilbert Rivera	230-429	2014-16
2399	Erick Jones	129-269	1990-93
2307	Cory Murphy	205-369	2012-13

PASS COMPLETIONS (GAME)

COMPLETIONS	PLAYER	OPP	DATE
37	Bryan Botts (430 yds.)	Morgan St.	10/23/04
35	Nick Elko (305)	NCCU	11/3/12
35	Nick Elko (298)	Delaware	9/8/12
33	Nick Elko (398)	Morgan St.	10/25/12
30	Nick Elko (339)	Norfolk St.	10/8/11
30	Nick Elko (319)	NCAT	10/15/11
30	Nick Elko (286)	Howard	11/17/12
30	Cory Murphy (302)	Delaware	9/7/13
30	Cory Murphy (379)	Morgan St.	11/23/13
28	Nick Elko ((324)	Howard	11/19/11
28	Rahsaan Matthews (426)	FAMU	10/3/98
28	Vashon Winton (245)	Norfolk St.	11/10/07

PASS COMPLETIONS (SEASON)

COMPLETIONS	PLAYER	YDS	YEAR
259	Nick Elko	2,828	2012
207	Nick Elko	2,064	2011
205	Cory Murphy	2,307	2013
191	Rahsaan Matthews	2,609	1998
170	Anthony Glaud	2,175	2010
160	Rahsaan Matthews	2,386	2000
153	Vashon Winton	1,618	2007
143	Bryan Botts	1,826	2004
141	Rahsaan Matthews	2,013	1999
135	Vashon Winton	1,351	2008

PASS COMPLETIONS (career)

COMPLETIONS	PLAYER	YARDS	YEARS
563	Rahsaan Matthews	8,073 yards	1996-00
553	Vashon Winton	6,916	2005-08
540	Nick Elko	5,758	2009-12
344	Anthony Glaud	3,992	2008-10
258	W. Dennis Jones	3,865	1992-95
230	Gilbert Rivera	2,406	230-429
205	Cory Murphy	2,307	2012-13
177	Darren Felton	2,630	1987-89
158	Andre Brown	1,912	1975-78
157	Pat Spencer	2,990	1981-84
146	Kittrell Barnes	1,958	1998-02
143	Bryan Botts	1,826	2004

PASS ATTEMPTS (game)

ATTEMPTS	PLAYER	OPP	DATE
62	Rahsaan Matthews	Florida A&M	10/3/98
56	Bryan Botts	NC Central	11/3/12
53	Rahsaan Matthews	Norfolk St.	9/19/98
53	Cory Murphy	Towson	9/14/13
53	Cory Murphy	Morgan St.	11/23/13
51	Bryan Botts	Morgan St.	10/23/04
50	Nick Elko	NCA&T	10/15/11
50	Nick Elko	Delaware	9/8/12
49	Rahsaan Matthews	NCA&T	11/7/98
49	Nick Elko	Howard	11/17/12
48	Nick Elko	Norfolk St.	10/8/11
46	Nick Elko	Shaw	9/10/11

PASS ATTEMPTS (season)

ATTEMPTS	PLAYER	YARDS	YEAR
412	Nick Elko	2,828	2012
404	Rahsaan Matthews	2,609	1998
369	Cory Murphy	2,307	2013
362	Nick Elko	2,064	2011
327	Rahsaan Matthews	2,386	2000
308	Rahsaan Matthews	2,013	1999
296	Anthony Glaud	2,175	2010
288	Reggie Brown	1,541	1997
259	Vashon Winton	1,618	2007
252	Vashon Winton	1,485	2005
249	Bryan Botts	1,826	2004

PASS ATTEMPTS (career)

ATTEMPTS	PLAYER	YEARS
1,178	Rahsaan Matthews	1996-00
918	Vashon Winton	2005-08
911	Nick Elko	2009-12
591	Anthony Glaud	2008-10
487	W. Dennis Jones	1992-95
457	Andre Brown	1975-78
407	Darren Felton	1987-89
400	Pat Spencer	1981-84

TOUCHDOWN PASSES (game)

No.	Name	Opp	Date
6	Rahsaan Matthews	NCAT	11/4/00
5	Rahsaan Matthews	Liberty	9/23/00
4	by eight players		

TOUCHDOWN PASSES (season)

NO.	PLAYER	YEAR
32	Rahsaan Matthews	2000
16	Rahsaan Matthews	1999
15	Nick Elko	2012
15	Nick Elko	2011
15	Rahsaan Matthews	1998
15	Anthony Glaud	2010
14	Darren Felton	1989
13	W. Dennis Jones	1993
13	Pat Spencer	1983
12	Vashon Winton	2007

TOUCHDOWN PASSES (career)


NO.	PLAYER	YEARS
74	Rahsaan Matthews	1996-00
38	Vashon Winton	2005-08
37	Nick Elko	2009-12
31	W. Dennis Jones	1992-95
27	Pat Spencer	1981-84
22	Anthony Glaud	2008-10
20	Darren Felton	1987-89
19	Kittrell Barnes	1998-02
17	Erick Jones	1990-93
17	Rod Lester	1979-82

PASSING YDS PER GAME (season)

YDS PER GAME	PLAYER	YEAR
257.1	Nick Elko	2012
237.2	Rahsaan Matthews	1998
216.9	Rahsaan Matthews	2000
209.7	Cory Murphy	2013
206.4	Nick Elko	2011
202.9	Bryan Botts	2004
197.7	Anthony Glaud	2010
183.0	Rahsaan Matthews	1999
180.0	W. Dennis Jones	1994

PASSING YDS PER GAME (career)

YDS PER GAME	PLAYER	YEARS
187.7	Rahsaan Matthews (43 games)	1996-00
159.9	Nick Elko (36)	2009-12
142.6	Anthony Glaud (28)	2008-10
128.8	W. Dennis Jones (30)	1994-97
127.2	Vashon Winton (44)	2005-08






PASSING RECORDS

PASSING LEADERS (by year)

YR	NAME	A-C-I	YDS	TD
1970	Jerald Kobasa	88-34-7	433	1
1971	Ray Bias, Sr.	68-24-9	265	1
1972	Ray Bias Sr.	145-64-15	878	4
1973	Ray Bias, Sr.	132-40-14	592	1
1974	No Records			
1975	Andre Brown	165-58-15	698	5
1976	Andre Brown	89-24-9	440	2
1977	Eddie Epps	199-89-4	1228	4
1978	Andre Brown	193-73-16	742	5
1979	Rod Lester	67-26-3	365	1
1980	Samuel Warren	112-38-9	647	7
1981	Patrick Spencer	103-37-9	525	3
1982	Rod Lester	152-59-14	880	10
1983	Patrick Spencer	158-56-15	1148	13
1984	Patrick Spencer	139-64-12	1317	11
1985	Mike Walker	79-42-2	836	6
1986	Jerome Baker	89-42-7	635	4
1987	John Lane	90-35-6	696	2
1988	Darren Felton	149-65-13	1074	6
1989	Darren Felton	235-104-8	1386	14
1990	Curtis Williams	147-71-6	1102	10
1991	Erik Jones	62-23-2	438	5
1992	Erik Jones	135-68-8	1302	8
1993	William D. Jones	86-44-4	647	6
1994	William D. Jones	222-124-6	1980	13
1995	William D. Jones	174-87-9	1211	11
1996	Rahsaan Matthews	139-71-6	1065	11
1997	Reggie Brown	288-116-17	1541	10
1998	Rahsaan Matthews	404-191-16	2609	15
1999	Rahsaan Matthews	308-141-11	2013	16
2000	Rahsaan Matthews	327-160-15	2386	32
2001	Kittrell Barnes	169-75-9	1003	9
2002	Kittrell Barnes	126-65-7	794	6
2003	Keon Frazier	241-117-9	1307	8
2004	Bryan Botts	249-143-9	1826	12
2005	Vashon Winton	252-133-9	1485	8
2006	Vashon Winton	167-99-2	1171	10
2007	Vashon Winton	259-153-6	1618	12
2008	Vashon Winton	240-135-14	1321	8
2009	Anthony Glaud	127-220-7	1294	5
2010	Anthony Glaud	170-296-9	2175	15
2011	Nick Elko	207-362-16	2064	15
2012	Nick Elko	259-412-5	2828	15
2013	Cory Murphy	205-369-14	2307	13
2014	Gilbert Rivera	95-188-10	898	6
2015	Gilbert Rivera	81-154-5	875	3
2016	Daniel Epperson	89-169-12	1021	6
2017	Kennan Black	82-174-11	1169	13
2018	Jack McDaniel	70-145-6	702	5

250-YARD PASSING GAMES

YDS	PLAYER	OPPONENT	DATE
430	Bryan Botts	Morgan State	Oct. 23, 2004
426	Rahsaan Matthews	Florida A&M	Oct. 3, 1998
397	Nick Elko	Morgan State	Oct. 25, 2012
379	Cory Murphy	Morgan State	Nov. 23, 2013
351	Anthony Glaud	Howard	Nov. 20, 2010
339	Rahsaan Matthews	Norfolk State	Nov. 11, 2000
336	Nick Elko	Norfolk State	Oct. 8, 2011
324	Rahsaan Matthews	Bucknell	Sep. 25, 1999
319	Nick Elko	Howard	Nov. 19, 2011
315	Nick Elko	NCA&T	Oct. 15, 2011
305	Anthony Glaud	Howard	Nov. 21, 2009
302	Nick Elko	NC Central	Nov. 3, 2012
298	Cory Murphy	Delaware	Sep. 7, 2013
294	Nick Elko	Delaware	Sep. 8, 2012
293	Rahsaan Matthews	Liberty	Oct. 17, 1998
293	Darren Felton	Morgan State	Oct. 21, 1989
292	Nick Elko	SC State	Oct. 13, 2012
291	Reggie Brown	Buffalo	Sep. 13, 1997
289	Nick Elko	Hampton	Nov. 10, 2012
288	Anthony Glaud	Norfolk State	Nov. 13, 2010
286	Rahsaan Matthews	NCA&T	Nov. 4, 2000
286	Mike Walker	B-Cookman	Oct. 5, 1985
281	Nick Elko	Howard	Nov. 17, 2012
281	Rahsaan Matthews	NCAT	Nov. 7, 1998
279	Rahsaan Matthews	Norfolk State	Sep. 19, 1998
278	Rahsaan Matthews	SC State	Oct. 28, 2000
278	Keon Frazier	Bucknell	Sep. 6, 2003
270	William D. Jones	Florida A&M	Oct. 15, 1994
267	William D. Jones	Howard	Nov. 20, 1993
267	Rahsaan Matthews	Howard	Nov. 18, 2000
261	William D. Jones	NCAT	Nov. 5, 1994
257	Jerome Baker	St. Paul's	Sep. 21, 1985
254	William D. Jones	Liberty	Nov. 13, 1993
253	Rahsaan Matthews	SC State	Oct. 13, 1999
252	Keon Frazier	Morgan State	Oct. 25, 2003
252	Rahsaan Matthews	Howard	Nov. 20, 1999
251	William D. Jones	Morgan State	Oct. 22, 1994
250	Rahsaan Matthews	NCAT	Nov. 6, 1999
250	Bryan Botts	B-Cookman	Oct. 9, 2004



Nick Elko







TOTAL OFFENSE RECORDS

ALL-TIME TOTAL OFFENSE LEADERS (Year-By-Year) (Since 1970)

Year	Name	Plays	Yds.	Avg.
1970	Steve Davis	-	994	--
1971	Norman Hayes	383	--	
1972	Isaac Muns	--	642	--
1973	No Record			
1974	No Record			
1975	John Chisholm	32	352	11.0
1976	Lucious Goodwine	128	503	3.9
1977	Eddie Epps	139	1084	7.8
1978	Decosta Brown	45	499	11.1
1979	Anthony Beamon	162	645	4.0
1980	Johnny Rowe	121	549	4.5
1981	Johnny Rowe	213	1143	5.4
1982	Doug Picott	156	774	5.0
1983	Gene Lake	194	1113	5.7
1984	Gene Lake	244	1759	7.2
1985	John Taylor	51	1044	20.5
1986	Terrance Hoover	218	1228	5.6
1987	Terrance Hoover	210	1249	5.9
1988	Reggie Barnes	233	1437	6.2
1989	Corey Felton	333	1385	4.0
1990	Curtis Williams	228	1356	5.9
1991	Michael Murray	226	1200	5.3
1992	Erik Jones	269	1651	6.1
1993	Phil Anderson	157	1082	6.9
1994	Dennis Jones	251	2034	8.1
1995	Fabian Thorne	240	1296	5.4
1996	Rahsaan Matthews	163	1005	6.2
1997	Reggie Brown	397	1809	4.6
1998	Rahsaan Matthews	496	2561	5.2
1999	Rahsaan Matthews	389	2113	5.4
2000	Rahsaan Matthews	380	2316	6.1
2001	Kittrell Barnes	244	1223	5.0
2002	Drew Blackston	155	840	5.4
2003	Keon Frazier	333	1437	4.3
2004	Bryan Botts	303	1807	6.0
2005	Vashon Winton	326	1520	4.7
2006	Vashon Winton	231	1405	6.1
2007	Vashon Winton	368	1878	5.1
2008	Vashon Winton	367	1807	4.9
2009	Anthony Glaud	280	1381	4.9
2010	Anthony Glaud	389	2242	5.8
2011	Nick Elko	422	1952	5.8
2012	Nick Elko	448	2753	6.1
2013	Cory Murphy	456	2400	5.3
2014	Gilbert Rivera	213	849	4.0
2015	Gilbert Rivera	202	836	4.1
2016	Daniel Epperson	226	1064	4.7
2017	Keenan Black	241	1310	5.4
2018	Jack McDaniels	190	808	7.4

QB Vashon Winton was Delaware State's total offense leader each year from 2005 to '08.





TOTAL OFFENSE/ALL-PURPOSE YARDAGE RECORDS

Total Offense Game

Yards	Name	Date	Opponent	Plays	Avg.
442	Bryan Botts	10/23/04	Morgan State	56	7.9
397	Nick Elko	10/25/12	Morgan State	43	9.2
393	Rahsaan Matthews	10/3/98	Florida A&M	79	4.9
339	Rahsaan Matthews	11/11/00	Norfolk State	55	6.2
336	Gene Lake	11/10/84	Liberty	33	10.2
332	Rahsaan Matthews	11/11/00	Norfolk State	44	7.6
315	Rahsaan Matthews	10/17/98	Liberty	54	5.8
307	Reggie Brown	9/13/97	Buffalo	57	5.4
293	Darren Felton	10/21/89	Morgan State	33	8.9
292	Keon Frazier	9/20/03	NC Central	44	6.6
286	Mike Walker	10/5/85	Bethune-Cookman	16	17.9

Season

Yards	Name	Year	Plays	Gms	Avg/g
2753	Nick Elko	2012	448	11	250.3
2561	Rahsaan Matthews	1998	496	11	232.8
2400	Cory Murphy	2013	456	11	218.2
2316	Rahsaan Matthews	2000	380	11	210.5
2242	Anthony Glaud	2010	389	11	203.8
2113	Rahsaan Matthews	1999	389	11	192.1
2034	Dennis Jones	1994	251	11	184.9
1878	Vashon Winton	2007	368	12	156.5
1809	Reggie Brown	1997	397	11	164.5
1807	Bryan Botts	2004	303	9	200.8
1807	Vashon Winton	2008	367	11	164.3
1759	Gene Lake	1984	244	10	175.9

Career

Yards	Name	Years	Plays	Gms	Avg/g
7995	Rahsaan Matthews	1996-00	1428	43	185.9
6610	Vashon Winton	2005-08	1292	44	150.2
4104	Anthony Glaud	2008-10	511	28	146.6
3904	Pat Spencer	1983-84	637	31	154.1
3846	W. Dennis Jones	1993-95	558	33	116.5
3534	Erik Jones	1990-93	582	31	114.0
3517	Terrence Hoover	1984-87	556	36	97.7
3282	Reggie Barnes	1985-88	569	41	80.0
3123	Gene Lake	1982-84	480	25	131.9
2951	Mike Murray	1988-91	591	38	81.7

All-Purpose Yards

Game





Yards	Name	Date	Opponent	Plays	Avg.
336	Gene Lake	11/10/84	Liberty	33	10.2
255	Fabian Thorne	10/21/95	Morgan State	36	7.1
245	Gene Lake	11/3/84	Howard	27	9.1
251	John Taylor	9/21/85	St. Paul's	8	31.4
245	Kareem Jones	9/1/07	Coastal Carolina	27	9.1
243	Kareem Jones	11/8/08	Winston-Salem State	37	6.6
240	Larrone Moore	10/31/09	at South Carolina St.	22	10.9
240	Phil Anderson	11/12/94	Rhode Island	20	12.0
237	Travis Tarpley	10/25/12	Morgan State	16	14.8
234	Mike Waters	11/19/16	Howard	32	10.2
233	Reggie Barnes	10/15/88	Ark.-Pine Bluff	16	14.6
227	John Taylor	10/8/83	James Madison	6	37.8

Season

Yards	Name	Year	Plays	Gms	Avg/g
1809	Gene Lake	1984	236	10	180.9
1597	Travis Tarpley	2012	121	11	145.2
1516	Phil Anderson	1993	141	11	137.8
1494	Phil Anderson	1994	190	11	135.8
1429	Reggie Barnes	1988	240	10	142.9
1375	John Taylor	1985	82	11	125.0
1373	Fabian Thorne	1995	250	11	124.8
1359	Emmanuel Marc	2006	204	11	123.5
1256	Grayland King	2000	187	11	114.2
1241	Mike Murray	1991	230	11	112.8
1228	Terrence Hoover	1986	218	11	111.6

Career

Yards	Name	Years	Plays	Gms	Avg/g
4651	Travis Tarpley	2009-12	245	43	108.2
4317	Phil Anderson	1991-94	504	41	105.3
4100	Brycen Alleyne	2015-18	579	41	100.0
3773	Terrence Hoover	1984-87	630	36	104.8
3615	Reggie Barnes	1985-88	569	41	88.2
3593	John Taylor	1982-85	191	40	89.8
3299	Gene Lake	1982-84	485	25	131.9
3204	Shaheer McBride	2004-07	225	45	71.2
3105	Mike Murray	1988-91	606	38	81.7
2980	Brycen Alleyne	2015-	410	33	90.3
2788	Albert Horsey	199 7-00	192	43	64.8
2654	Steve Davis	1967-70	-	33	80.4
2574	Grayland King	1997-00	453	44	58.5





SCORING & KICKING RECORDS

Most Points – game

36	Gene Lake (6td)	vs. Howard	11/3/84
32	Darnerian McCants (5td/2xp)	Liberty	9/23/00
30	Walter Tullis (5td)	William Paterson	9/14/75
30	Darnerian McCants (5td)	North Carolina A&T	11/4/00

Most Points – season

120	Gene Lake	20td	1984
116	Darnerian McCants	19td/2xp	2000
92	John Taylor	15td/2xp	1985
90	Phil Anderson	15td	1993
80	John Taylor	13td/2xp	1982
80	Peter Gaertner	19fg/23xp	2007
78	Fabian Thorne	13td	1994
72	Steve Davis	12td	1970
72	Terrence Hoover	12td	1987
72	Fabian Thorne	12td	1995
72	Maurice Foster	12td	2001
72	Emmanuel Marc	12td	2006

Most Points – career

256	John Taylor	42td/4xp	1982-85
254	David Parkinson	40fg/134xp	1985-88
230	Phil Anderson	38td/2xp	1991-94
210	Gene Lake	35td	1982-84
209	Jon Jensen	28fg/125xp	1991-94
198	Shaheer McBride	33td	2004-07
197	Peter Gaertner	38fg/68xp	2004-07
166	Darnerian McCants	27td/4xp	1997-00
156	Terrence Hoover	26td	1984-87
150	Vashon Winton	25td	2005-08
150	Fabian Thorne	25td	1994-95

Most Touchdowns Game

6	Gene Lake	Howard	1984
5	Walter Tullis	W. Patterson	1975
5	Darnerian McCants	Liberty	2000
5	Darnerian McCants	NCA&T	2000

Season

20	Gene Lake	1984
19	Darnerian McCants	2000
15	John Taylor	1985
15	Phil Anderson	1993

Career

42	John Taylor	1982-85
38	Phil Anderson	1991-94
34	Gene Lake	1982-84
33	Shaheer McBride	2004-07

Most Field Goals Game

4	Peter Gaertner	Morgan State	2007
4	Peter Gaertner	Florida A&M	2005
3	Riley Flickinger	Norfolk State	2009
3	Riley Flickinger	Howard	2009

Season

19	Peter Gaertner	2007
16	Peter Gaertner	2005
13	David Parkinson	1986
11	Riley Flickinger	2009
11	David Parkinson	1987
10	Riley Flickinger	2008
10	Jon Jensen	1991
10	Andrew Johnson	1988
9	Dave Parkinson	1988

Career

43	Peter Gaertner	2004-07
40	David Parkinson	1985-88
39	Riley Flickinger	2007-09
28	Jon Jensen	1991-94
14	Matt Stehman	1989-90
11	Evertett Morgan	1982-84
10	Aaron Quinn	1998-00
10	Andrew Johnson	1977

Longest Field Goals

54	Jared Keating	Norfolk St.	2003
52	Dave Parkinson	BCU	1988
49	Josh Brite	Morgan St.	2006
49	Zach Bussey	Morgan St.	2003
49	Jose Romo-Martinez	NCA&T	2018
48	Josh Brite	Morgan St.	2006
48	Josh Brite	NW State	2006
47	Andre Johnson	-	1977
46	Peter Gaertner	Millersville	2005
46	Dave Parkinson	Jackson St.	1986
45	Peter Gaertner	Morgan St.	2007
45	Peter Gaertner	NCA&T	2007
45	Peter Gaertner	Florida A&M	2005
45	Dave Parkinson	Morgan St.	1987

MOST EXTRA POINTS—Game

10	Everett Morgan	Bowie St.	1984
9	Josh Brite	St. Francis	2006
9	Josh Brite	Concord	2006

Season


46	Everett Morgan	1984
42	Dave Parkinson	1985
39	Everett Morgan	1983
38	Aaron Quinn	2000
38	Dave Parkinson	1987
36	Jon Jensen	1993
35	Josh Brite	2006
33	Edward Suarez	2001
32	Jon Jensen	1994
29	Jon Jensen	1992

Career

134	Dave Parkinson	1985-88
125	Jon Jensen	1991-94
106	Everett Morgan	1982-85
77	Aaron Quinn	1999-00
64	Peter Gaertner	2004-07
43	Riley Flickinger	2007-09



Peter Gaertner







ALL-TIME SCORING LEADERS (Year-By-Year) (Since 1970)

YEAR	NAME	TD	FG	XP	TP
1970	Steve Davis	12	0	0	72
1971	Walter Tullis	2	0	0	12
1972	Isaac Muns	5	0	0	30
1973	No Record				
1974	No Record				
1975	John Chisolm	4	0	0	24
1976	Ralph Kimmerlin	5	0	0	30
1977	Anthony Beamon	7	0	0	42
1978	Anthony Bemon	3	0	0	18
	Decosto Brown	3	0	0	18
1979	Anthony Beamon	5	0	2	32
1980	Greg Lee	5	0	0	30
1981	Johnny Rowe	6	0	0	36
1982	Doug Picott	6	0	0	36
1983	John Taylor	13	0	1	80
1984	Gene Lake	20	0	0	120
1985	John Taylor	15	0	1	92
1986	Dave Parkinson	0	13	26	65
1987	Terrance Hoover	12	0	0	72
1988	Reggie Barnes	6	0	0	36
1989	Matt Stehman	0	7	23	44
1990	W. Dennis Jones	9	0	2	58
1991	Jon Jensen	0	10	28	58
1992	Dakiel Shorts	11	0	0	66
1993	Phil Anderson	15	0	0	90
1994	Fabian Thorne	13	0	0	78
1995	Fabian Thorne	12	0	0	72
1996	Damon Daniels	8	0	0	48
1997	Clay Perry	8	0	0	48
1998	Tommie Mims	9	0	0	54
1999	Albert Horsey	8	0	0	48
2000	Darnerian McCants	19	0	1	116
2001	Maurice Foster	12	0	0	72
2002	DaShaun Morris	8	0	0	48
2003	Thomas Bolden	5	0	0	30
2004	Shaheer McBride	7	0	0	42
2005	Peter Gaertner	0	16	23	71
2006	Emmanuel Marc	12	0	0	72
2007	Peter Gaertner	0	19	23	80
2008	Vashon Winton	10	0	0	60
2009	Riley Flickinger	0	11	19	52
2010	Justin Wilson	11	0	0	66
2011	Justin Wilson	6	0	0	36
2012	Mitchell Ward	0	12	28	64
2013	Mitchell Ward	0	5	16	31
2014	Milton Williams III	5	0	0	30
2015	Brycen Alleyne	5	0	0	30
2016t	Mike Waters	5	-	-	30
2016t	Wisdom Nzidee	-	4	18	30
2017	Trey Gross	7	-	-	42
2018	Jose Romo-Martinez		8	20	44

ALL-TIME KICKING LEADERS (Year-By-Year) (Since 1970)

Year	Name	Made	Att.
1970	Dwight Boney	1	4
1971	Dwight Boney	2	4
1972	No Field Goals Converted		
1973	No Records		
1974	No Records		
1975	Dave Ananou	2	5
1976	Gregory Lee	6	--
1977	Andrew Johnson	10	24
1978	Baron Harmon	3	5
1979	Henry Thomas	2	6
1980	No Field Goals Converted		
1981	Bobby Swoope	1	--
	Steve Holiday	1	--
1982	Everett Morgan	4	--
1983	Everett Morgan	5	7
1984	Everett Morgan	3	--
1985	Dave Parkinson	7	13
1986	Dave Parkinson	13	24
1987	Dave Parkinson	11	23
1988	Dave Parkinson	9	17
1989	Matthew Stehman	7	10
1990	Matthew Stehman	7	15
1991	Jon Jensen	10	18
1992	Jon Jensen	6	8
1993	Jon Jensen	5	8
1994	Jon Jensen	7	12
1995	Bill Malashevich	2	4
1996	Teddy Johnson	4	6
1997	Teddy Johnson	4	9
1998	Aaron Quinn	1	3
1999	Aaron Quinn	5	9
2000	Aaron Quinn	4	7
2001	Edward Suarez	8	15
2002	Zach Bussey	4	9
2003	Jared Keating	3	4
2004	Peter Gaertner	6	11
2005	Peter Gaertner	16	21
2006	Josh Brite	8	12
2007	Peter Gaertner	19	25
2008	Riley Flickinger	10	20
2009	Riley Flickinger	11	18
2010	Mario Diaz-Aviles	4	7
2011	Mitchell Ward	4	8
2012	Mitchell Ward	12	19
2013	Mitchell Ward	5	8
2014	Mitchell Ward	4	8
2015	Wisdom Nzidee	2	6
2016	Wisdom Nzidee	4	7
2017	Wisdom Nzidee	8	10
2018	Jose Romo-Martinez	8	11







Justin Wilson



Mitchell Ward





PUNTING RECORDS

PUNTING AVERAGE (SEASON)

Avg. Name	No.-Yds.	Year
44.8 Fidel Romo-Martinez	72-3,224	2017
44.2 Erik Contos	65-2,873	2005
40.7 Dave Parkinson	39-1,586	1988
40.3 Zach Bussey	69-2,782	2003
40.0 Fidel Romo-Martinez	70-2,803	2016
39.6 Chuck Poplos	55-2,178	1992
39.2 Nick Lochner	54-2,118	2008
39.1 Nick Lochner	52-2,032	2009
38.9 Chuck Poplos	56-2,180	1991

LONGEST PUNTS

- 77, Josh Brite, vs. Winston-Salem State (11/2/07)
- 76, Jeremiah McGeough, vs. Morgan State (10/3/15)

PUNTING AVERAGE (CAREER)- minimum 80 punts

Avg. Name	No.-Yds.	Years
44.9 Jimmie Strong	1962-65	
42.4 Fidel Romo-Martinez	142-6,027	2016 -
39.9 Eric Contos	128-5,107	2004-05
39.2 Nick Lockner	106-4,150	2008-09
39.0 Chuck Poplos	187-7,284	1991-94
38.7 Zach Bussey	133-5,143	2002-03
38.7 John Lane	98-3,789	1986-87
38.0 Marco Kano	215-8,176	2010-13
37.6 Phillip Jackson	142-5,332	1977-78
37.0 David Wheeler	120-7,777	1982-85
36.2 Darren Tucker	88-3,185	1989-90

PUNTING YARDS (SEASON)

Yds. Name	No.	Yr.
3,224 Fidel Romo-Martinez	72	2017
2,998 Marco Kano	78	2011
2,877 Phillip Jackson	73	1978
2,876 Erik Contos	65	2004
2,803 Fidel Romo-Martinez	70	2016
2,782 Zach Bussey	69	2002
2,560 Darren Tucker	71	1989
2,528 David Wheeler	69	1982
2,455 Phillip Jackson	69	1977

PUNTING YARDS (CAREER)

Yds. Name	No.	Yrs.
8,176 Marco Kano	216	2010-13
7,777 David Wheeler	210	1982-85
7,284 Chuck Poplos	187	1991-94
6,022 Fidel Romo-Martinez	142	2016-
5,332 Phillip Jackson	142	1977-78
5,143 Zach Bussey	133	2002-03
5,107 Erik Contos	128	2004-05
4,150 Nick Lochner	106	2008-09
4,139 Dennis Layton	124	1975-76
3,789 John Lane	98	1986-87

PUNTING ATTEMPTS (SEASON)

No. Name	Yds.	Yr.
78 Marco Kano	2,998	2011
73 Phillip Jackson	2,977	1978
72 Fidel Romo-Martinez	3,224	2017
71 Darren Tucker	2,560	1989
70 Fidel Romo-Martinez	2,803	2016
69 Zach Bussey	2,782	2003
69 David Wheeler	2,528	1982
69 Phillip Jackson	2,455	1977
68 Dennis Layton	2,238	1975
65 Josh Brite	2,404	2007
65 Erik Contos	2,876	2005

PUNTING ATTEMPTS (CAREER)

No. Name	Yds.	Yrs.
215 Marco Kano	8,176	2010-13
210 David Wheeler	7,777	1982-85
187 Chuck Poplos	7,284	1991-94
142 Fidel Romo-Martinez	6,022	2016-
142 Phillip Jackson	5,332	1997-98
133 Zach Bussey	5,143	2002-03
128 Erik Contos	5,107	2004-05
124 David Layton	4,139	1975-76
119 Josh Brite	3,484	2006-07
111 Richard Jackson	3,375	1971-72

PUNTING LEADERS (YEAR-BY-YEAR)

Year Name	No.	Avg.
1970 Pedro Swann	42	34.9
1971 Richard Jackson	53	31.5
1972 Richard Jackson	58	29.0
1973 No Record		
1974 No Record		
1975 Dennis Layton	68	32.9
1976 Dennis Layton	56	33.9
1977 Phillip Jackson	69	35.6
1978 Phillip Jackson	73	39.4
1979 Henry Thomas	48	33.9
1980 Baron Harmon	28	33.1
1981 Bret Weber	38	36.2
1982 David Wheeler	69	36.6
1983 David Wheeler	56	35.9
1984 David Wheeler	31	38.6
1985 David Wheeler	54	37.8
1986 John Lane	54	38.8
1987 John Lane	44	38.5
1988 Dave Parkinson	39	40.7
1989 Darren Tucker	71	36.1
1990 Darren Tucker	17	36.8
1991 Chuck Poplos	56	38.9
1992 Chuck Poplos	55	39.6
1993 Chuck Poplos	35	38.3
1994 Chuck Poplos	41	38.7
1995 Bill Malashevich	61	33.8
1996 David Moffett	32	34.3
1997 Teddy Johnson	47	34.6
1998 Teddy Johnson	51	36.5
1999 Jon Shaddow	55	35.2
2000 Aaron Quinn	49	37.9
2001 Edward Suarez	61	33.1
2002 Zach Bussey	64	36.9
2003 Zach Bussey	69	40.3
2004 Erik Contos	63	35.4
2005 Erik Contos	65	44.2
2006 Josh Brite	54	34.8
2007 Josh Brite	65	37.0
2008 Nick Lochner	54	39.2
2009 Nick Lochner	52	39.1
2010 Marco Kano	30	38.7
2011 Marco Kano	78	38.4
2012 Marco Kano	42	39.4
2013 Marco Kano	65	36.3
2014 Jeremiah McGeough	88	39.4
2015 Jeremiah McGeough	59	40.0
2016 Fidel Romo-Martinez	70	40.0
2017 Fidel Romo-Martinez	72	44.8
2018 Jose Romo-Martinez	27	41.8



Marco Kano



RETURN RECORDS

PUNT RETURN YARDS (SEASON)

No.	Name	Ret.	Year
378	Brian Randall	29	1992
368	Tim Egerton	16	1988
346	Tim Egerton	24	1987
262	Deon Rheubottom	18	2004
255	John Taylor	17	1984
252	Deon Rheubottom	25	2005
237	Tim Egerton	19	1989
221	Brandon Hudson	19	2006
211	Pedro Swann	19	1970
205	Brian Randall	21	1991

PUNT RETURN YARDS (CAREER)

No.	Name	Ret.	Years
951	Tim Egerton	59	1985-89
894	Brian Randall	80	1990-93
625	Deon Rheubottom	54	2002-05
576	John Taylor	48	1982-85
461	Brandon Hudson	42	2006-08
447	Eldridge Comer	42	1981-85
425	Phil Anderson	33	1991-94
292	DaShane Dennis	33	1998-01
242	Walter Samuels	26	1980-81
235	Thalamus Trammel	20	1994-96

PUNT RETURNS (SEASON)

No.	Name	YDS	Year
29	Brian Randall	378	1992
26	Andrew Johnson	187	1977
25	Deon Rheubottom	252	2005
24	Tim Egerton	346	1987
21	Brian Randall	205	1991
19	Brandon Hudson	221	2006
19	Omar Parker	140	1997
19	Phil Anderson	193	1994
19	Tim Egerton	237	1989
19	Pedro Swann	211	1970

PUNT RETURNS (CAREER)

No.	Name	YDS	Years
80	Brian Randall	894	1990-93
59	Tim Egerton	951	1985-89
54	Deon Rheubottom	625	2002-05
48	John Taylor	576	1982-85
42	Eldridge Comer	447	1981-85
41	Brandon Hudson	461	2006-08
33	Phil Anderson	425	1991-94
33	DaShane Dennis	292	1998-01
26	Walter Samuels	242	1980-81
26	Andrew Johnson	187	1975-77

PUNT RETURN TDs (SEASON)

No.	Name	Year
3	Tim Egerton	1988
2	Josh Pope	2006
2	Deon Rheubottom	2004
2	Brian Randall	1992
2	Tim Egerton	1987
2	John Taylor	1984
2	John Taylor	1983

PUNT RETURN TDs (CAREER)

No.	Name	Years
5	Tim Egerton	1985-88
4	John Taylor	1982-85
3	Brian Randall	1990-93
2	Josh Pope	2005-08
2	Deon Rheubottom	2002-05

LONGEST PUNT RETURN

Yds	Name	Opp	Date
95	Clarence Weathers	Salisbury St.	9/6/80
90	Teddy Richardson	-	1972
79	Tim Egerton	N.C. A&T	11/7/87
76	Brian Randall	Morgan St.	10/26/91
76	Tim Egerton	Morgan St.	10/22/88
75	Warren Samuels	Beth-Cook	11/3/79
73	Deon Rheubottom	Howard	11/20/04
73	John Taylor	Howard	11/19/83
68	John Taylor	J Madison	10/8/83
67	Tim Egerton	Morgan St.	10/22/88

KICKOFF RETURN YARDS (SEASON)

Yds	Name	No	Year
855	DaShane Dennis	39	2000
758	Clarence Weathers	37	1980
751	DaShane Dennis	29	1999
708	DaShaun Morris	25	2002
678	Travis Tarpley	33	2011
633	Emmanuel Marc	29	2005
604	James Lee	28	1986
568	Brycen Alleyne	26	2017
522	Larrone Moore	15	2010
520	Freddie Middlebrooks	26	2003

KICKOFF RETURN YARDS (CAREER)

Yds	Name	No	Year
2,224	DaShane Dennis	96	1998-01
1,836	Brycen Alleyne	81	2015-18
1,113	Larrone Moore	39	2008-10
975	Barry Mitchell	58	1997-00
949	Travis Tarpley	97	2008-10
888	DaShaun Morris	34	2001-02
842	Freddie Middlebrooks	43	2002-05
758	Clarence Weathers	37	1980
705	Thalamus Trammel	35	1994-96
635	Emmanuel Marc	30	2005-06
631	Shahn Mitchell	32	1990-92

KICKOFF RETURNS (SEASON)

No	Name	Yds	Year
39	DaShane Dennis	855	2000
37	Clarence Weathers	758	1980
33	Travis Tarpley	678	2011
29	Emmanuel Marc	633	2005
29	DaShane Dennis	751	1999
29	Barry Mitchell	487	1998
28	Jeremy Biandudi	506	2004
28	James Lee	604	1986
26	Bryson Alleyne	568	2017
26	Freddie Middlebrooks	520	2003
26	Barry Mitchell	487	1997

KICKOFF RETURNS (CAREER)

No	Name	Yds	Years
97	Travis Tarpley	2,113	2009-12
96	DaShane Dennis	2,224	1998-01
69	Brycen Alleyne	1,499	2015-
58	Barry Mitchell	975	1997-00
43	Freddie Middlebrooks	842	2002-05
39	Larrone Moore	1,113	2008-10
37	Clarence Weathers	758	1980
35	Thalamus Trammel	705	1994-96
34	DaShaun Morris	888	2001-02
34	Donald Jackson-Bey	620	1995-96
32	Shahn Mitchell	631	1990-92

KICKOFF RETURN TDs (SEASON)





No	Name	Year
3	DaShaun Morris	2002
2	Larrone Moore	2010
1	By nine players	

KICKOFF RETURN TDs (CAREER)

No	Name	Years
3	Larrone Moore	2008-10
3	DaShaun Morris	2001-02
2	DaShane Dennis	1999-01

LONGEST KICKOFF RETURN

No	Name	Opp.	Date/Yr
100	Clarence Weathers	Central State	11/15/80
97	DaShane Dennis	Liberty	9/22/01
92	DaShaun Morris	Bucknell	9/8/02
90	Larrone Moore	Southern	9/5/10
90	Larrone Moore	S.C. State	10/31/09
89	DaShane Dennis	Morgan St	9/18/99
89	Johnny Rowe	Eastern Ill.	11/21/81
85	DaShaun Morris	Savannah St	9/7/02
85	DaShaun Morris	Morris Brown	8/31/02
85	Pat Casey	Ark.-Pine Bluff	1987
85	Andre Dixon		1976










PUNT RETURN LEADERS (BY YEAR)

Year	Name	No.	Yds.	Avg.
1970	Pedro Swann	19	211	11.1
1971	Nate Dancy	7	92	13.1
1972	Ted Richardson	7	166	23.7
1973		No Record		
1974		No Record		
1975	Andre Dixon	13	145	11.1
1976	Andre Dixon	13	94	7.2
1977	Donald Johnson	26	187	7.2
1978	Baron Harmon	6	25	4.2
1979	Walter Samuels	9	150	16.7
1980	Clarence Weathers	7	121	17.3
1981	Walter Samuels	17	92	5.4
1982	Eldridge Comer	11	76	6.9
1983	Eldridge Comer	13	138	10.6
1984	John Taylor	17	255	15.0
1985	John Taylor	18	99	5.5
1986	James Lee	18	114	6.3
1987	Tim Egerton	24	336	14.0
1988	Tim Egerton	16	368	23.0
1989	Tim Egerton	19	237	12.5
1990	Brian Randall	15	168	11.2
1991	Brian Randall	21	205	9.8
1992	Brian Randall	29	378	13.0
1993	Brian Randall	15	143	9.5
1994	Phil Anderson	19	193	10.2
1995	Thalamus Trammel	12	168	14.0
1996	Thalamus Trammel	8	67	8.4
1997	Omar Parker	19	140	7.4
1998	Omar Jackson	6	58	9.7
1999	Tommie Mims	14	107	7.6
2000	DaShane Dennis	15	133	8.9
2001	Jonathan Williams	9	40	4.4
2002	DaShaun Morris	16	161	10.1
2003	Freddie Middlebrooks	12	83	6.9
2004	Deon Rheubottom	18	262	14.6
2005	Deon Rheubottom	25	252	10.1
2006	Brandon Hudson	19	221	11.6
2007	Shaheer McBride	17	222	7.2
2008	Brandon Hudson	13	112	8.6
2009	Zacharri Charles	8	63	7.9
2010	Travis Tarpley	8	73	9.1
2011	Travis Tarpley	8	56	7.0
2012	Travis Tarpley	10	53	5.3
2013	Malik Golson	3	11	3.7
2014	Malik Golson	9	81	9.0
2015	Malik Golson	8	62	7.8
2016	Mason Rutherford	9	12	1.3
2017	Fatu Sua-Godinot	12	71	5.9
2018	Brycen Alleyne	8	54	6.8

KICKOFF RETURN LEADERS (BY YEAR)

Year	Name	No.	Yds.	Avg.
1970	Steve Davis	6	63	10.5
1971	Nate Dancy	17	306	18.0
1972	Walter Tullis	6	161	26.8
1973		No Record		
1974		No Record		
1975	David Griffin	12	227	18.9
1976	Jerome Carter	15	275	18.3
1977	Donald Johnson	12	198	16.5
1978	Angelo Harris	12	225	18.8
1979	Walter Samuels	16	296	18.5
1980	Clarence Weathers	37	758	20.5
1981	John Rowe	8	227	28.4
1982	Tim Lankford	14	270	19.3
1983	Eldridge Comer	16	267	16.7
1984	Tim Lankford	10	165	16.5
1985	John Taylor	13	232	17.8
1986	James Lee	28	604	21.6
1987	John Stone	15	303	20.2
1988	Michael Riddick	10	239	23.9
1989	Robert Bethea	16	272	17.0
1990	Kyen Hill	16	310	19.4
1991	Phil Anderson	13	229	17.6
1992	Shahn Mitchell	26	474	18.2
1993	Craig McLaurin	23	423	18.4
1994	Reggie Brown	14	256	18.3
1995	Thalamus Trammel	16	375	23.4
1996	Thalamus Trammel	19	330	17.4
1997	Barry Mitchell	26	459	17.7
1998	Barry Mitchell	29	287	16.8
1999	DaShane Dennis	29	51	25.0
2000	DaShane Dennis	39	855	21.9
2001	DaShane Dennis	18	416	23.1
2002	DaShaun Morris	25	708	28.3
2003	Freddie Middlebrooks	26	520	20.0
2004	Jeremy Biandudi	28	506	18.1
2005	Emmanuel Marc	29	633	21.8
2006	Kadafi Tunisi	15	408	27.2
2007	Larone Moore	21	431	20.5
2008	Zacharri Charles	16	332	20.8
2009	Travis Tarpley	18	474	26.3
	Larone Moore	18	460	25.6
2010	Travis Tarpley	21	754	22.6
2011	Travis Tarpley	33	678	20.5
2012	Travis Tarpley	25	486	19.4
2013	Aris Scott	16	283	17.7
2014	Aris Scott	13	289	22.2
2015	Brycen Alleyne	19	481	25.3
2016	Brycen Alleyne	24	450	18.8
2017	Brycen Alleyne	26	568	21.8
2018	Kwannah Kollie	16	372	23.2





DEFENSIVE RECORDS

Total Tackles – game

No.	Name	Opp
23	Craig Parsley	Howard (11/18/89)
20	Russell Reeves	Delaware (11/23/07)
19	James Thornton	NCA&T (10/17/81)
16	Andre Carroll	NCAT (10/16/10)
16	Russell Reeves	SC State (10/28/06)
16	Sam Smith	Beth-Cook (10/9/04)
16	Justin Mitchell	NCAT (11/9/02)
16	Davon Moore	NCA&T (10/18/14)

Total Tackles – season

No.	Name	UT/AT
159	Stephen Coleman	73/86 (1972)
158	Greg Wright	91/67 (1978)
156	Clarence Pritchett	71/85 (1972)
139	Greg Wright	48/91 (1979)
133	Anthony Sharpe	28/105 (1981)
130	Bruce Davis	53/77 (1991)
126	Odell Jones	60/66 (1987)
123	Mike Colbert	28/95 (1982)
121	Lloyd Badson	61/60 (1995)
119	Lloyd Badson	52/67 (1993)

Total Tackles – Career

No.	Name	UT/AT
350	Anthony Sharpe	75/275 (1979-82)
316	Lloyd Badson	134/82 (1992-95)
304	Russell Reeves	140/164 (2004-07)
297	Greg Wright	139/158 (1978-79)
234	Ronnie Wilkerson	132/102 (1993-96)
234	Robert Presbury	96/138 (1984-87)
233	Brian Cavicante	125/108 (2016 -)
233	Craig Parsley	140/164 (1987-90)
220	Derek Andrews	80/140 (1984-87)
216	Daniel Coppedge	67/139 (1982-85)
212	Timothy King	76/134 (1978-81)

Quarterback Sacks—Game

5	Leroy Thompson	NCA&T (11/9/91)
4	James Thornton	NCA&T (10/17/81)
4	Ato Polk	NCA&T (11/8/99)
4	Sam Smith	Florida A&M (9/3/05)

Quarterback Sacks—Season

16	Leroy Thompson	1991
14	Malcolm Showell	1989
13.5	Sam Smith	2005
13	Anthony Sharpe	1981
12	Robert Presbury	1987
11	Leroy Thompson	1992
11	Robert Presbury	1986
11	James Thornton	1981
10	Jason Winfield	1991
9.5	Malcolm Showell	1988

Quarterback Sacks—Career

31	Robert Presbury	1984-87
30.5	Malcolm Showell	1987-90
30	Leroy Thompson	1990-92
21.5	Anthony Sharpe	1979-82
20	Sam Smith	2004-05
19	Uhuru Hamiter	1992-94
17	Cedric Jones	1994-97
17	Joe Lane	1981-84
16.5	Dan Candeloro	1983-86
15.5	Zachary Dunn	1998-01

Interceptions—Game

4	Bertram Chew	NCA&T (9/7/85)
3	Victor Hefflin	Va. State (10/25/82)
3	Brian Randall	Towson (10/10/92)
3	DaShane Dennis	Howard (11/17/01)
3	Deon Rheubottom	Morris Brown (8/3/02)

Interceptions—Season

14	Luther Howard	1972
12	Jimmie Strong	1965
8	Bertram Chew	1985
8	Victor Hefflin	1982
7	Reggie Johnson	1988
6	Deon Rheubottom	2001
6	Brian Randall	1992
6	Brian Randall	1991
6	Brian Randall	1990
6	Joe Burton	1985
6	Phillip Howard	1977
6	Andre Dixon	1975

Interceptions—Career

31	Jimmie Strong	1962-65
21	Brian Randall	1990-93
19	Joe Burton	1983-86
14	Reggie Johnson	1986-89
14	Timothy King	1978-81
14	Luther Howard	1970-72
12	Bertram Chew	1982-85
10	Deon Rheubottom	2001-04
10	Victor Hefflin	1980-82

Interception Return Yards—Season

175	Davon Moore	4 int. (2012)
139	Brian Randall	6 int. (1991)
127	Eric Wainwright	5 int. (1987)
124	Joe Burton	5 int. (1984)
123	Brian Randall	6 int. (1990)
114	Thomas Douglas	3 int. (1978)
114	Andre Dixon	6 int. (1977)
98	Tom Kelly	4 int. (1981)
97	Bill Alston	3 int. (1982)
92	Jerome Strums	4 int. (2009)
92	Walter Tullis	2 int. (1975)

Interception Return Yards – Career

367	Brian Randall	21 int. (1990-93)
248	Joe Burton	19 int. (1983-86)
210	Deon Rheubottom	10 int. (2002-05)
189	Eric Wainwright	7 int. (1987-88)
175	Davon Moore	4 int. (2011-14)
153	Russell Reeves	6 int. (2003-07)
118	Jerome Strums	7 int. (2008-09)
114	Thomas Douglas	3 int. (1975-78)
114	Andre Dixon	6 int. (1973-77)

Int. for Touchdown—Season

2	Russell Reeves	2006
2	Brian Randall	1991
2	Eric Dines	1987
2	Eric Wainwright	1987
2	Walter Tullis	1972
1	by 29 players	

Int. for Touchdown—Career

3	Russell Reeves	2003-07
3	Eric Wainwright	1987-88
3	Walter Tullis	1972-95
2	Brian Randall	1990-93
2	Eric Dines	1986-87

Longest Int. return

92	Joe Burton	Bowie St.	10/13/84
88	Bill Alston	Liberty	11/20/82
86	Akeem Green	NCA&T	10/13/07
85	Jermond Colston	NCA&T	10/20/12
79	Nick Williams	Howard	11/17/12
75	Tom Kelly	Central St.	11/14/81
71	Jerome Strums	Delaware	9/19/08
70	Davon Moore	Norfolk St.	10/6/12
65	Walter Tullis	Wm. Pat.	9/13/75
64	Eric Wainwright	Akron	10/17/87

Fumble Return Yds.—Season

117	DaShane Dennis	2FR	1999
100	Akeem Green	1FR	2007
100	Stephen Brown	2FR	2001

Fumble Return Yds.—Career

120	Justin Mitchell	12FR	2001-03
117	DaShane Dennis	6FR	1999-01
100	Akeem Green	3FR	2004-07
100	Stephen Brown	3FR	1999-02

Fumble Recoveries—Season

6	Justin Mitchell	2001
6	Donald Robinson	1976
5	Alex Perry	2014
5	James Thornton	1981
4	by eight players	
3	by 14 players	

Fumble Recoveries—Career

12	Justin Mitchell	2001-03
6	Alphonso Tyler	1990-91
6	DaShane Dennis	1999-01
5	Brandon Yarber	1999-02
5	Joshua Smith	1996-99

Fumble Return for TD—Season

2	Stephen Brown	2001
---	---------------	------

Fumble Return for TD—Career


3	Justin Mitchell	2001-03
2	Stephen Brown	1999-02

Longest Fumble Returns

100	Akeem Green	Morgan St.	10/20/07
95	Brian Randall	Morgan St.	10/24/92
75	Justin Mitchell	Hampton	10/5/02
75	Stephen Brown	Morgan St.	10/20/01
72	Terrick Colston	Kent St.	9/5/15
68	DaShane Dennis	Morgn St.	10/23/99



Russell Reeves





DEFENSIVE RECORDS

ALL-TIME TACKLE LEADERS (BY YEAR) (Since 1970)

Year	Name	Tackles
1970	Glenn James	109
1971	No Record	
1972	Stephen Coleman	159
1973	No Record	
1974	No Record	
1975	No Record	
1976	No Record	
1977	No Record	
1978	Greg Wright	158
1979	Greg Wright	139
1980	Timothy King	104
1981	Anthony Sharpe	133
1982	Mike Colbert	123
1983	Bertram Chew	75
1984	Daniel Coppedge	98
1985	Daniel Coppedge	81
1986	Robert Presbury	91
1987	Derek Andrews	103
1988	Marvin Bright	89
1989	Craig Parsley	104
1990	Craig Parsley	62
1991	Bruce Davis	130
1992	LeRoy Thompson	89
1993	Lloyd Badson	119
1994	Antoine Morris	82
1995	Lloyd Badson	121
1996	Ronnie Wilkerson	101
1997	Jamal Perkins	72
1998	Zach Harden	69
1999	Dante Jones	74
2000	Rick Mason	93
2001	Justin Mitchell	51
2002	Justin Mitchell	65
2003	Justin Mitchell	74
2004	Sam Smith	104
2005	Sam Smith	75
2006	Russell Reeves	79
2007	Russell Reeves	92
2008	Kevin Conner	95
2009	Andre Carroll	56
2010	Andre Carroll	96
2011	Quentin Ferguson	106
2012	Davon Moore	97
2013	Terrick Colston	83
2014	Davon Moore	91
2015	Malik Harris	104
2016	Malik Harris	82
2017	Jahad Niebauer	78
2018	Brian Cavicante	89

ALL-TIME SACK LEADERS (BY YEAR) (Since 1970)

Year	Name	Sacks
1979	Donald Robinson	8.0
1980	Calvin Mason	1.0
	Ricky Mason	1.0
	Jonathan Anderson	1.0
	Kevin Williams	1.0
1981	Anthony Sharpe	13.0
1982	Anthony Sharpe	6.5
	Derrick Thompson	6.5
1983	Joe Lane	6.0
1984	Dan Candellero	6.5
1985	Robert Presbury	8.0
1986	Robert Presbury	11.0
1987	Robert Presbury	12.0
1988	Malcolm Showell	9.5
1989	Malcolm Showell	14.0
1990	Malcolm Showell	5.0
1991	LeRoy Thompson	16.0
1992	LeRoy Thompson	11.0
1993	Uhuru Hamiter	6.0
1994	Uhuru Hamiter	9.0
1995	Ernest Shockley	5.0
1996	Cedric Jones	5.0
1997	Cedric Jones	7.0
1998	Zach Haden	3.0
	Wayne Stackhouse	3.0
1999	Ato Polk	7.0
	Zachary Dunn	7.0
2000	Brandon Yarber	7.0
2001	Justin Mitchell	6.5
2002	Justin Mitchell	4.5
2003	Tyrone Greenwood	5.0
2004	Sam Smith	6.5
2005	Sam Smith	13.5
2006	Kelly Rouse	3.5
2007	Russell Reeves	5.0
2008	Joe Mendes	3.5
	Andre Carroll	2.5
2010	Andre Carroll	4.0
2011	Darrell Brown	3.0
2012	Rodney Gunter	5.5
2013	Rodney Gunter	4.5
2014	Rodney Gunter	7.0
2015	Gabriel Sherrod	8.0
2016	Malik Harris	3.0
2017	Alexander Lozano	3.0
2018	Justin Castell	2.5

ALL-TIME INT LEADERS (BY YEAR) (Since 1970)

Year	Name	INT
1970	Joseph Moore	3
1971	No Records	
1972	Luther Howard	14
1973	No Records	
1974	No Records	
1975	Andre Dixon	6
1976	Andre Dixon	2
	Shelton Smith	2
1977	Phillip Howland	6
1978	Thomas Douglas	3
1979	Timothy King	5
1980	Timothy King	5
1981	Timothy King	4
	Tom Kelley	4
1982	Victor Heflin	8
1983	Mike Cherry	5
1984	Joe Burton	5
	Billy Alston	5
1985	Bertram Chew	8
1986	Joe Burton	5
1987	Eric Wainwright	5
	Willie Sheppard	5
1988	Reggie Johnson	7
1989	Marc Ware	3
	Reggie Johnson	3
1990	Brian Randall	6
1991	Brian Randall	6
1992	Brian Randall	6
1993	Brian Randall	3
1994	Vincent Pendergrass	3
	Shunard Brown	3
	Jemel Blagmon	3
1995	Ray Bias	3
1996	Roderick Farmer	4
1997	Mansfield Brooker	4
1998	DaShane Dennis	2
1999	Dante Jones	2
	DaShane Dennis	2
2000	Jasper Owens	4
2001	Deon Rheubottom	6
2002	Deon Rheubottom	3
	Stephen Brown	3
2003	Jamel Trott	4
2004	Blake Saunders	3
2005	Blake Saunders	3
2006	Russell Reeves	2
	Josh Pope	2
	Kofi Amoah	2
2007	Akeem Green	3
2008	James Romain	4
2009	Jerome Strums	4
2010	Jomah Watston	2
	Matt Spicer	2
	Francis Adjei	2
2011	Jermond Colston	2
2012	Davon Moore	4
2013	Joe Boyd	3
	JR Robinson	3
2014	Terrick Colston	4
2015	Terrick Colston	2
2016	Denzel Burgette	1
	Xavier Wilcher	1
2017	Keyjuan Selby	2
2018	Jahad Niebauer	3



Sam Smith





TEAM RECORDS

Best Record

8-0	(1,000)	1934
9-1	(,900)	1987
10-2	(,833)	2007
9-2	(,818)	1985
9-2	(,818)	1991
8-2	(,800)	1984
6-2	(,750)	1970
8-3	(,727)	2006
7-3	(,700)	1960
7-3	(,700)	1990

Most Wins

10	2007
9	1985, 1987, 1991
8	1934, 1984, 2006
7	1960, 1990

Most Points Scored (Quarter)

Pts.	Date	Opp	Qtr.
30	10/15/88	Ark.-Pine Bluff	1st
29	10/6/90	Liberty	4th
29	11/23/91	Howard	2nd
28	10/23/93	Morgan State	1st
28	10/22/83	Liberty	1st
28	10/5/85	Bethune-Cookman	3rd
28	10/25/03	Morgan State	2nd
28	9/9/06	St. Francis (Pa.)	2nd

Most Points Scored (Half)

Pts.	Date	Opp.	Half
51	10/15/88	Ark.-Pine Bluff	1st
49	9/9/06	St. Francis (Pa.)	1st
48	9/26/87	UDC	1st
48	10/23/93	Morgan State	1st
42	9/24/83	UDC	1st
42	10/22/83	Liberty	1st
42	10/13/84	Bowie	1st
42	11/23/91	Howard	1st
39	11/9/85	Southern	1st

Most Points Scored (Game)

70	Bowie State	70-8	10/13/84
69	UDC	69-14	10/26/97
66	St. Paul's	66-0	1950
66	Lock Haven	66-19	9/3/96
65	Morgan State	65-42	10/25/93
64	Howard	64-37	11/18/00
63	St. Francis (Pa.)	62-28	9/9/06
62	Concord (W.V.)	62-0	11/4/06
58	St. Paul's	58-0	1948
58	Ark.-Pine Bluff	58-7	10/15/88

Most Points Scored (Season)

425	1984	10 games
387	1985	11 games
380	2000	11 games
371	1993	11 games
368	1983	11 games
345	1987	10 games
335	2006	11 games
335	2007	12 games
315	2001	11 games
300	1991	11 games

Most Points Allowed (Quarter)

49	11/8/80	Portland State	1st Q
----	---------	----------------	-------

Most Points Allowed (Half)

63	11/8/80	Portland State	1st
----	---------	----------------	-----

Most Points Scored (Game)

105	11/8/80	Portland State
-----	---------	----------------

Most Points Allowed (Season)

482	1998	11 games
437	1980	11 games
420	2017	11 games

Fewest Points Scored (Season)

34	1971	9 games
41	1979	9 games
48	1951	9 games
52	1967	9 games
80	1978	10 games
91	1976	11 games
102	1980	11 games
103	1963	9 games
108	1948	9 games
109	1965	9 games

Fewest Points Allowed (Season)

2	1934	8 games
15	1955	8 games
24	1935	8 games
31	1954	8 games
34	1957	8 games
52	1956	9 games
83	1970	8 games
87	1960	8 games
96	1953	8 games
104	1946	8 games

Most TDs Scored (Season)

61	1984	10 games
54	2000	11 games
51	1993	11 games
44	2006	11 games
43	1990	11 games
42	2001	11 games
41	1992	11 games
40	1994	11 games

Most Rushing TD Season

45	1984	10 games
36	1992	11 games
34	1985	11 games
33	1987	10 games
32	1983	11 games
32	1990	11 games
31	1992	11 games
28	1991	11 games
25	three times	11 games

Most Passing TD (Season)

32	2000	11 games
23	2010	11 games
19	1999	11 games
16	1998	11 games
15	2012	11 games
15	1985	11 games
15	1989	11 games
14	1994	11 games

Most First Downs (Game)

32	vs. Grambling	45-42	9/26/92
31	at Norfolk St.	26-38	9/19/98
30	at Liberty	48-24	10/22/83
30	vs. Cheyney	50-18	9/6/97
29	vs. SC State	57-32	10/28/00
28	vs. SC State	50-36	9/3/84
28	vs. Northeastern	43-16	9/8/90
28	vs. Morgan State	65-42	10/23/93
28	vs. Bucknell	28-33	9/6/03
27	four times		

Most First Downs Rushing (Game)

24	vs. Towson	24-13	9/22/90
24	vs. Jackson State	37-34	10/5/91

Most First Downs Rushing (Season)

176	1984	10 games
156	1991	11 games
152	1990	10 games
146	1983	11 games
146	1986	11 games
143	1992	11 games
142	1993	11 games
138	1985	11 games
123	1987	10 games

Most First Downs Passing (Game)

20	vs. Florida A&M	10/3/98
20	vs. Delaware	9/7/13
17	vs. Delaware	9/8/12
17	vs. Morgan State	11/23/13
17	vs. Morgan State	10/23/04
16	vs. Norfolk State	9/19/98
16	vs. Howard	11/19/11
16	vs. Norfolk State	10/8/11

Most First Downs Passing (Season)

133	2012	11 games
129	2013	11 games
126	2010	11 games
116	1998	11 games
104	2004	11 games
104	2011	11 games
91	1999	11 games
90	1994	11 games

Most Rushing Attempts (Game)




79	vs. Howard	29-14	11/17/90
76	vs. Jackson St.	37-34	10/5/91
71	at Northeastern	46-20	11/16/91
69	vs. Howard	56-12	11/23/91
69	vs. Morgan St.	41-17	10/24/92
67	vs. Towson	24-13	9/22/90
67	vs. Grambling	45-42	9/26/92
66	four times		

Most Rushing Yards (Game)

518	vs. Towson	24-13	9/22/90
509	vs. Liberty	34-11	11/10/84
507	vs. Beth-Cook	55-26	10/2/93
497	vs. Morgan St.	65-42	10/23/93
481	vs. NCA&T	56-7	9/22/84
463	vs. Liberty	48-24	10/22/83
435	vs. Jackson St.	37-34	10/5/91
427	vs. Northeastern	24-37	11/15/86
427	vs. Cheyney	50-18	9/6/97
402	vs. Grambling	45-42	9/26/92

Most Rushing Yards (Season)

3,773	1984	10 games
3,283	1991	11 games
3,119	1985	11 games
3,117	1983	11 games
3,099	1992	11 games
3,034	1993	11 games
2,987	1990	10 games
2,931	1987	10 games
2,914	1986	11 games
2,571	1996	11 games





TEAM RECORDS

Most Rushing Yards Allowed (Game)

504	Elon	9/11/99
461	Michigan	10/17/09
450	Bethune-Cookman	10/7/00
440	NCA&T	10/18/80
429	Bethune-Cookman	10/10/98

Fewest Rushing Yards Allowed (gm.)

-85	Norfolk State	11/10/01
-29	Connecticut	10/12/85
-23	Cheyney	9/5/92
-8	Morgan State	10/20/90
-7	Fayetteville State	9/4/93

Most Passing Attempts (Game)

62	vs. Florida A&M	21-56	10/3/98
56	at NC Central	20-23 OT	11/3/12
54	vs. Morgan St.	26-31	11/23/13
53	at Norfolk State	26-38	9/19/98
53	at Delaware	21-42	9/7/13
53	at Towson	7-49	9/14/13
52	vs. Hampton	7-30	10/26/13
51	vs. Morgan State	37-51	10/23/04

Fewest Pass Attempts (Game)

1	vs. Northeastern	24-37	11/15/86
2	vs. SC State	19-14	11/2/91
4	vs. Northeastern	46-20	11/16/91
4	vs. Cheyney	44-12	9/11/93
5	six times		

Most Passing Yards (Game)

430	at Morgan State	30-34	10/23/04
426	vs. Florida A&M	21-56	10/3/98
400	at Howard	53-43	11/20/10
398	at Morgan State	28-23	10/25/12
379	vs. Morgan State	26-31	11/23/13
351	at Bucknell	28-38	9/25/99
341	at Delaware	21-42	9/7/13
339	at Norfolk State	31-28	11/11/00
339	vs. Norfolk State	30-48	10/8/11

Most Passing Yards (Season)

Yds	Year	Games
2,828	2012	11 games
2,635	1998	11 games
2,476	2004	11 games
2,452	2000	11 games
2,284	2013	11 games
2,230	1994	11 games
2,198	2011	11 games
2,171	1999	11 games

Most Passing Yards Allowed (Game)

487	Howard	43-31	11/17/01
478	Florida A&M	38-43	10/13/90
450	Bethune-Cookman	55-26	10/2/93
450	Florida A&M	21-56	10/3/98
430	Missouri	0-79	9/23/16

Most INTs Thrown (Game)

6	at Hampton	6-48	11/12/11
5	seven times (last at Bethune-Cookman 10/7/00)		

Most INTs Thrown (Season)

31	1987	10 games
22	2011	11 games
21	1975	10 games
20	1997	11 games
19	1980	11 games

Most Total Yards (Game)

730	vs. Morgan State	65-42	10/23/93
624	at Liberty	48-24	10/22/83
602	vs. Central State	55-17	10/27/84
593	vs. Bethune-Cookman	55-26	10/2/93
587	vs. Lock Haven	66-19	9/1/96
579	vs. Towson	24-13	9/22/90
578	vs. SC State	57-32	10/28/00
577	vs. SC State	34-21	11/1/86
575	vs. Howard	38-16	11/23/85
567	at Howard	64-36	11/11/00

Most Total Yards (Season)

5,103	1984	10 games
4,763	1985	11 games
4,557	1994	11 games
4,502	1993	11 games
4,428	1992	11 games
4,355	1990	10 games
4,305	2000	11 games
4,265	1983	11 games
4,092	1986	11 games
4,059	1996	11 games

Most Total Yards Allowed (Game)

727	at Michigan	6-63	10/17/09
698	at Missouri	0-79	9/23/16
689	at SC State	0-69	9/24/11
623	at Florida A&M	0-49	10/18/97
617	vs. Florida A&M	21-56	10/3/98
611	at Bethune-Cookman	20-41	10/7/00

Most Shutouts (Season)

7	1934	8 games
6	1935	8 games
5	1954	8 games
5	1957	8 games
4	1955	8 games
4	1856	8 games

Most Sacks (Season)

46	1991	11 games
43	1983	11 games
42	1987	10 games
40	1989	11 games
37	2005	11 games
36	1981	11 games
36	1985	11 games
33	2001	11 games
28	1999	11 games

Most Coaching Wins (Season)

10	Al Lavan	10-1	2007
9	Bill Collick	9-1	1987
9	Bill Collick	9-2	1991
9	Bill Collick	9-2	1985
8	Al Lavan	8-3	2006
8	Joe Purzycki	8-2	1984
8	Edward Jackson	8-0	1934
7	12 times		

Most Coaching Wins (Career)

81	Bill Collick	1985-96
47	Edward Jackson	1933-45; 1953-55
41	Al Lavan	2004-10
25	Arnold Jeter	1967-74
21	Joe Purzycki	1981-84
18	Edmond Wyche	1975-80
17	Bennie J. George	1956-59
16	Ben Blacknall	2000-03
15	Thomas Conrad	1946-49
15	Roy D. Moore	1961-64

Best Win Percentage (Career)

<i>Minimum 30 games</i>		
.628	Bill Collick	1985-96
.612	Edward Jackson	1933-45; 1953-55
.532	Al Lavan	2004-10
.531	Bennie J. George	1956-59
.500	Joe Purzycki	1981-84




Most Games Coached

129	Bill Collick	1985-96
77	Al Lavan	2004-10
74	Arnold Jeter	1967-74
67	Edward Jackson	1933-45; 1953-55
43	Joe Purzycki	1981-84
42	Edmond Wyche	1975-78
40	Ben Blacknall	2000-03
36	Roy D. Moore	1961-64
33	John McKenzie	1997-99
32	Bennie J. George	1956-59

DSU All-Time Coaching Records

Edward Jackson	1933-45; 1953-55	47-26-2
Thomas Conrad	1946-49	15-16-1
Robert White	1950-51	4-14-1
Willard S. Jones	1952	1-7-0
Bennie J. George	1956-59	17-15-1
Preston Mitchell	1960	4-4-0
Roy D. Moore	1961-64	15-20-1
U.S. Washington	1965-66	7-10-0
Arnold Jeter	1967-74	25-48-1
Edmond Wyche	1975-78	18-23-1
Charles Henderson	1979-80	6-14-1
Joe Purzycki	1981-84	21-21-1
Bill Collick	1985-96	81-48-0
John McKenzie	1997-99	7-26-0
Ben Blacknall	2000-03	16-24-0
Butch Posey*	2003	1-4-0
Al Lavan	2004-10	41-36-0
Kermit Blount	2011-14	16-29-0
Kenny Carter	2015-17	3-30-0




*- interim





ASSISTANT COACHES ... SINCE 1971

- 1971: Donald Blakey, Joe Burden, Rufus Simmons, Horace Small
- 1972: Joe Burden, Gerald Kobasa, Roy Knight, Charles May, Horace Small
- 1973: Joe Burden, Roy Knight, Gerald Kobasa, Charles May, Horace Small
- 1974: No Record
- 1975: Milton Fitch, Byarie Jones, Tom Kinkus, Jackie Robinson, Jimmie Strong
- 1976: Charles Henderson, Byarie Jones, Tom Kinkus, Jim Refosco, Jimmie Strong
- 1977: Norman Hayes, Charles Henderson, Byarie Jones, Jackie Robinson
- 1978: Norman Hayes, Charles Henderson, Byarie Jones, Jackie Robinson
- 1979: Byarie Jones, Roy Knight, Jackie Robinson
- 1980: Scottie Elliot, Earl Goodman, Byarie Jones, Roy Knight, Jackie Robinson
- 1981: William Billings, C. Jeffrey Cannon, William Collick, Gregory McLaurin, Walter Tullis
- 1982: William Billings, C. Jeffrey Cannon, William Collick, Gregory McLaurin, Walter Tullis
- 1983: William Billings, C. Jeffrey Cannon, William Collick, Gregory McLaurin
- 1984: William Billings, C. Jeffrey Cannon, William Collick, Keith Hinkle, Gregory McLaurin, Levi Shade
- 1985: John Coveleski, David Dolch, Donald Golacinski, Robert Maull, Jr., Gregory McLaurin,
- 1986: John Coveleski, Scot Dapp, Donald Golacinski, Gregory McLaurin, Thurmond Moore
- 1987: John Coveleski, Donald Golacinski, Gregory McLaurin, Thurmond Moore, Keith E. Tillman
- 1988: John Coveleski, Sean Gibson, Donald Golacinski, Franz Kappel, Gregory McLaurin, Thurmond Moore, Joe Wysock
- 1989: Sean Gibson, Don Golacinski, Dwayne Henry, Gregory McLaurin, Baxter Weber, Andre Williams
- 1990: William Billings, Ed DiFederico, Dwayne Henry, Franz Kappel, Gregory McLaurin, Andre Williams
- 1991: William Billings, Ed DiFederico, Dwayne Henry, Franz Kappel, Gregory McLaurin, Andre Williams
- 1992: William Billings, Ed DiFederico, Dwayne Henry, Franz Kappel, Gregory McLaurin, Andre Williams
- 1993: William Billings, Ed DiFederico, Dwayne Henry, Franz Kappel, Gregory McLaurin, Andre Williams
- 1994: William Billings, Dwayne Henry, Franz Kappel, Tony Pierce, Nickolas Polk, Eric Wainwright
- 1995: William Billings, Jeff Braxton, Dwayne Henry, Darryl Holmes, T.J. McCreight, Nickolas Polk
- 1996: Jeff Braxton, Nick Calcutta, Dwayne Henry, Darryl Holmes, Franz Kappel, T.J. McCreight, Franklin Moon, Mike Walker
- 1997: Roy Bennett, Reggie Brown, Maurice Heard, Patrick Johnson, Leontist Wagner, Deatrich Wise
- 1998: Roy Bennett, Reggie Brown, Maurice Heard, Patrick Johnson, Leontist Wagner, Deatrich Wise
- 1999: Reggie Brown, Damon Frenchers, Patrick Johnson, Trei Oliver, Vincent "Chico" Williams
- 2000: Jeff Braxton, Damon Frenchers, Leo Hamlett, Trei Oliver, Butch Posey, Curtis Thomas, Vincent "Chico" Williams
- 2001: Jeff Braxton, David Francis, Damon Frenchers, Leo Hamlett, Trei Oliver, Butch Posey, Curtis Thomas, Vincent "Chico" Williams
- 2002: Jeff Braxton, Damon Frenchers, Leo Hamlett, Trei Oliver, Butch Posey, Curtis Thomas, Vincent "Chico" Williams
- 2003: Jeff Braxton, Andre Creamer, Damon Frenchers, Leo Hamlett, Albert Horsey, James Posey, Butch Posey, Curtis Thomas, Vincent "Chico" Williams
- 2004: Eric Day, Derek Hall, Luke Harris, Marshall Hayes, Larry Holton, Aubrey Kelly, Greg McLaurin, Tim Orr, Curtis Thomas
- 2005: Raimond Braithwaite, Andre Creamer, Eric Day, Derek Hall, Luke Harris, David Melendez, Curtis Thomas, Dwayne Thomas, Vincent White
- 2006: Jeff Braxton, Andre Creamer, Eric Day, Derek Hall, Paul Macklin, Ed Sanders, Curtis Thomas, Dwayne Thomas
- 2007: Jeff Braxton, Mike Gallagher, Derek Hall, Bobby Jones, Paul Macklin, Rayford Petty, Doug Sams, Ed Sanders, Curtis Thomas,
- 2008: Renato Diaz, Mike Gallagher, Derek Hall, Bobby Jones, Lawrence Livingston, Rayford Petty, Ed Sanders, Doug Sams, Curtis Thomas
- 2009: Ronald Bolton, Renato Diaz, Mike Gallagher, Bernd Gottschalk, Bobby Jones, Rayford Petty, Doug Sams, Ed Sanders, Adam Shorter, Curtis Thomas
- 2010: Ronald Bolton, Nick Calcutta, Renato Diaz, Mike Gallagher, Bobby Jones, John Morgan, Rayford Petty, Doug Sams, Curtis Thomas
- 2011: Jeff Braxton, Nick Calcutta, Bryant Foster, Arrington Jones, Mike Ketchum, Will King, Curtis Thomas, Tory Woodbury
- 2012: Jeff Braxton, Nick Calcutta, Bryant Foster, Arrington Jones, Mike Ketchum, Curtis Thomas, Tory Woodbury, Carlos Woods, Lonnie Teasley (grad. asst.)
- 2013: Jeff Braxton, Nick Calcutta, Arrington Jones, Don Jones, Mike Ketchum, Lonnie Teasley, Curtis Thomas, Tory Woodbury
- 2014: Jeff Braxton, Andrew Faison, Arrington Jones, Don Jones, Mike Ketchum, Rod Milstead, Curtis Thomas, Tory Woodbury
- 2015: Andrew Faison, John Allen, Jamie Bryant, Chris Sprague, E.J. Junior, Ty Greenwood, Jelani Berasa, Vincent White, Kenny Brown
- 2016: Vincent White, John Allen, Chris Sprague, E.J. Junior, Ty Greenwood, Jelani Berasa, Gerard Wilcher, Steve Atkinson, Kenny Brown
- 2017: Vincent White, John Allen, Chris Sprague, E.J. Junior, Ty Greenwood, Jelani Berasa, Gerard Wilcher, Steve Atkinson, Kenny Brown
- 2018: Eric Day, Mark James, Ty Greenwood, Cordie Greenlea, Anthony Vitale, Ollie Taylor, Keiki Misapeeka, Tony Missick, Jeff Braxton
- 2019: Eric Day, Mark James, Jeff Braxton, Tony Missick, Cordie Greenlea, Anthony Vitale, LeAndre Creamer, Milo Austin





HOMECOMING RECORDS/RESULTS ... SINCE 1971

HOMECOMING COACHING RECORDS

Arnold Jeter	1969-74	3-3
Edmond Wyche	1975-78	4-0
Charles Henderson	1979-80	2-0
Joe Purzycki	1981-94	3-1
Bill Collick	1985-96	9-3
John McKenzie	1997-99	1-2
Ben Blacknall	2000-03	3-0
Butch Posey*	2003	0-1
Al Lavan	2004-10	6-1
Kermit Blount	2011-14	2-2
Kenny Carter	2015-17	0-3
Rod Milstead	2018 -	1-0

BIGGEST HOMECOMING WIN

Oct. 5, 1985 51-7 Bethune-Cookman 8,500

TOP HOMECOMING CROWDS

12,000	1994	W	55-17	Central St.
8,500	1985	W	51-7	Beth-Cook
7,800	1988	W	28-7	SC State
7,522	1987	W	41-9	NCA&T
7,230	1991	W	26-10	Morgan St.
7,100	1982	W	15-14	Va. State
7,000	1983	W	26-7	NCA&T
6,839	1997	L	7-14	Morgan St.
6,583	2004	L	14-28	SC State
6,352	2000	W	57-32	SC State

LONGEST HOMECOMING WIN STREAK

10 games	1982-91
6 games	2005-10

LONGEST HOMECOMING LOSING STREAK






3 games	1996-98
---------	---------

HOMECOMING OPPONENTS

Opp	Gms	Record	Last
Morgan State	12	9-3	2011 (L)
SC State	12	6-6	2015 (L)
NCA&T	7	6-1	2014 (L)
NC Central	4	3-1	2018 (W)
Howard	4	1-3	1973 (L)
Kentucky State	2	2-0	1979 (W)
Central State	2	2-0	1984 (W)
Norfolk State	1	1-0	2013 (W)
Bethune-Cookman	1	1-0	1985 (W)
Shaw	1	1-0	1976 (W)
St. Paul's	1	1-0	1970 (W)
Virginia State	1	1-0	1982 (W)
Towson	1	0-1	1981 (L)
Florida A&M	1	0-1	2016 (L)

HOMECOMING RESULTS (SINCE 1969)

YR	W/L	SCORE	OPP	ATT
1969	W	10-0	Howard	-
1970	W	6-0	St. Paul's	-
1971	L	3-24	Howard	-
1972	W	14-10	NC Central	-
1973	L	6-29	Howard	-
1974	L	0-7	NC Central	-
1975	W	17-3	Morgan State	-
1976	W	27-6	Shaw	-
1977	W	10-3	Kentucky State	-
1978	W	16-13	NC Central	-
1979	W	16-2	Kentucky State	5,000
1980	W	20-14	Central State	4,650
1981	L	7-24	Towson	5,000
1982	W	15-14	Virginia State	7,100
1983	W	26-7	NCA&T	7,000
1984	W	55-17	Central State	12,000
1985	W	51-7	Bethune-Cookman	8,500
1986	W	34-21	SC State	6,000
1987	W	41-9	NCA&T	7,522
1988	W	28-7	SC State	7,800
1989	W	30-7	SC State	-
1990	W	39-0	SC State	-
1991	W	26-10	Morgan State	7,230
1992	L	7-28	SC State	-
1993	W	65-42	Morgan State	-
1994	L	38-42	SC State	-
1995	W	41-17	Morgan State	-
1996	L	14-34	SC State	5,198
1997	L	7-14	Morgan State	6,839
1998	L	14-31	SC State	4,131
1999	W	34-20	Morgan State	4,231
2000	W	57-32	SC State	6,352
2001	W	38-12	Morgan State	5,189
2002	W	27-21	SC State	5,182
2003	L	36-53	Morgan State	5,349
2004	L	14-28	SC State	6,583
2005	W	41-14	Morgan State	4,616
2006	W	37-21	NCA&T	4,577
2007	W	25-17	Morgan State	5,446
2008	W	42-7	NCA&T	6,089
2009	W	35-22	Morgan State	5,327
2010	W	31-26	NCA&T	4,131
2011	L	0-12	Morgan State	2,352
2012	W	24-0	NCA&T	6,172
2013	W	14-7	Norfolk State	2,800
2014	L	20-33	NCA&T	6,237
2015	L	7-34	SC State	5,388
2016	L	27-41	Florida A&M	3,124
2017	L	23-52	Howard	3,500
2018	W	28-13	NC Central	1,466





ALL-TIME RESULTS

1924 (0-1)
(Overall - 0-1)

W/L/T	Score	Opponent
L	0-65	Lincoln (PA)

1925 (0-2)
(Overall - 0-2)

W/L/T	Score	Opponent
L	6-27	Atlantic City H.S.
L	13-21	Moorestown H.S.
L	19-48	

1926 (1-0)
(Overall - 1-0)

W/L/T	Score	Opponent
W	14-0	Downingtown (PA) Industrial

1929 (1-0)
(Overall - 1-0)

W/L/T	Score	Opponent
W	12-7	Normal (Cheyney)

1930 (4-2)
(Overall - 6-5)

W/L/T	Score	Opponent
L	6-7	Bordentown Military
W	18-0	Maryland State
W	7-0	Howard H.S.
L	0-6	Normal (Cheyney)
W	14-12	Downingtown (PA) Industrial
W	19-0	Maryland State
W	64-25	

1931 (2-2-1)
(Overall - 8-7-1)

W/L/T	Score	Opponent
W	14-13	Bordentown Military Institute
T	0-0	Howard H.S.
L	0-30	Cheyney
L	0-33	Downingtown (PA) Industrial
W	30-0	Maryland State
W	44-76	

1932 (2-5)
(Overall - 10-12-1)

W/L/T	Score	Opponent
W	29-7	Newark Athletic Club
L	12-13	Cheyney
L	7-20	Bordentown Military I
L	0-18	Downingtown (PA) Industrial
W	13-0	Maryland State
L	6-20	Storer College
L	6-7	Howard H.S.
L	73-85	

1933 (4-4)
(Overall - 14-16-1)

Coach: Edward Jackson

W/L/T	Score	Opponent
L	18-26	Bowie State
L	0-8	Miner (UDC)
L	0-7	Cheyney
L	0-13	Bordentown (NJ) Military
W	7-0	Downingtown (PA) Industrial
W	38-0	Maryland State
W	33-6	Storer College
W	18-0	Howard H.S.
W	114-60	

1934 (8-0)
(Overall - 22-16-1)

Coach: Edward Jackson (12-4)

W/L/T	Score	Opponent
W	13-0	Bowie State
W	6-2	Miner (UDC)
W	8-0	Lincoln (PA)
W	14-0	Cheyney
W	20-0	Bordentown (NJ) Military
W	25-0	Downingtown (PA) Industrial
W	38-0	Storer College
W	1-0	Maryland State (Forfeit)
W	125-2	

1935 (7-1)
(Overall - 29-17-1)

Coach: Edward Jackson (19-5)

W/L/T	Score	Opponent
L	0-6	Virginia State
W	25-17	Miner (UDC)
W	13-6	Lincoln (PA)
W	39-0	Bordentown (Military Insti.)
W	32-0	Downingtown (PA) Industrial
W	42-0	Maryland State
W	52-0	Storer College
W	7-0	Cheyney
W	210-24	

1936 (1-3-1)
(Overall - 30-20-2)

Coach: Edward Jackson (20-8-1)

W/L/T	Score	Opponent
W	18-9	Bowie State
L	0-29	Cheyney
T	6-6	Bordentown (Military)
L	0-41	Lincoln (PA)
L	0-20	Miner (UDC)
L	24-105	

1937 (1-0)
(Overall - 31-20-2)

Coach: Edward Jackson (21-8-1)

W/L/T	Score	Opponent
W	13-6	Lincoln (PA)

1938 (0-1)
(Overall - 31-21-2)

Coach: Edward Jackson (21-9-1)

W/L/T	Score	Opponent
L	7-20	Cheyney

1939 (0-2)
(Overall - 31-23-2)

Coach: Edward Jackson (21-11-1)

W/L/T	Score	Opponent
L	7-12	Cheyney
L		Bordentown Military

1941 (0-3)
(Overall - 31-26-2)

Coach: Edward Jackson (21-14-1)

W/L/T	Score	Opponent
L	12-27	Cheyney
L	0-13	Howard
L	0-18	Elizabeth City
L	12-58	

1942 (3-1-1)
(Overall - 34-27-3)

Coach: Edward Jackson (24-15-2)

W/L/T	Score	Opponent
L	6-34	Lincoln (PA)
T	13-13	Howard
W	32-6	Winston-Salem
W	27-0	Fort DuPont
W	6-0	Virginia Union
W	84-53	

1944 (2-2)
(Overall - 36-29-3)

Coach: Edward Jackson (26-17-2)

W/L/T	Score	Opponent
L	0-47	Morgan State
L	0-19	Lincoln (PA)
W	7-6	Howard
W	18-6	Howard
W	25-78	

1945 (3-3, 3-3 CIAA)
(Overall - 39-32-3)

Coach: Edward Jackson (29-20-2)

W/L/T	Score	Opponent
W	13-12	NC Central*
L	0-27	Morgan State*
L	13-25	Lincoln (PA)*
W	14-0	Hampton*
L	19-25	Howard*
W	26-0	Bluefield*
W	85-89	

*-CIAA game

1946 (4-4, 3-4 CIAA)
(Overall - 43-36-3)

Coach: Thomas Conrad

W/L/T	Score	Opponent
W	19-7	Howard*
L	6-32	NC Central*
L	6-22	Morgan State*
L	6-19	Lincoln (PA)*
L	0-12	Hampton*
W	12-6	Winston-Salem*
W	50-0	St. Paul's*
W	7-6	Florida N&T†
W	106-104	

*-CIAA game
†Flower Bowl 1/1/47- Jacksonville, Fla.

1947 (4-4, 4-3 CIAA)
(Overall - 47-40-3)

Coach: Thomas Conrad (8-8)

W/L/T	Score	Opponent
L	0-27	Howard*
W	7-0	NC Central*
L	0-31	Morgan State*
L	7-20	Lincoln (PA)*
W	11-7	J.C. Smith*
W	20-6	Winston-Salem*
L	0-41	Central (OH)
W	22-0	St. Augustine's*
W	67-132	

*-CIAA game

1948 (4-5, 4-4 CIAA)
(Overall - 51-45-3)

Coach: Thomas Conrad (12-13)

W/L/T	Score	Opponent
L	0-40	Howard*
L	0-14	NC Central*
L	0-41	Morgan State*
W	7-6	Lincoln (PA)*
W	14-12	J.C. Smith*
L	7-12	Winston-Salem*
W	58-0	St. Paul's*
L	0-41	Central (OH)
W	22-0	St. Augustine's*
W	108-166	

*-CIAA game

1949 (3-5-1, 3-5-1 CIAA)
(Overall - 54-50-4)

Coach: Thomas Conrad (15-18-1)

W/L/T	Score	Opponent
L	0-27	NC Central*
L	7-38	Howard*
L	0-32	Morgan State*
T	12-12	Winston-Salem*
W	26-20	Lincoln (PA)*
L	6-10	J.C. Smith*
W	13-11	Bluefield*
W	40-0	St. Paul's*
L	7-13	St. Augustine's*
W	111-163	

*-CIAA game

1950 (2-7-1, 2-6-1 CIAA)
(Overall - 56-57-5)

Coach: Robert White

W/L/T	Score	Opponent
L	0-13	NC Central*
L	6-7	Howard*
L	0-20	Morgan State*
L	0-34	Maryland State
L	0-18	Winston-Salem*
W	66-0	St. Paul's*
W	25-14	J.C. Smith*
T	0-0	Lincoln (PA)*
L	6-13	St. Augustine's*
L	36-44	Bluefield*
L	133-163	

*-CIAA game





1951 (2-7, 2-4 CIAA)
(Overall - 58-64-5)
Coach: Robert White (4-14-1)

W/L/T	Score	Opponent
L	2-21	Howard*
L	6-45	Morgan State*
L	6-18	Maryland State
L	0-13	King's (PA)
L	0-3	Cheyney
L	0-24	J.C. Smith*
L	0-34	Lincoln (PA)*
W	14-0	St. Paul's*
W	13-0	St. Augustine's*
48-158		

*-CIAA game

1952 (1-7, 1-5 CIAA)
(Overall - 59-71-5)
Coach: Willard S. Jones

W/L/T	Score	Opponent
L	0-25	Howard*
L	6-33	Morgan State*
L	0-60	Maryland State
L	6-33	King's (PA)
L	0-21	J.C. Smith*
L	6-26	Lincoln (PA)*
W	24-0	St. Paul's*
L	6-7	St. Augustine's*
48-205		

*-CIAA game

1953 (4-4, 2-4 CIAA)
(Overall - 63-75-5)
Coach: Edward Jackson (33-24-2)

W/L/T	Score	Opponent
W	13-6	Howard*
W	7-6	Cheyney
W	18-0	Norfolk State
L	0-26	Hampton*
L	0-20	J.C. Smith*
L	12-19	Lincoln (PA)*
L	6-7	St. Paul's*
W	19-12	St. Augustine's*
75-96		

*-CIAA game

1954 (7-1, 5-1 CIAA)
(Overall - 70-76-5)
Coach: Edward Jackson (40-25-2)

W/L/T	Score	Opponent
W	13-0	Howard*
W	25-0	Cheyney
W	7-0	Norfolk State
W	6-0	Hampton*
W	13-0	J.C. Smith*
W	18-13	Lincoln (PA)*
W	26-6	St. Paul's*
L	6-12	St. Augustine's*
114-31		

*-CIAA game

1955 (7-1, 5-1 CIAA)
(Overall - 77-77-5)
Coach: Edward Jackson (47-26-2)

W/L/T	Score	Opponent
L	0-3	Maryland State*
W	37-0	Cheyney
W	13-0	King's (PA)
W	12-0	Hampton*
W	20-6	J.C. Smith*
W	37-6	St. Paul's*
W	18-0	Lincoln (PA)*
W	6-0	St. Augustine's*
143-15		

*-CIAA game

1956 (7-1-1, 5-0-1 CIAA)
(CIAA Co-Champions)
(Overall - 84-78-6)
Coach: Bennie J. George

W/L/T	Score	Opponent
W	12-7	Maryland State*
W	27-0	Cheyney
L	0-13	Bloomburg
W	46-6	Hampton*
W	32-0	J.C. Smith*
W	50-0	Lincoln (PA)*
W	28-0	St. Paul's*
W	27-13	King's (PA)*
T	13-13	St. Augustine's*
134-87		

*-CIAA game

1957 (6-2, 4-2 CIAA)
(Overall - 90-80-6)
Coach: Bennie J. George (13-3-1)

W/L/T	Score	Opponent
L	0-21	Maryland State*
W	13-0	Bloomburg
L	0-6	Hampton*
W	20-0	King's (PA)
W	13-7	J.C. Smith*
W	26-0	Lincoln (PA)*
W	9-0	St. Paul's*
W	13-0	St. Augustine's*
104-34		

*-CIAA game

1958 (3-5, 3-4 CIAA)
(Overall - 93-85-6)
Coach: Bennie J. George (16-8-1)

W/L/T	Score	Opponent
W	20-8	Howard*
L	0-44	Maryland State*
L	14-28	Hampton*
L	6-28	J.C. Smith*
W	26-8	Lincoln (PA)*
W	46-6	St. Paul's*
L	6-20	King's (PA)
L	0-26	St. Augustine's*
118-168		

*-CIAA game

1959 (1-7, 1-6 CIAA)
(Overall - 94-92-6)
Coach: Bennie J. George (17-15-1)

W/L/T	Score	Opponent
L	6-14	Howard*
L	0-26	Maryland State*
L	8-26	Hampton*
L	0-42	J.C. Smith*
W	38-13	Lincoln (PA)*
L	8-14	St. Paul's*
L	6-8	King's (PA)
L	6-12	St. Augustine's*
72-155		

*-CIAA game

1960 (4-4, 4-3 CIAA)
(Overall - 98-96-6)
Coach: Preston Mitchell

W/L/T	Score	Opponent
L	12-14	King's (PA)
L	12-6	St. Augustine's*
L	8-13	Hampton*
W	24-6	Howard*
L	0-22	J.C. Smith*
W	38-7	Lincoln (PA)*
W	34-6	St. Paul's*
L	6-13	Maryland State*
134-87		

*-CIAA game

1961 (6-3, 5-2 CIAA)
(Overall - 104-99-6)
Coach: Roy D. Moore

W/L/T	Score	Opponent
W	20-0	Howard*
L	0-40	J.C. Smith*
W	6-3	Morgan State*
W	24-14	St. Paul's*
L	8-25	Maryland State*
W	36-0	King's (PA)
W	16-6	St. Augustine's*
L	12-21	Slippery Rock
W	22-8	Hampton*
144-117		

*-CIAA game

1962 (4-5, 3-4 CIAA)
(Overall - 108-104-6)
Coach: Roy D. Moore (10-8)

W/L/T	Score	Opponent
L	12-21	Slippery Rock
W	12-9	Hampton*
W	20-0	Howard*
L	12-20	J.C. Smith*
L	0-34	Morgan State*
W	16-8	King's (PA)
L	0-19	Maryland State*
W	34-14	St. Paul's*
L	6-18	St. Augustine's*
112-143		

*-CIAA game

1963 (2-5-1, 1-5 CIAA)
(Overall - 110-109-7)
Coach: Roy D. Moore (12-13-1)

W/L/T	Score	Opponent
T	19-19	Slippery Rock
L	6-25	Hampton*
W	30-0	Howard*
L	0-43	J.C. Smith*
L	14-46	Morgan State*
W	20-12	Montclair State
L	14-22	St. Paul's*
L	0-37	Maryland State*
103-204		

*-CIAA game

1964 (3-7, 3-5 CIAA)
(Overall - 113-116-7)
Coach: Roy D. Moore (15-20-1)



W/L/T	Score	Opponent
L	0-7	Mansfield
L	6-8	Virginia State*
W	26-23	Hampton*
L	16-32	Howard*
L	6-8	J.C. Smith*
L	6-36	Morgan State*
L	0-25	Montclair State
L	0-22	Maryland State*
W	18-12	St. Paul's*
W	19-7	St. Augustine's*
97-180		

*-CIAA game

1965 (4-5, 3-3 CIAA)
(Overall - 117-121-7)
Coach: U.S. Washington

W/L/T	Score	Opponent
W	26-13	Mansfield
W	20-13	Virginia State*
W	30-13	Hampton*
W	6-0	Howard*
L	0-34	Morgan State*
L	7-26	Montclair State
L	14-20	St. Paul's*
L	6-41	Maryland State*
L	0-35	C.W. Post
109-195		

*-CIAA game





ALL-TIME RESULTS

1966 (3-5, 2-4 CIAA)
(Overall - 120-126-7)
Coach: U.S. Washington (7-10)

W/L/T	Score	Opponent
L	0-20	Mansfield
L	0-6	Hampton*
W	26-16	Howard*
L	0-12	St. Paul's*
L	6-38	Morgan State*
W	12-6	Elizabeth City*
W	22-6	Montclair State
L	6-52	Maryland State*
72-156		

*-CIAA game

1967 (2-6-1, 2-3-1 CIAA)
(Overall - 122-132-8)
Coach: Arnold Jeter

W/L/T	Score	Opponent
L	0-16	Indiana (PA)
L	6-26	Mansfield
L	6-35	Hampton*
W	16-0	Howard*
T	0-0	St. Paul's*
L	0-27	Morgan State*
W	13-12	Elizabeth City*
L	8-37	Maryland State*
L	3-16	Montclair State
52-169		

*-CIAA game

1968 (4-6, 2-4 CIAA)
(Overall - 126-138-8)
Coach: Arnold Jeter (6-12-1)

W/L/T	Score	Opponent
L	0-17	Indiana (PA)
L	34-22	Clarion
W	34-14	Montclair State
L	10-17	Hampton*
W	48-7	Howard*
W	25-0	St. Paul's*
L	3-38	Morgan State*
L	7-47	East Stroudsburg
L	3-10	Elizabeth City*
L	20-33	Maryland State*
184-205		

*-CIAA game

1969 (4-5, 3-3 CIAA)
(Overall - 130-143-8)
Coach: Arnold Jeter (10-17-1)

Date	W/L/T	Score	Opponent
Sept. 20	L	14-20	at Clarion
Sept. 27	W	28-9	MONTCLAIR ST.
Oct. 4	W	20-0	at Hampton*
Oct. 11	W	10-0	HOWARD (HC)*
Oct. 18	W	27-20	at St. Paul's*
Oct. 25	L	14-34	MORGAN ST.*
Nov. 1	L	12-35	at East Stroud.
Nov. 8	L	6-31	ELIZABETH CITY*
Nov. 15	L	19-21	MARYLAND ST.*
150-170			

*-CIAA game

1970 (6-2, 4-1 CIAA)
(Overall - 136-145-8)
Coach: Arnold Jeter (16-19-1)

Date	W/L/T	Score	Opponent
Sept. 12	W	19-14	at Lock Haven St
Sept. 26	L	7-10	at Montclair State
Oct. 3	W	49-0	HAMPTON*
Oct. 10	W	20-0	at Howard*
Oct. 17	W	6-0	ST. PAUL'S (HC)*
Oct. 24	L	6-34	at Morgan State*
Oct. 31	W	44-10	MILLERSVILLE
Nov. 14	W	21-15	at Maryland State*
172-83			

*-CIAA game

1971 (1-8, 1-5 MEAC)
(Overall - 137-153-8)
Coach: Arnold Jeter (17-27-1)

Date	W/L/T	Score	Opponent
Sept. 18	L	7-14	LOCK HAVEN ST
Sept. 25	L	0-51	at West Chester St
Oct. 2	L	0-30	at Hofstra
Oct. 9	L	3-24	HOWARD (HC)*
Oct. 16	L	3-34	at NC Central*
Oct. 23	L	7-33	MORGAN STATE*
Oct. 30	W	7-6	at UMES*
Nov. 13	L	7-31	NC A&T STATE*
Nov. 20	L	0-37	at SC State*
34-260			

*-MEAC game

1972 (5-4, 2-4 MEAC)
(Overall - 142-157-8)
Coach: Arnold Jeter (22-31-1)

Date	W/L/T	Score	Opponent
Sept. 16	W	27-7	at C.W. Post
Sept. 23	W	28-21	at Millersville
Oct. 7	L	0-10	at Howard*
Oct. 14	W	14-10	NC CENTRAL (HC)*
Oct. 21	L	7-42	at Morgan State*
Oct. 28	L	0-19	UMES*
Nov. 4	W	26-7	HOFSTRA
Nov. 11	L	7-13	at NC A&T*
Nov. 18	W	29-21	SC STATE*
138-150			

*-MEAC game

1973 (0-11, 0-6 MEAC)
(Overall - 142-168-8)
Coach: Arnold Jeter (22-42-1)

Date	W/L/T	Score	Opponent
Sept. 8	L	0-21	at Virginia State
Sept. 15	L	0-13	C.W. POST
Sept. 22	L	7-14	MILLERSVILLE ST
Sept. 29	L	14-34	at Clarion State
Oct. 6	L	6-29	HOWARD (HC)*
Oct. 13	L	7-32	at NC Central*
Oct. 20	L	6-34	MORGAN STATE*
Oct. 27	L	14-20	at UMES*
Nov. 2	L	14-26	at Hofstra
Nov. 10	L	12-27	NC A&T*
Nov. 17	L	0-27	at SC State*
80-277			

*-MEAC game

1974 (3-6, 0-6 MEAC)
(Overall - 145-174-8)
Coach: Arnold Jeter (25-48-1)

Date	W/L/T	Score	Opponent
Sept. 14	W	14-8	ELIZABETH CITY ST
Sept. 21	W	34-10	WILLIAM PATTERSON
Sept. 28	W	18-8	FEDERAL CITY (UDC)
Oct. 5	L	7-30	at Howard*
Oct. 12	L	0-7	NC CENTRAL*
Oct. 19	L	7-21	at Morgan State*
Oct. 26	L	0-36	UMES (HC)*
Nov. 2	L	14-20	at NC A&T State*
Nov. 9	L	7-16	SC STATE*
101-156			

*-MEAC game

1975 (5-5, 2-4 MEAC)
(Overall - 150-179-8)
Coach: Edmond Wyche

Date	W/L/T	Score	Opponent
Sept. 6	W	17-7	at ECSU
Sept. 13	W	29-0	at Wm. Paters.
Sept. 20	L	7-33	at Alcorn A&M
Oct. 4	W	44-0	at UMES*
Oct. 11	L	7-12	HOWARD*
Oct. 18	L	14-16	at NC Central*
Oct. 25	W	17-3	MSU (HC)*
Nov. 8	W	14-6	at Shaw
Nov. 15	L	7-27	NC A&T *
Nov. 22	L	0-39	at SC State*
156-143			

*-MEAC game

1976 (3-7-1, 1-5 MEAC)
(Overall - 153-186-9)
Coach: Edmond Wyche (8-12-1)

Date	W/L/T	Score	Opponent
Sept. 4	W	9-7	ECSU
Sept. 11	L	0-30	SC STATE*
Sept. 18	L	0-16	Clarion State
Sept. 25	L	7-41	Bethune-Cook*
Oct. 2	W	13-0	UMES*
Oct. 9	L	0-32	at Howard*
Oct. 16	L	16-27	NC CENTRAL
Oct. 23	L	13-36	at Morgan State*
Oct. 30	T	0-0	at Kentucky State
Nov. 6	W	27-6	SHAW (HC)
Nov. 13	L	6-30	at NC A&T*
91-225			

*-MEAC game

1977 (7-4, 4-2 MEAC)
(Overall - 160-190-9)
Coach: Edmond Wyche (15-16-1)

Date	W/L/T	Score	Opponent
Sept. 10	L	0-21	at SCSU*
Sept. 17	L	3-8	CLARION STATE
Sept. 24	W	18-17	at Salisbury State
Oct. 1	W	22-0	at UMES*
Oct. 8	W	18-0	HOWARD*
Oct. 15	W	23-0	at NC Central
Oct. 22	W	20-6	MORGAN STATE*
Oct. 29	W	10-3	KY. STATE (HC)
Nov. 5	W	10-6	Bethune-Cookman*
Nov. 12	L	7-22	NC A&T*
Nov. 19	L	15-37	Florida A&M#
146-123			

*-MEAC game

Orange Blossom Classic

1978 (3-7, 3-3 MEAC)
(Overall - 163-197-9)
Coach: Edmond Wyche (18-23-1)

Date	W/L/T	Score	Opponent
Sept. 9	L	0-34	SC STATE*
Sept. 16	L	10-31	at Clarion State
Sept. 23	L	0-37	at Florida A&M
Sept. 30	L	7-17	UMES*
Oct. 7	L	6-37	at Howard*
Oct. 14	W	16-13	NC CENTRAL (HC)
Oct. 21	W	13-6	at Morgan State*
Oct. 28	L	12-18	at Kentucky State
Nov. 4	L	7-17	at Bethune-Cookman*
Nov. 11	W	9-6	at NC A&T*
80-216			

*-MEAC game

1979 (4-5-1, 0-4-1 MEAC)
(Overall - 167-202-10)
Coach: Charles Henderson


Date	W/L/T	Score	Opponent
Sept. 8	L	6-52	at SC State*
Sept. 15	L	12-45	CLARION STATE
Sept. 29	W	19-13	at UMES
Oct. 6	L	0-23	HOWARD*
Oct. 13	L	26-31	at NC Central
Oct. 20	L	0-22	MORGAN ST.*
Oct. 27	W	16-2	KY (HC)
Nov. 3	W	17-15	BETH.-COOK*
Nov. 10	T	21-21	NC A&T*
Nov. 17	W	26-10	at Livingstone
143-234			

*-MEAC game

1980 (2-9, 0-5 MEAC)
(Overall - 169-211-10)
Coach: Charles Henderson (6-14-1)

Date	W/L/T	Score	Opponent
Sept. 6	L	18-27	SALISBURY ST
Sept. 13	L	20-21	SC STATE*
Sept. 20	W	8-6	UDC
Sept. 27	L	0-39	at Massachusetts
Oct. 4	L	20-37	at Beth-Cook*
Oct. 11	L	7-49	at Howard*
Oct. 18	L	0-52	at NC A&T*
Nov. 1	L	0-30	at Towson State
Nov. 8	L	0-105	at Portland State
Nov. 15	W	20-14	CENTRAL ST (HC)
Nov. 22	L	9-57	at Florida A&M*
102-437			

*-MEAC game





ALL-TIME RESULTS

1981 (2-9, 1-4 MEAC) (Overall - 171-220-10)

Coach: Joseph Purzycki

Date	W/L/T	Score
Sept. 5	L	12-13
Sept. 12	L	0-29
Sept. 19	L	3-27
Sept. 26	L	16-19
Oct. 3	L	0-8
Oct. 10	L	27-31
Oct. 17	W	21-17
Oct. 31	L	7-24
Nov. 7	L	7-13
Nov. 14	W	13-7
Nov. 21	L	16-24
		122-213

*-MEAC game

1982 (4-7, 2-3 MEAC) (Overall - 175-227-10)

Coach: Joseph Purzycki (6-16)

Date	W/L/T	Score
Sept. 11	W	17-7
Sept. 18	L	23-39
Sept. 24	L	21-41
Oct. 2	L	24-27
Oct. 9	L	14-22
Oct. 16	W	20-3
Oct. 23	W	15-14
Oct. 30	L	21-35
Nov. 6	L	31-37
Nov. 13	W	15-7
Nov. 20	L	22-35
		223-267

*-MEAC game

1983 (7-3-1, 3-1 MEAC) (Overall - 182-230-11)

Coach: Joseph Purzycki (13-19-1)

Date	W/L/T	Score
Sept. 10	L	17-24
Sept. 17	W	36-34
Sept. 24	W	56-6
Oct. 1	W	23-16
Oct. 8	W	38-28
Oct. 15	W	26-7
Oct. 22	W	48-24
Oct. 29	L	15-23
Nov. 5	L	26-49
Nov. 12	T	21-21
Nov. 19	W	62-20
		368-252

*-MEAC game

1984 (8-2, 3-1 MEAC) (Overall - 190-232-11)

Coach: Joseph Purzycki (21-21-1)

Date	W/L/T	Score
Sept. 8	W	50-36
Sept. 15	W	35-0
Sept. 22	W	56-7
Sept. 29	L	38-41
Oct. 6	L	19-20
Oct. 13	W	70-8
Oct. 20	W	23-7
Oct. 27	W	55-17
Nov. 3	W	45-7
Nov. 10	W	34-11
		425-154

†Franklin Field (Philadelphia, PA)

*-MEAC game

1985 (9-2, 4-0 MEAC) - (MEAC Champions) (Overall - 199-234-11)

Coach: William Collick

Date	W/L/T	Score
Aug. 31	W	35-0
Sept. 7	W	30-16
Sept. 14	W	38-20
Sept. 21	W	46-6
Sept. 28	L	17-37
Oct. 5	W	51-7
Oct. 12	W	24-14
Oct. 26	L	26-51
Nov. 9	W	46-8
Nov. 16	W	36-6
Nov. 23	W	38-16
		387-181

Opponent

- at Virginia State
- at SC State*
- at Florida A&M*
- WEST CHESTER ST
- BETHUNE-COOKMAN*
- HOWARD*
- NC A&T*
- TOWSON ST (HC)
- at Salisbury State
- at Central State
- at Eastern Illinois

Opponent

- SC STATE*
- FLORIDA A&M*
- at West Chester St
- at Bethune-Cookman*
- at Howard*
- at NC A&T*
- VIRGINIA ST (HC)
- at Towson State
- CENTRAL STATE
- NORTHEASTERN
- LIBERTY BAPTIST

Opponent

- at SC State*
- at Florida A&M
- DISTRICT OF COLUMBIA
- BETHUNE-COOKMAN*
- JAMES MADISON
- NC A&T (HC)*
- at Liberty Baptist
- TOWSON STATE
- at Central (OH) St
- at Northeastern
- HOWARD*

Opponent

- vs SC State*†
- NORTHEASTERN
- at NC A&T*
- at Bethune-Cookman*
- at James Madison
- at Bowie State
- TOWSON STATE
- CENTRAL ST (HC)
- at Howard*
- LIBERTY BAPTIST

1986 (7-4, 3-2 MEAC) (Overall - 206-238-11)

Coach: William Collick (16-6)

Date	W/L/T	Score
Aug. 30	W	21-14
Sept. 6	W	30-9
Sept. 20	W	40-12
Oct. 4	L	25-28
Oct. 11	W	32-31
Oct. 18	W	34-17
Oct. 25	W	10-6
Nov. 1	W	34-21
Nov. 8	L	17-20
Nov. 15	L	24-37
Nov. 22	L	18-27
		285-222

†Franklin Field (Philadelphia, PA)

*-MEAC game

1987 (9-1, 5-0 MEAC) (MEAC Champions) (Overall - 215-239-11)

Coach: William Collick (25-7)

Date	W/L/T	Score
Sept. 5	L	13-34
Sept. 19	W	30-7
Sept. 26	W	69-14
Oct. 3	W	45-0
Oct. 17	W	52-26
Oct. 24	W	40-17
Oct. 31	W	28-7
Nov. 7	W	41-9
Nov. 14	W	20-22
Nov. 21	W	7-12

345-148

†Ark-Pine Bluff and Howard forced to forfeit.

*-MEAC game

1988 (5-5, 4-2 MEAC) (MEAC Co-Champions) (Overall - 220-244-11)

Coach: William Collick (30-12)

Date	W/L/T	Score
Sept. 3	L	31-35
Sept. 10	L	7-48
Sept. 24	L	3-24
Oct. 1	L	9-10
Oct. 15	W	58-7
Oct. 22	W	21-8
Oct. 29	W	28-7
Nov. 5	W	37-7
Nov. 12	L	13-22
Nov. 19	W	28-21
		235-189

*-MEAC game

1989 (7-4, 5-1 MEAC) (MEAC Champions) (Overall - 227-248-11)

Coach: William Collick (37-16)

Date	W/L/T	Score
Sept. 2	W	41-0
Sept. 9	L	13-48
Sept. 16	W	11-3
Sept. 23	L	24-38
Oct. 7	W	28-14
Oct. 14	W	18-13
Oct. 21	W	27-12
Oct. 28	W	21-13
Nov. 4	W	30-7
Nov. 11	L	17-35
Nov. 18	L	14-19
		244-202

†Baynard Stadium, Wilmington, Del.

*-MEAC game

Opponent

- at So Louisiana
- at Boston
- at Morgan State*
- vs. Jackson State†
- CONNECTICUT
- at Bethune-Cookman*
- TOWSON STATE
- SC STATE* (HC)
- at NC A&T *
- NORTHEASTERN
- at Howard*

Opponent

- at Boise State
- MORGAN STATE*
- at District of Columbia
- BETHUNE-COOKMAN*
- at Akron
- at Towson State
- at SC State*
- NC A&T* (HC)
- at Ark-Pine Bluff†
- HOWARD*†

Opponent

- FLORIDA A&M*
- at E. Kentucky
- TOWSON STATE
- at Bethune-Cookman*
- ARK-PINE BLUFF
- at Morgan State*
- SC STATE (HC)*
- at NC A&T*
- W. ILLINOIS
- at Howard*

Opponent

- vs Cheyney†
- at E. Kentucky
- at Northeastern
- at Western Illinois
- BETHUNE-COOKMAN*
- at Florida A&M*
- MORGAN STATE*
- at SC State*
- NC A&T (HC)*
- at Towson State
- HOWARD*





ALL-TIME RESULTS

1990 (7-3, 4-2 MEAC)
(Overall - 234-251-11)
Coach: William Collick (44-19)

Date	W/L/T	Score
Sept. 1	L	7-31
Sept. 8	W	43-16
Sept. 22	W	24-13
Sept. 29	W	56-42
Oct. 6	W	38-37
Oct. 13	L	38-43
Oct. 20	W	28-7
Oct. 27	W	39-0
Nov. 3	L	28-48
Nov. 17	W	29-14
		330-251

†Baynard Stadium, Wilmington, Del.
*-MEAC game

1991 (9-2, 5-1 MEAC)
(Overall - 243-253-11)
Coach: William Collick (53-21)

Date	W/L/T	Score
Sept. 7	W	20-28
Sept. 14	W	33-29
Sept. 21	W	13-7
Oct. 5	W	37-34
Oct. 12	L	9-20
Oct. 19	L	10-20
Oct. 26	W	26-10
Nov. 2	W	19-14
Nov. 9	W	31-26
Nov. 16	W	46-20
Nov. 23	W	56-12
		300-220

† Baynard Stadium, Wilmington, DE.
Bethune-Cookman forced to forfeit.
†† RFK Stadium, Washington, DC
*-MEAC game

1992 (6-5, 3-3 MEAC)
(Overall - 249-258-11)
Coach: William Collick (59-26)

Date	W/L/T	Score
Sept. 5	W	54-0
Sept. 12	L	20-42
Sept. 19	W	34-17
Sept. 26	W	45-42
Oct. 10	W	27-13
Oct. 17	W	22-20
Oct. 24	W	34-18
Oct. 31	L	7-28
Nov. 7	L	10-24
Nov. 14	L	27-49
Nov. 21	L	28-31
		305-274

†Baynard Stadium, Wilmington, Del.
†† Silverdome, Pontiac, Mich.
*-MEAC game

1993 (6-5, 4-2 MEAC)
(Overall - 255-263-11)
Coach: William Collick (65-31)

Date	W/L/T	Score
Sept. 4	W	31-28
Sept. 11	W	44-12
Sept. 18	L	14-31
Oct. 2	W	55-26
Oct. 9	L	28-42
Oct. 17	W	18-14
Oct. 23	W	65-42
Oct. 30	L	15-38
Nov. 6	W	25-19
Nov. 13	L	43-47
Nov. 20	L	33-53
		365-343

†Baynard Stadium, Wilmington, Del.
*-MEAC game

Opponent

at Jackson State
NORTHEASTERN†
TOWSON STATE
at Bethune-Cookman*
at Liberty
FLORIDA A&M*
at Morgan State*
SC STATE (HC)*
NC A&T*
at Howard*

Opponent

BETHUNE-COOK†*
YOUNGSTOWN ST
at Towson State
vs. Jackson St††
LIBERTY
at Florida A&M*
MORGAN ST (HC)*
at SC State*
at NC A&T *
at Northeastern
HOWARD*

Opponent

vs. Cheyney†
at Youngstown St
at Bethune-Cookman*
vs. Grambling††
TOWSON STATE
FLORIDA A&M*
at Morgan State*
SC STATE (HC)*
NC A&T*
at Liberty
at Howard*

Opponent

vs. Fayetteville St†
CHEYNEY
at Towson State
BETHUNE-COOKMAN*
at Youngstown St
at Florida A&M*
MORGAN ST (HC)*
at SC State*
at NC A&T*
LIBERTY
HOWARD*

1994 (7-4, 4-2 MEAC)
(Overall - 262-267-11)
Coach: William Collick (72-35)

Date	W/L/T	Score
Sept. 3	W	27-19
Sept. 10	L	3-23
Sept. 17	L	18-42
Oct. 1	W	31-13
Oct. 8	W	22-17
Oct. 15	L	18-25
Oct. 22	W	50-21
Oct. 29	L	38-42
Nov. 5	W	31-10
Nov. 12	W	28-26
Nov. 19	W	35-24
		301-262

†Frawley Stadium, Wilmington, Del.
†† Veterans Stadium, Philadelphia, Pa.
*-MEAC game

1995 (6-5, 5-1 MEAC)
(Overall - 268-272-11)
Coach: William Collick (78-40)

Date	W/L/T	Score
Sept. 2	L	14-17
Sept. 16	L	14-41
Sept. 23	L	14-41
Sept. 30	W	20-14
Oct. 7	L	21-51
Oct. 14	L	21-24
Oct. 21	W	41-17
Oct. 28	W	20-7
Nov. 4	W	17-10
Nov. 11	W	30-20
Nov. 18	W	20-13
		232-255

*-MEAC game

1996 (3-8, 2-5 MEAC)
(Overall - 271-280-11)
Coach: William Collick (81-48)

Date	W/L/T	Score
Sept. 7	W	66-19
Sept. 14	L	7-27
Sept. 21	L	16-21
Sept. 28	L	23-27
Oct. 5	W	34-12
Oct. 12	L	7-37
Oct. 19	L	26-47
Oct. 26	W	35-14
Nov. 2	L	14-34
Nov. 9	L	6-31
Nov. 23	L	23-48
		257-317

†Atlantic City Convention Center, N.J.
*-MEAC game

1997 (3-8, 1-6 MEAC)
(Overall - 274-288-11)
Coach: John McKenzie

Date	W/L/T	Score
Sept. 6	W	50-18
Sept. 13	L	30-40
Sept. 20	W	24-21
Sept. 27	L	17-33
Oct. 4	W	35-14
Oct. 18	L	0-49
Oct. 25	L	7-14
Nov. 1	L	17-37
Nov. 8	L	14-22
Nov. 15	L	20-24
Nov. 22	L	21-40
		235-312

*-MEAC game

Opponent

CHEYNEY
YOUNGSTOWN ST
TOWSON STATE†
at Bethune-Cookman*
at Liberty
FLORIDA A&M††*
at Morgan State*
SC STATE (HC)*
NC A&T*
at Rhode Island
at Howard*

Opponent




RHODE ISLAND
at Western Illinois
LIBERTY
NORFOLK STATE
at Hampton
at Florida A&M*
MORGAN ST (HC)*
at SC State*
at NC A&T State*
BETHUNE-COOKMAN*
HOWARD*

Opponent

LOCK HAVEN
at Liberty
vs. NC Central†
at Norfolk State
at Bethune-Cookman*
HAMPTON*
FLORIDA A&M*
at Morgan State*
SC STATE (HC)*
NC A&T*
at Howard*

Opponent

CHEYNEY
at Buffalo
NORFOLK STATE
LIBERTY
BETHUNE-COOKMAN*
at Florida A&M*
MORGAN ST (HC)*
at SC State*
at NC A&T*
at Hampton
HOWARD*





ALL-TIME RESULTS

1998 (0-11, 0-8 MEAC)
(Overall - 274-299-11)
Coach: John McKenzie (3-19)

Date	W/L/T	Score	Opponent
Sept. 5	L	0-68	at Hofstra
Sept. 12	L	15-37	at Elon
Sept. 19	L	26-38	at Norfolk State*
Oct. 3	L	21-56	FLORIDA A&M*
Oct. 10	L	8-50	at Bethune-Cookman*
Oct. 17	L	21-53	LIBERTY
Oct. 24	L	13-15	at Morgan State*
Oct. 31	L	14-31	SC STATE (HC)*
Nov. 7	L	15-47	NC A&T*
Nov. 14	L	13-41	HAMPTON
Nov. 21	L	43-46	at Howard*
		189-482	

*-MEAC game

1999 (4-7, 4-4 MEAC)
(Overall - 278-306-11)
Coach: John McKenzie (7-26)

Date	W/L/T	Score	Opponent
Sept. 4	L	0-21	at Hampton*
Sept. 11	L	28-51	ELON
Sept. 18	W	26-6	NORFOLK STATE*
Sept. 25	L	28-38	at Bucknell
Oct. 2	W	43-29	BETHUNE-COOKMAN*
Oct. 8	L	14-58	at Hofstra
Oct. 23	W	34-20	MORGAN ST (HC)*
Oct. 30	L	19-48	at Florida A&M*
Nov. 6	L	13-24	at NC A&T*
Nov. 13	L	14-34	at SC State*
Nov. 20	W	42-25	HOWARD*
		261-354	

*-MEAC game

2000 (7-4, 5-3 MEAC)
(Overall - 285-310-11)
Coach: Ben Blacknall

Date	W/L/T	Score	Opponent
Sept. 2	L	21-49	FLORIDA A&M*
Sept. 9	L	6-45	at Elon
Sept. 16	W	45-10	FAYETTEVILLE ST
Sept. 23	W	42-25	LIBERTY
Sept. 30	L	28-54	HAMPTON*
Oct. 7	L	20-41	at Bethune-Cookman*
Oct. 21	W	20-12	MORGAN STATE*
Oct. 28	W	57-32	SC STATE (HC)*
Nov. 4	W	46-45	NC A&T*
Nov. 11	W	31-28	at Norfolk State*
Nov. 18	W	64-37	at Howard*
		380-378	

*-MEAC game

2001 (5-6, 3-5 MEAC)
(Overall - 290-316-11)
Coach: Ben Blacknall (12-10)

Date	W/L/T	Score	Opponent
Sept. 1	L	17-35	at Florida A&M
Sept. 8	W	27-19	MILLERSVILLE
Sept. 22	L	7-34	at Liberty
Sept. 29	L	20-31	Hampton*
Oct. 6	L	24-49	BETHUNE-COOKMAN*†
Oct. 20	W	38-12	MORGAN ST (HC)*
Oct. 29	L	21-42	at SC State*
Nov. 3	W	45-22	at Savannah State
Nov. 10	W	43-13	NORFOLK ST*††
Nov. 17	W	43-31	HOWARD*
Nov. 24	L	30-36	at NC A&T*
		315-324	

†Veterans Stadium, Philadelphia, Pa.

††Qualcomm Stadium, San Diego, Calif.

*-MEAC game

2002 (4-8, 2-6 MEAC)
(Overall - 294-323-11)
Coach: Ben Blacknall (16-18)

Date	W/L/T	Score	Opponent
Aug. 31	W	16-10	at Morris Brown
Sept. 7	W	41-9	SAVANNAH STATE
Sept. 14	L	14-34	NORTHWESTERN ST
Sept. 21	L	18-20	FLORIDA A&M*
Sept. 28	L	13-27	at Bucknell
Oct. 5	L	13-44	HAMPTON*
Oct. 12	L	7-49	at Bethune-Cookman*
Oct. 26	L	28-35 (OT)	at Morgan State*
Nov. 2	W	27-21	SC STATE (HC)*
Nov. 9	L	7-34	NC A&T*
Nov. 16	L	20-23	at Norfolk State*
Nov. 23	W	14-7	at Howard*
		218-313	

*-MEAC game

2003 (1-10, 1-6 MEAC)
(Overall - 295-333-11)
Coach: Ben Blacknall (16-24)
Int. Coach: Butch Posey (1-4)

Date	W/L/T	Score	Opponent
Sept. 6	L	28-33	BUCKNELL
Sept. 13	L	6-43	at Northwestern St
Sept. 20	L	14-21	at NC Central
Sept. 27	L	14-15	at Florida A&M
Oct. 4	L	9-41	at Hampton*
Oct. 11	L	13-27	BETHUNE-COOKMAN*
Oct. 25	L	36-53	MORGAN ST (HC)*
Nov. 1	L	13-36	at SC State*
Nov. 8	L	7-33	at NC A&T*
Nov. 14	W	36-25	NORFOLK STATE*
Nov. 22	L	6-21	HOWARD*
		182-348	

*-MEAC game

2004 (4-7, 4-3 MEAC)
(Overall - 299-340-11)
Coach: Al Lavan



Date	W/L/T	Score	Opponent
Sept. 4	L	0-51	MASSACHUSETTS
Sept. 9	L	23-26	NC CENTRAL
Sept. 18	L	13-49	at Elon
Sept. 25	L	0-49	SOUTHERN ILLINOIS
Oct. 2	W	28-23	HAMPTON*
Oct. 9	L	16-45	at Bethune-Cookman*
Oct. 16	W	15-6	NC A&T*
Oct. 23	L	30-34	at Morgan State*
Oct. 30	L	14-28	SC STATE (HC)*
Nov. 13	W	33-28	at Norfolk State*
Nov. 20	W	32-13	at Howard*
		204-352	

*-MEAC game

2005 (7-4, 6-2 MEAC)
(Overall - 306-344-11)
Coach: Al Lavan (11-11)

Date	W/L/T	Score	Opponent
Sept. 3	W	21-17	Florida A&M*
Sept. 10	W	38-6	MILLERSVILLE
Sept. 17	L	7-65	at James Madison
Sept. 24	L	6-24	at Coastal Carolina
Oct. 1	L	8-26	at Hampton*
Oct. 8	W	17-0	BETHUNE-COOKMAN*
Oct. 15	W	23-13	at NC A&T*
Oct. 22	W	41-14	MORGAN ST (HC)*
Oct. 29	L	3-24	at SC State
Nov. 12	W	38-17	NORFOLK STATE*
Nov. 19	W	23-7	HOWARD*
		225-213	

*-MEAC game





ALL-TIME RESULTS

2006 (8-3, 6-2 MEAC) (Overall - 314-348-11) Coach: Al Lavan (19-14)

Date	W/L/T	Score
Sept. 2	W	34-14
Sept. 9	W	63-28
Sept. 16	L	3-23
Sept. 30	L	14-29
Oct. 7	W	33-31
Oct. 14	W	37-21
Oct. 21	W	29-7
Oct. 28	W	10-9
Nov. 4	W	62-0
Nov. 11	W	33-10
Nov. 18	L	17-20
		335-192

Opponent
vs. Florida A&M†
ST. FRANCIS
at Northwestern St
HAMPTON*
at Bethune-Cookman*
NC A&T* (HC)
at Morgan State*
SC STATE*
CONCORD (W. VA.)
at Norfolk State*
at Howard*

*-MEAC game
†-Ford Field, Detroit, Mich.

2007 (10-2, 8-0 MEAC) (MEAC Champions) (Overall - 324-350-11) Coach: Al Lavan (29-16)

Date	W/L/T	Score
Sept. 1	W	23-18
Sept. 8	W	20-7
Sept. 15	L	7-38
Sept. 29	W	24-17
Oct. 4	W	24-10
Oct. 13	W	27-0
Oct. 20	W	25-17
Oct. 27	W	17-16
Nov. 2	W	23-20
Nov. 10	W	28-21 (OT)
Nov. 17	W	29-13
Nov. 23	L	7-44
		335-192

Opponent
C. CAROLINA
at Florida A&M*
at Kent State
at Hampton*
BETHUNE-COOKMAN*
at NC A&T*
MORGAN ST. (HC)*
SC State*
at Winston-Salem St
NORFOLK STATE*
HOWARD*
at Delaware†

†-First Round FCS Playoffs, Newark, Del.
*-MEAC game

2008 (5-6, 5-3 MEAC) (Overall - 329-356-11) Coach: Al Lavan (34-22)

Date	W/L/T	Score
Sept. 4	W	35-28 (OT)
Sept. 13	L	3-24
Sept. 27	L	10-28
Oct. 4	L	14-17
Oct. 11	W	26-20
Oct. 18	W	42-7
Oct. 25	L	3-20
Nov. 1	L	17-23
Nov. 8	L	26-27
Nov. 15	W	34-28
Nov. 22	W	10-6
		220-228

Opponent
FLORIDA A&M*
at Kent State
CENTRAL CONN. ST.
HAMPTON* 5,218
at Bethune-Cookman*
NC A&T (HC)*
at Morgan State*
SC STATE*
WINSTON-SALEM ST.
at Norfolk State*
at Howard*

*-MEAC game

2009 (4-7, 3-5 MEAC) (Overall - 333-363-11) Coach: Al Lavan (38-29)

Date	W/L/T	Score
Sept. 5	L	12-21
Sept. 19	L	17-27
Sept. 26	W	21-6
Oct. 10	L	7-9
Oct. 17	L	6-63
Oct. 24	W	35-22
Oct. 31	L	10-52
Nov. 7	W	24-21
Nov. 14	L	16-21
Nov. 21	W	30-20
		178-262

Opponent
at Florida A&M*
at Delaware
at Hampton*
Bethune-Cookman*
at Michigan
Morgan State* (HC)
at South Carolina State*
at Winston-Salem State
Norfolk State*
Howard*

*-MEAC game

2010 (3-8, 2-6 MEAC) (Overall - 336-371-11) Coach: Al Lavan (41-37)

Date	W/L/T	Score
Sept. 5	L	27-37
Sept. 11	L	14-17
Sept. 25	L	14-34
Sept. 30	L	14-20
Oct. 9	L	24-47
Oct. 16	W	31-26
Oct. 23	L	24-34
Oct. 30	L	21-38
Nov. 6	W	29-7

Opponent
vs. Southern\$
Florida A&M*
at Coastal Carolina
Hampton*
at Bethune-Cookman*
North Carolina A&T* (HC)
at Morgan State*
#17 South Carolina State*
North Carolina Central

Nov. 13	L	21-31
Nov. 20	W	53-43
		272-334

*-MEAC Game
\$ - MEAC/SWAC Challenge (Orlando, Fla.)

2011 (3-8, 1-7 MEAC) (Overall - 339-379-11) Coach: Kermit Blount (3-8)

Date	W/L/T	Score
Sept. 3	W	24-21
Sept. 10	W	31-27
Sept. 17	L	0-45
Sept. 24	L	0-69
Oct. 1	L	7-34
Oct. 8	L	21-38
Oct. 15	L	24-42
Oct. 22	L	0-12
Nov. 5	L	7-17
Nov. 12	L	6-42
Nov. 19	W	39-36
		159-380

Opponent
at VMI
SHAW
at Delaware
at SC State*
at Florida A&M*
NORFOLK STATE*
at NCA&T*
MORGAN STATE* (HC)
NC CENTRAL*
at Hampton*
HOWARD*

*-MEAC Game

2012 (6-5, 5-3 MEAC) (Overall - 345-384-11) Coach: Kermit Blount (11-13)

Date	W/L/T	Score
Sept. 1	W	17-10
Sept. 8	L	14-38
Sept. 15	L	7-23
Sept. 22	L	22-24
Oct. 6	W	20-17
Oct. 13	W	31-17
Oct. 20	W	24-0
Oct. 25	W	28-23
Nov. 3	L	20-23
Nov. 10	W	35-27
Nov. 17	L	34-41
		252-243

Opponent
VMI
at Delaware
at Cincinnati
FLORIDA A&M*
at Norfolk State*
SC STATE*
NCA&T* (HC)
at Morgan State*
at NC Central*
HAMPTON*
at Howard*

*-MEAC Game

2013 (5-6, 5-3 MEAC) (Overall - 350-390-11) Coach: Kermit Blount (16-19)

Date	W/L/T	Score
Sept. 7	L	21-42
Sept. 14	L	7-49
Sept. 21	L	0-51
Sept. 28	W	24-22
Oct. 5	L	7-21
Oct. 12	W	14-7
Oct. 19	W	12-7
Oct. 26	L	7-30
Nov. 2	W	22-20
Nov. 16	W	29-22
Nov. 23	L	26-31
		169-301

Opponent
at Delaware
at Towson
at #1 No. Dakota State
at Savannah State*
BETHUNE-COOKMAN*
NORFOLK STATE* (HC)
at NCA&T*
at Hampton*
HOWARD*
at Florida A&M*
MORGAN STATE*




*-MEAC Game

2014 (2-10, 2-6 MEAC) (Overall - 352-400-11) Coach: Kermit Blount (18-29)

Date	W/L/T	Score
Aug. 30	L	21-52
Sept. 7	L	9-27
Sept. 13	L	7-21
Sept. 20	L	0-59
Sept. 27	W	35-10
Oct. 4	L	7-27
Oct. 11	W	13-10
Oct. 18	L	20-33
Oct. 25	L	0-23
Nov. 1	L	10-17
Nov. 15	L	7-41
Nov. 22	L	7-69
		136-389

Opponent
at Monmouth
at Delaware
TOWSON
at Temple
SAVANNAH STATE*
at #17 Bethune-Cookman*
at Norfolk State*
NCA&T* (HC)
HAMPTON*
at Howard*
FLORIDA A&M*
at Morgan State*

*-MEAC Game





ALL-TIME RESULTS

2015 (1-10, 1-7 MEAC)

(Overall - 353-410-11)

Coach: Kenny Carter (1-10)

Date	W/L/T	Score	Opponent
Sept. 5	L	13-32	at Liberty
Sept. 12	L	13-45	at Kent State
Sept. 19	L	30-31	CHOWAN
Oct. 3	L	6-26	MORGAN STATE*
Oct. 10	L	7-21	at Hampton*
Oct. 17	L	13-41	at Florida A&M*
Oct. 24	L	7-39	SC STATE* (HC)
Oct. 31	L	21-49	BETHUNE-COOKMAN*
Nov. 7	L	10-43	at NC Central*
Nov. 14	L	6-27	at NCA&T*
Nov. 21	W	32-31	HOWARD*
		335-192	

*-MEAC game

2016 (0-11, 0-8 MEAC)

(Overall - 353-421-11)

Coach: Kenny Carter (1-21)

Date	W/L/T	Score	Opponent
Sep. 1	L	14-56	at Delaware
Sep. 10	L	20-34	MONMOUTH
Sep. 23	L	0-79	at Missouri
Oct. 1	L	17-20	at Morgan State*
Oct. 8	L	17-27	at HAMPTON*
Oct. 15	L	27-41	FLORIDA A&M* (HC)
Oct. 22	L	3-30	at SC State*
Oct. 29	L	10-41	at Bethune-Cookman*
Nov. 5	L	19-38	NC CENTRAL*
Nov. 12	L	14-45	NCA&T*
Nov. 19	L	21-26	at Howard*
		162-437	

*-MEAC game

2017 (2-9; 2-6 MEAC)

Overall: 355-430-11

Coach: Kenny Carter (3-30)

Aug. 31	L	3-22	at Delaware
Sep. 8	L	15-28	at Hampton*
Sep. 16	L	16-59	at West Virginia
Sep. 23	L	7-17	NORFOLK STATE*
Oct. 7	L	3-44	at NCA&T*
Oct. 14	L	23-52	HOWARD*
Oct. 21	W	17-14	SO. CAROLINA STATE*
Oct. 28	L	14-42	at N.C. Central*
Nov. 4	L	21-35	at Savannah State*
Nov. 11	W	33-30	MORGAN STATE*
Nov. 18	W	6-77	at Florida State

2018 (3-8; 2-5 MEAC)

Overall: 358-438-11

Coach: Rod Milstead (3-8)

Sep. 1	L	10-48	at Buffalo
Sep. 8	L	14-45	at St. Francis (Pa.)
Sep. 15	L	0-68	at Western Michigan
Sep. 29	L	28-54	at Norfolk State*
Oct. 6	L	6-34	NCA&T*
Oct. 13	L	13-55	at Howard*
Oct. 20	L	19-30	at SC StateCAROLINA STATE*
Oct. 28	L	14-42	at N.C. Central*
Nov. 4	L	21-35	at Savannah State*
Nov. 11	W	33-30	MORGAN STATE*
Nov. 18	W	6-77	at Florida State





ALL-TIME SERIES

Akron (1-0)

H: N/A; A: 1-0; N: N/A

Year	W/L	Score	Site
1987	W	52-26 (52-26)	A

Largest DSU Victory: 52-26 (1987)
 Largest Akron victory: N/A
 Longest DSU Win Streak: N/A
 Longest Akron Win Streak: N/A

Alcorn State (0-1)

H: N/A; A: 0-1; N: N/A

Year	W/L	Score	Site
1975	L	7-33 (7-33)	A

Largest DSU Victory: N/A
 Largest Alcorn State victory: 33-7 (1975)
 Longest DSU Win Streak: N/A
 Longest Alcorn State Win Streak: N/A

Arkansas-Pine Bluff (2-0)

H: 1-0; A: 1-0; N: N/A

Year	W/L	Score	Site
1987	W#	20-22	A
1988	W	58-7	H (78-29)

Largest DSU Victory: 58-7 (1988)
 Largest Arkansas-Pine Bluff victory: N/A
 Longest DSU Win Streak: 2 (1987-1988)
 Longest Arkansas-Pine Bluff Win Streak: N/A
 # - Forfeit

Atlantic City H.S. (0-1)

H: N/A; A: N/A; N: N/A

Year	W/L	Score	Site
1925	L	6-27	-- (6-27)

Largest DSU Victory: N/A
 Largest Atlantic City Victory: 27-6 (1925)
 Longest DSU Win Streak: N/A
 Longest Atlantic City Win Streak: N/A

Bethune-Cookman (19-20, 19-20 MEAC)

H: 12-7; A: 7-12; N: 0-1

Year	W/L	Score	Site
1976**	L	7-41	H
1977**	W	10-6	H
1978**	L	7-17	A
1979**	W	17-15	H
1980**	L	20-37	A
1981**	L	0-8	H
1982**	L	24-27	A
1983**	W	23-16	H
1984**	L	38-41	A
1985**	W	51-7	H
1986**	W	34-17	A
1987**	W	45-0	H
1988**	L	9-10	A
1989**	W	28-14	H
1990**	W	56-42	A
1991**	L	20-28	H
1992**	W	34-17	A
1993**	W	55-26	H
1994**	W	31-13	A
1995**	W	30-20	H
1996**	W	34-12	A
1997**	W	35-14	H
1998**	L	8-50	A
1999**	W	43-29	H
2000**	L	20-41	A
2001**	L	24-49	1
2002**	L	7-49	A
2003**	L	13-27	H
2004**	L	16-45	A
2005**	W	17-0	H
2006**	W	33-21	A
2007**	W	24-10	H
2008**	W	26-20	A
2009**	L	7-9	H
2010**	L	24-47	A
2013**	L	7-21	H
2014**	L	7-27	A
2015**	L	21-49	H
2016**	L	10-41	A

Largest DSU Victory: 45-0 (1987)
 Largest Bethune-Cookman victory: 50-8 (1998)
 Longest DSU Win Streak: 6 (1992-1997)
 Longest Bethune-Cookman Win Streak: 6 (2009-pres.)
 1 - Veterans Stadium, Philadelphia, PA

Bloomsburg (1-1)

H: N/A; A: N/A; N: N/A

Year	W/L	Score
1956	L	0-13
1957	W	13-0

Largest DSU Victory: 13-0 (1957)
 Largest Bloomsburg victory: 13-0 (1956)
 Longest DSU Win Streak: N/A
 Longest Bloomsburg Win Streak: N/A

Bluefield (2-1, 2-1 CIAA)

H: N/A; A: N/A; N: N/A

Year	W/L	Score
1945*	W	26-0
1949*	W	13-11
1950*	L	36-44

Largest DSU Victory: 26-0 (1945)
 Largest Bluefield victory: 44-36 (1950)
 Longest DSU Win Streak: 2 (1945-1949)
 Longest Bluefield Win Streak: N/A

Boise State (0-1)

H: N/A; A: 0-1; N: N/A

Year	W/L	Score	Site
1987	L	13-34 (13-34)	A

Largest DSU Victory: N/A
 Largest Boise State Victory: 34-13 (1987)
 Longest DSU Win Streak: N/A
 Longest Boise State Win Streak: N/A

Bordentown (NJ) Military Institute (3-4-1)

H: N/A; A: N/A; N: N/A

Year	W/L	Score
1930	L	6-7
1931	W	14-13
1932	L	7-20
1933	L	0-13
1934	W	20-0
1935	W	39-0
1936	T	6-6
1939	L	N/A (92-39)

Largest DSU Victory: 39-0 (1935)
 Largest Bordentown Victory: 20-7 & 13-0 (1932 & 1933)
 Longest DSU Win Streak: 2 (1934-1935)
 Longest Bordentown Win Streak: 2 (1932-1933)

Boston (1-0)

H: N/A; A: 1-0; N: N/A

Year	W/L	Score	Site
1986	W	30-9 (30-9)	A

Largest DSU Victory: 30-9 (1986)
 Largest Boston victory: N/A
 Longest DSU Win Streak: N/A
 Longest Boston Win Streak: N/A

Bowie State (3-1)

H: N/A; A: 1-0; N: N/A

Year	W/L	Score	Site
1933	L	18-26	--
1934	W	13-0	--
1936	W	18-9	--
1984	W	70-8 (119-43)	A

Largest DSU Victory: 70-8 (1984)
 Largest Bowie State Victory: 26-18 (1933)
 Longest DSU Win Streak: 3 (1934-1984)
 Longest Bowie State Win Streak: N/A

Bucknell (0-3)

H: 0-1; A: 0-2; N: N/A

Year	W/L	Score	Site
1999	L	28-38	A
2002	L	13-27	A
2003	L	28-33 (69-98)	H

Largest DSU Victory: N/A
 Largest Bucknell victory: 27-13 (2002)
 Longest DSU Win Streak: N/A
 Longest Bucknell Win Streak: 3 (1999-2003)

Buffalo (0-2)

H: N/A; A: 0-2; N: N/A

Year	W/L	Score	Site
1997	L	30-40	A
2018	L	10-48 (40-80)	A

Largest DSU Victory: N/A
 Largest Buffalo victory: 48-10 (2018)
 Longest DSU Win Streak: N/A
 Longest Buffalo Win Streak: two games





ALL-TIME SERIES

C.W. Post (1-2)

H: 0-1; A: 1-0; N: N/A

Year	W/L	Score	Site
1965	L	0-35	--
1972	W	27-7	A
1973	L	0-13	H

Largest DSU Victory: 27-7 (1972)
 Largest C.W. Post victory: 35-0 (1965)
 Longest DSU Win Streak: N/A
 Longest C.W. Post Win Streak: N/A

Central Connecticut State (0-1)

H: 1-0; A: N/A; N: N/A

Year	W/L	Score	Site
2008	L	10-28	H

Largest DSU Victory: N/A
 Largest Central Connecticut State victory: 28-10 (2008)
 Longest DSU Win Streak: N/A
 Longest Central Connecticut State Win Streak: 1 (2008)

Central State (3-4)

H: 2-1; A: 1-1; N: N/A

Year	W/L	Score	Site
1947	L	0-41	--
1948	L	0-41	--
1980	W	20-14	H
1981	W	13-7	A
1982	L	31-37	H
1983	L	26-49	A
1984	W	55-17	H

Largest DSU Victory: 55-17 (1984)
 Largest Central State victory: 41-0 (1947 and 1948)
 Longest DSU Win Streak: 2 (1980-1981)
 Longest Central State Win Streak: 2 (1947-1948 & 1982-1983)

Cheyney (12-9)

H: 3-0-0; A: N/A; N: 2-0-0

Year	W/L	Score	Site
1929	W	12-7	--
1930	L	0-6	--
1931	L	0-30	--
1932	L	12-13	--
1933	L	0-7	--
1934	W	14-0	--
1935	W	7-0	--
1936	L	0-29	--
1938	L	7-20	--
1939	L	7-12	--
1941	L	12-27	--
1951	L	0-3	--
1953	W	7-6	--
1954	W	25-0	--
1955	W	37-0	--
1956	W	27-0	--
1989	W	41-0	1
1992	W	54-0	1
1993	W	44-12	H
1994	W	27-19	H
1997	W	50-18	H

Largest DSU Victory: 54-0 (1992)
 Largest Cheyney Victory: 30-0 (1931)
 Longest DSU Win Streak: 9 (1953-1997)
 Longest Cheyney Win Streak: 5 (1936-1951)
 1-Baynard Stadium – Wilmington, Del.

Chowan (0-1)

H: 0-1; A: 0-0; N: N/A

Year	W/L	Score	Site
2015	L	30-31	H

Largest DSU Victory: n/a
 Largest CU victory: 31-30 (2015)
 Longest DSU Win Streak: n/a
 Longest CU Win Streak: 1 (2015)

Cincinnati (0-1)

H: 1-0; A: N/A; N: N/A

Year	W/L	Score	Site
2012	L	7-23	A

Largest DSU Victory: N/A
 Largest Cincinnati victory: 23-7 (2012)
 Longest DSU Win Streak: N/A
 Longest Cincinnati Win Streak: 1 (2012)

Clarion State (1-6)

H: 0-2; A: 0-4; N: N/A

Year	W/L	Score	Site
1968	W	34-22	--
1969	L	14-20	A
1973	L	14-34	A
1976	L	0-16	A
1977	L	3-8	H
1978	L	10-31	A
1979	L	12-45	H

Largest DSU Victory: 34-22 (1968)
 Largest Clarion State victory: 45-12 (1979)
 Longest DSU Win Streak: N/A
 Longest Elizabeth City State Win Streak: 6 (1969-1979)

Coastal Carolina (1-2)

H: 1-0; A: 0-2; N: N/A

Year	W/L	Score	Site
2005	L	6-24	A
2007	W	23-18	H
2010	L	14-34	A

Largest DSU Victory: 23-18 (2007)
 Largest Coastal Carolina victory: 34-14 (2010)
 Longest DSU Win Streak: N/A
 Longest Coastal Carolina Win Streak: N/A

Connecticut (2-0)

H: 1-0; A: 1-0; N: N/A

Year	W/L	Score	Site
1985	W	24-14	A
1986	W	32-21	H

Largest DSU Victory: 32-21 (1986)
 Largest Connecticut victory: N/A
 Longest DSU Win Streak: 2 (1985-1986)
 Longest Connecticut Win Streak: N/A

Delaware (0-8)

H: N/A; A: 0-7; N: N/A

Year	W/L	Score	Site
2007	L	7-44	A (1)
2009	L	17-27	A
2011	L	0-45	A
2012	L	14-38	A
2013	L	21-42	A
2014	L	7-27	A
2016	L	14-56	A
2017	L	3-22	A

Largest DSU Victory: N/A
 Largest Delaware victory: 45-0 (2011)
 Longest DSU Win Streak: N/A
 Longest Delaware Win Streak: 8 (Current)
 1 - First Round FCS Playoffs

District of Columbia (6-2)

H: 3-0; A: 1-0; N: N/A

Year	W/L	Score	Site
1933	L	0-8	--
1934	W	6-2	--
1935	W	25-17	--
1936	L	0-20	--
1974	W	18-8	H
1980	W	8-6	H
1983	W	56-6	H
1987	W	69-14	A

Largest DSU Victory: 69-14 (1987)
 Largest UDC Victory: 20-0 (1936)
 Longest DSU Win Streak: 4 (1974-1987)
 Longest UDC Win Streak: N/A

Downingtown (PA) Industrial (5-2)

H: N/A; A: N/A; N: N/A

Year	W/L	Score
1926	W	14-0
1930	W	14-12
1931	L	0-33
1932	L	0-18
1933	W	7-0
1934	W	25-0
1935	W	32-0

Largest DSU Victory: 32-0 (1935)
 Largest Downingtown Victory: 33-0 (1931)
 Longest DSU Win Streak: 3 (1933-1935)
 Longest Downingtown Win Streak: 2 (1931-1932)

East Stroudsburg (0-2)

H: N/A; A: 0-1; N: N/A

Year	W/L	Score	Site
1968	L	7-47	--
1969	L	12-35	A

Largest DSU Victory: N/A
 Largest East Stroudsburg victory: 47-7 (1968)
 Longest DSU Win Streak: N/A
 Longest East Stroudsburg Win Streak: 2 (1968-1969)

Eastern Kentucky (0-1)

H: N/A; A: 0-1; N: N/A

Year	W/L	Score	Site
1989	L	13-48	A

Largest DSU Victory: N/A
 Largest Eastern Kentucky victory: 48-13 (1989)
 Longest DSU Win Streak: N/A
 Longest Eastern Kentucky Win Streak: N/A

Elizabeth City State (5-3, 2-2 CIAA)

H: 2-1; A: 1-0; N: N/A

Year	W/L	Score	Site
1941	L	0-18	--
1966*	W	12-6	--
1967*	W	13-12	--
1968*	L	3-10	--
1969*	L	6-31	H
1974	W	14-8	H
1975	W	17-7	A
1976	W	9-7	H

Largest DSU Victory: 17-7 (1975)
 Largest Elizabeth City Victory: 18-0 (1941)
 Longest DSU Win Streak: 3 (1974-1976)
 Longest Elizabeth City Win Streak: 2 (1968-1969)





ALL-TIME SERIES

Elon (0-4)
H: 0-1; A: 0-3; N: N/A

Year	W/L	Score	Site
1998	L	15-37	A
1999	L	28-51	H
2000	L	6-45	A
2004	L	13-49	A

(62-182)
 Largest DSU Victory: N/A
 Largest Elon victory: 45-6 (2000)
 Longest DSU Win Streak: N/A
 Longest Elon Win Streak: 4 (1998-2004)

Fayetteville State (2-0)
H: 1-0; A: 1-0; N: N/A

Year	W/L	Score	Site
1993	W	31-28	A
2000	W	45-10	H

(76-38)
 Largest DSU Victory: 45-10 (2000)
 Largest Fayetteville State victory: N/A
 Longest DSU Win Streak: 2 (1993-2000)
 Longest Fayetteville State Win Streak: N/A

Florida A&M (9-25, 8-22 MEAC)
H: 3-12; A: 5-12; N: 1-1

Year	W/L	Score	Site
1977	L	15-37	H
1978	L	0-37	A
1980**	L	9-57	A
1981**	L	3-27	A
1982**	L	23-29	H
1983	W	36-34	A
1988	L	31-45	H
1989**	W	18-13	A
1990**	L	38-43	H
1991**	L	10-20	A
1992**	W	22-20	H
1993*	W	18-14	A
1994**	L	18-25	1
1995**	L	21-24	A
1996**	L	26-47	H
1997**	L	0-49	A
1998**	L	21-56	H
1999*	L	19-48	A
2000**	L	21-49	H
2001**	L	17-35	A
2002**	L	18-20	H
2003**	L	14-15	A
2005**	W	21-17	A
2006**	W	24-14	2
2007**	W	20-7	A
2008**	W	35-28 (OT)	H
2009**	L	12-21	A
2010**	L	14-17	H
2011**	L	7-34	A
2012**	L	22-24	H
2013**	W	29-22	A
2014**	L	7-41	H
2015**	L	13-41	A
2016**	L	27-41	H

(594-1051)
 Largest DSU Victory: 20-7 (2007)
 Largest Florida A&M victory: 49-0 (1997)
 Longest DSU Win Streak: 4 (2005-2008)
 Longest Florida A&M Win Streak: 10 (1994-2003)
 1 – Veterans Stadium, Phila., Pa.
 2 – Ford Field, Detroit, Mich.

Florida N&T (1-0)
H: N/A; A: N/A; N: 1-0

Year	W/L	Score	Site
1946	W	7-6	1

(7-6)
 Largest DSU Victory: 7-6 (1946)
 Largest Florida N&T Victory: N/A
 Longest DSU Win Streak: N/A
 Longest Florida N&T Win Streak: N/A
 1- 1947 Flower Bowl – played on 1/1/47 – Jacksonville, Fla.

Florida State (0-1)
H: N/A; A: 0-1; N: N/A

Year	W/L	Score	Site
2017	L	6-77	A

Fort DuPont (1-0)
H: N/A; A: N/A; N: N/A

Year	W/L	Score	Site
1942	W	27-0	1

(27-0)
 Largest DSU Victory: 27-0 (1942)
 Largest Fort DuPont Victory: N/A
 Longest DSU Win Streak: N/A
 Longest Fort DuPont Win Streak: N/A

Grambling State (1-0)
H: N/A; A: N/A; N: 1-0

Year	W/L	Score	Site
1992	W	45-42	1

(45-42)
 Largest DSU Victory: 45-42 (1992)
 Largest Grambling State victory: N/A
 Longest DSU Win Streak: N/A
 Longest Grambling State Win Streak: N/A
 1 - Silverdome, Pontiac, Mich.

Hampton (14-29, 4-16 MEAC, 10-10 CIAA)
H: 7-13; A: 7-16; N: N/A



Year	W/L	Score	Site
1945*	W	14-0	A
1946*	L	0-12	A
1953*	L	0-26	A
1954*	W	6-0	H
1955*	W	12-0	A
1956*	W	46-6	H
1957*	L	0-6	A
1958*	L	14-28	H
1959*	L	8-26	A
1960*	L	8-13	H
1961*	W	22-8	A
1962*	W	12-9	H
1963*	L	6-25	A
1964*	W	26-23	H
1965*	W	30-13	A
1966*	L	0-6	H
1967*	L	6-35	A
1968*	L	10-17	H
1969*	W	20-0	A
1970*	W	49-0	H
1995	L	21-51	A
1996**	L	7-37	H
1997	L	20-24	A
1998	L	13-41	H
1999**	L	0-21	A
2000**	L	28-54	H
2001**	L	20-31	A
2002**	L	13-44	H
2003**	L	9-41	A
2004**	W	28-23	H
2005**	L	8-26	A
2006**	L	14-29	H
2007**	W	24-17	A
2008**	L	14-17	H
2009**	W	21-6	A
2010**	L	14-20	H
2011**	L	6-42	A
2012**	W	35-27	H
2013**	L	7-30	A
2014**	L	0-23	H
2015**	L	7-21	A
2016**	L	17-27	A
2017**	L	15-28	A

(630-933)
 Largest DSU Victory: 49-0 (1970)
 Largest Hampton victory: 51-21 (1995)
 Longest DSU Win Streak: 3 (1955-1957)
 Longest Hampton Win Streak: 9 (1995-2003)

Hofstra (1-4)
H: 1-0; A: 0-4; N: N/A

Year	W/L	Score	Site
1971	L	0-30	A
1972	W	26-7	H
1973	L	14-26	A
1998	L	0-68	A
1999	L	14-58	A

(54-189)
 Largest DSU Victory: 26-7 (1972)
 Largest Hofstra victory: 14-7 (1971)
 Longest DSU Win Streak: N/A
 Longest Hofstra Win Streak: 3 (1973-1999)





ALL-TIME SERIES

Howard (37-37-1, 22-26 MEAC, 14-10 CIAA)
H: 15-10; A: 10-15; N: N/A

Year	W/L	Score	Site
1941	L	0-13	--
1942	T	13-13	--
1944	W	7-6	--
1944	W	18-6	--
1945*	L	19-25	--
1946*	W	19-7	--
1947*	L	0-27	--
1948*	L	0-40	--
1949*	L	7-38	--
1950*	L	6-7	--
1951*	L	2-21	--
1952*	L	0-25	--
1953*	W	13-6	--
1954*	W	13-0	--
1958*	W	20-8	--
1959*	L	6-14	--
1960*	W	24-6	--
1961*	W	20-0	--
1962*	W	20-0	--
1963*	W	30-0	--
1964*	L	16-32	--
1965*	W	6-0	--
1966*	W	26-16	--
1967*	W	16-0	--
1968*	W	48-7	--
1969*	W	10-0	H
1970*	W	20-0	A
1971**	L	3-24	H
1972**	L	0-10	A
1973**	L	6-29	H
1974**	L	7-30	A
1975**	L	7-12	H
1976**	L	0-32	A
1977**	W	18-0	H
1978**	L	6-37	A
1979**	L	0-23	H
1980**	L	7-49	A
1981**	L	27-31	H
1982**	L	14-22	A
1983**	W	62-20	H
1984**	W	45-7	A
1985**	W	38-16	H
1986**	L	18-27	A
1987**	W#	7-12	H
1988**	W	28-21	A
1989**	L	14-19	H
1990**	W	29-14	A
1991**	W	56-12	H
1992**	L	28-31	A
1993**	L	33-35	H
1994**	W	35-24	A
1995**	W	20-13	H
1996**	L	23-48	A
1997**	L	21-40	H
1998**	L	43-46	A
1999**	W	42-25	H
2000**	W	64-37	A
2001**	W	43-31	H
2002**	W	14-7	A
2003**	L	6-21	H
2004**	W	32-13	A
2005**	W	23-7	H
2006**	L	17-20	A
2007**	W	29-13	H
2008**	W	10-6	A
2009**	W	30-20	H
2010**	W	53-43	A
2011**	W	39-36	H
2012**	L	34-41	A
2013**	W	22-20	H
2014**	L	10-17	A
2015**	W	32-31	A
2016**	L	21-26	A
2017**	L	23-52	H
2018**	L	13-55	A

Largest DSU Victory: 56-12 (1991)
Largest HU Victory: 55-13 (2018)
Longest DSU Win Streak: 6 (1956-1970)
Longest HU Win Streak: 6 (1947-1952 & 1971-1976)
- Forfeit

Howard H.S. (2-1-1)
H: N/A; A: N/A; N: N/A

Year	W/L	Score
1930	W	7-0
1931	T	0-0
1932	L	6-7
1933	W	18-0

(31-7)
Largest DSU Victory: 18-0 (1933)
Largest Howard Victory: 7-6 (1932)
Longest DSU Win Streak: N/A
Longest Howard Win Streak: N/A

Indiana State (0-2)
H: N/A; A: N/A; N: N/A

Year	W/L	Score
1967	L	0-16
1968	L	0-17

(0-33)
Largest DSU Victory: N/A
Largest Indiana State victory: 17-0 (1968)
Longest DSU Win Streak: N/A
Longest Indiana State Win Streak: 2 (1967-1968)

Jackson State (1-2)
H: N/A; A: 0-1; N: 1-1

Year	W/L	Score	Site
1986	L	25-28	1
1990	L	7-31	A
1991	W	37-34	2

(69-93)
Largest DSU Victory: 37-34 (1991)
Largest Jackson State victory: 31-7 (1990)
Longest DSU Win Streak: N/A
Longest Jackson State Win Streak: 2 (1986-1990)
1 - Franklin Field, Philadelphia, Pa.
2 - RFK Stadium, Washington, D.C.

James Madison (1-2)
H: 1-0; A: 0-2; N: N/A

Year	W/L	Score	Site
1983	W	38-28	H
1984	L	19-20	A
2005	L	7-65	A

(64-113)
Largest DSU Victory: 38-28 (1983)
Largest James Madison victory: 65-7 (2005)
Longest DSU Win Streak: N/A
Longest James Madison Win Streak: 2 (1984-2005)

J.C. Smith (7-11, 7-11 CIAA)
H: N/A; A: N/A; N: N/A

Year	W/L	Score	Site
1947*	W	11-7	--
1948*	W	14-12	--
1949*	L	6-10	--
1950*	W	66-0	--
1951*	L	0-24	--
1952*	L	0-21	--
1953*	L	0-20	--
1954*	W	13-0	--
1955*	W	20-6	--
1956*	W	32-0	--
1957*	W	13-7	--
1958*	L	6-28	--
1959*	L	0-42	--
1960*	L	0-22	--
1961*	L	0-40	--
1962*	L	12-20	--
1963*	L	0-43	--
1964	L	6-8	--

(199-310)
Largest DSU Victory: 66-0 (1950)
Largest J.C. Smith victory: 43-0 (1963)
Longest DSU Win Streak: 4 (1954-1957)
Longest J.C. Smith Win Streak: 7 (1958-1964)

Kent State (0-3)
H: N/A; A: 0-3; N: N/A

Year	W/L	Score	Site
2007	L	7-38	A
2008	L	3-24	A
2015	L	13-45	A

(23-107)
Largest DSU Victory: N/A
Largest Kent State victory: 45-13 (2015)
Longest DSU Win Streak: N/A
Longest Kent State Win Streak: 3 (2007-2008; 2015)

Kentucky State (2-1-1)
H: 2-0; A: 0-1-1; N: N/A

Year	W/L	Score	Site
1976	T	0-0	A
1977	W	10-3	H
1978	L	12-18	A
1979	W	16-2	H

(38-23)
Largest DSU Victory: 16-2 (1979)
Largest Kentucky State victory: 18-12 (1978)
Longest DSU Win Streak: N/A
Longest Kentucky State Win Streak: N/A

King's (PA) (5-4)
H: N/A; A: N/A; N: N/A


Year	W/L	Score	Site
1951	L	0-13	--
1952	L	6-33	--
1955	W	13-0	--
1956	W	27-13	--
1957	W	20-0	--
1958	L	6-20	--
1959	L	6-8	--
1960	L	12-14	--
1961	W	36-0	--
1962	W	16-8	--

(142-109)
Largest DSU Victory: 36-0 (1961)
Largest King's (PA) victory: 33-6 (1952)
Longest DSU Win Streak: 3 (1955-1957)
Longest King's (PA) Win Streak: 3 (1958-1960)

Liberty (5-10)
H: 2-6; A: 3-4; N: N/A

Year	W/L	Score	Site
1982	L	22-35	H
1983	W	48-24	A
1984	W	34-11	H
1990	W	38-37	A
1991	L	9-20	H
1992	L	27-49	A
1993	L	43-47	H
1994	W	22-17	A
1995	L	14-41	H
1996	L	7-27	A
1997	L	17-33	H
1998	L	21-53	H
2000	W	42-25	H
2001	L	7-34	A
2015	L	13-32	A

(364-485)
Largest DSU Victory: 48-24 (1983)
Largest Liberty victory: 53-21 (1998)
Longest DSU Win Streak: 3 (1983-1990)
Longest Liberty Win Streak: 4 (1995-1998)





ALL-TIME SERIES

Lincoln (PA) (12-10-1, 9-6-1 CIAA)

H: N/A; A: N/A; N: N/A

Year	W/L	Score	Site
1924	L	0-65	--
1934	W	8-0	--
1935	W	13-6	--
1936	L	0-41	--
1937	W	13-6	--
1942	L	6-34	--
1944	L	0-19	--
1945*	L	13-25	--
1946*	L	6-19	--
1947*	L	7-20	--
1948*	W	7-6	--
1949*	W	26-20	--
1950*	T	0-0	--
1951*	L	0-34	--
1952*	L	6-26	--
1953*	L	12-19	--
1954*	W	18-13	--
1955*	W	18-0	--
1956*	W	50-0	--
1957*	W	26-0	--
1958*	W	26-8	--
1959*	W	38-13	--
1960*	W	34-6	--

(327-380)
 Largest DSU Victory: 50-0 (1956)
 Largest Lincoln Victory: 65-0 (1924)
 Longest DSU Win Streak: 7 (1954-1960)
 Longest Lincoln Win Streak: 5 (1942-1947)

Livingstone (1-0)

H: 1-0; A: N/A; N: N/A

Year	W/L	Score	Site
1979	W	26-10	H

(26-10)
 Largest DSU Victory: 26-10 (1979)
 Largest Livingstone victory: N/A
 Longest DSU Win Streak: N/A
 Longest Livingstone Win Streak: N/A

Lock Haven (2-1)

H: 1-1; A: 1-0; N: N/A

Year	W/L	Score	Site
1970	W	19-14	A
1971	L	7-14	H
1996	W	66-19	H

(92-47)
 Largest DSU Victory: 66-19 (1996)
 Largest Lock Haven victory: 14-7 (1971)
 Longest DSU Win Streak: N/A
 Longest Lock Haven Win Streak: N/A

Mansfield (1-3)

H: N/A; A: N/A; N: N/A

Year	W/L	Score	Site
1964	L	0-7	--
1965	W	26-13	--
1966	L	0-20	--
1967	L	6-26	--

(32-66)
 Largest DSU Victory: 26-13 (1965)
 Largest Mansfield victory: 20-0 & 26-6 (1966 & 1967)
 Longest DSU Win Streak: N/A
 Longest Mansfield Win Streak: 2 (1966-1967)

Maryland State/UMES

(14-21, 4-4 MEAC, 2-13 CIAA)

Year	W/L	Score	Site
H: 1-4-0; A: 4-1; N: N/A			
1930	W	18-0	--
1930	W	19-0	--
1931	W	30-0	--
1932	W	13-0	--
1933	W	38-0	--
1934	W#	1-0	--
1935	W	42-0	--
1950	L	0-34	--
1951	L	6-18	--
1952	L	0-60	--
1955*	L	0-3	--
1956*	W	12-7	--
1957*	L	0-21	--
1958*	L	0-44	--
1959*	L	0-26	--
1960*	L	6-13	--
1961*	L	8-25	--
1962*	L	0-19	--
1963*	L	0-37	--
1964*	L	0-22	--
1965*	L	6-41	--
1966*	L	6-52	--
1967*	L	8-37	--
1968*	L	20-33	--
1969*	L	19-21	H
1970*	W	21-15	A
1971**	W	7-6	A
1972**	L	0-19	H
1973**	L	14-20	A
1974**	L	0-36	H
1975**	W	44-0	A
1976**	W	13-0	H
1977**	W	22-0	A
1978**	L	7-17	H
1979	W	19-13	A

(399-639)
 Largest DSU Victory: 44-0 (1975)
 Largest UMES Victory: 60-0 (1952)
 Longest DSU Win Streak: 7 (1930-1935)
 Longest UMES Win Streak: 13 (1957-1969)
 #-Forfeit

Massachusetts (0-2)

H: 0-1; A: 0-1; N: N/A

Year	W/L	Score	Site
1980	L	0-39	A
2004	L	0-51	H

(0-90)
 Largest DSU Victory: N/A
 Largest Massachusetts victory: 51-0 (2004)
 Longest DSU Win Streak: N/A
 Longest Massachusetts Win Streak: 2 (1980-2004)

Millersville (4-1)

H: 3-1; A: 1-0; N: N/A

Year	W/L	Score	Site
1970	W	44-10	H
1972	W	28-21	A
1973	L	7-14	H
2001	W	27-19	H
2005	W	38-6	H

(144-70)
 Largest DSU Victory: 44-10 (1970)
 Largest Millersville victory: 14-7 (1973)
 Longest DSU Win Streak: 2 (1970-1972 & 2001-2005)
 Longest Millersville Win Streak: N/A

Missouri (0-1)

H: 0-0; A: 0-1; N: N/A

Year	W/L	Score	Site
2016	L	0-79	A

Monmouth (0-2)

H: 0-1; A: 0-1; N: N/A

Year	W/L	Score	Site
2014	L	21-52	A
2016	L	20-34	H

Montclair State (4-4)

H: 1-0; A: 0-1; N: N/A

Year	W/L	Score	Site
1963	W	20-12	--
1964	L	6-36	--
1965	L	7-26	--
1966	W	22-6	--
1967	L	3-16	--
1968	W	34-14	--
1969	W	28-9	H
1970	L	7-10	A

(127-129)
 Largest DSU Victory: 28-9 (1969)
 Largest Montclair State victory: 36-6 (1964)
 Longest DSU Win Streak: 2 (1968-1969)
 Longest Montclair State Win Streak: 2 (1964-1965)

Moorestown H.S (0-1)

H: N/A; A: N/A; N: N/A

Year	W/L	Score	Site
1925	L	13-21	--

(13-21)
 Largest DSU Victory: N/A
 Largest Moorestown Victory: 21-13 (1925)
 Longest DSU Win Streak: N/A
 Longest Moorestown Win Streak: N/A

Morgan State (25-37, 23-19 MEAC, CIAA 1-17)

H: 15-9; A: 9-12; N: N/A

Year	W/L	Score	Site
1944	L	0-47	--
1945*	L	0-27	--
1946*	L	6-22	--
1947*	L	0-31	--
1948*	L	0-41	--
1949*	L	0-32	--
1950*	L	0-20	--
1951*	L	6-45	--
1952*	L	6-33	--
1961*	W	6-3	--
1962*	L	0-34	--
1963*	L	14-46	--
1964*	L	6-36	--
1965*	L	0-34	--
1966*	L	6-38	--
1967*	L	0-27	--
1968*	L	3-38	--
1969*	L	14-34	H
1970*	L	6-34	A
1971**	L	7-33	H
1972**	L	7-42	A
1973**	L	6-34	H
1974**	L	7-21	A
1975**	W	17-3	H
1976**	L	13-36	A
1977**	W	20-6	H
1978**	W	13-6	A
1979**	L	0-22	H
1985	W	35-0	H
1986**	W	40-12	A
1987**	W	30-7	H
1988**	W	21-8	A
1989**	W	27-12	H
1990**	W	28-7	A
1991**	W	26-10	H
1992**	W	34-18	A
1993**	W	65-42	H
1994**	W	50-21	A
1995**	W	41-17	H
1996**	W	35-14	A
1997**	L	7-14	H
1998**	L	13-15	A
1999**	W	34-20	H
2000**	W	20-12	H
2001**	W	38-12	H
2002**	L	28-35 (OT)	A
2003**	L	36-53	H
2004**	L	30-34	A
2005**	W	41-14	H
2006**	W	29-7	A
2007**	W	25-17	H
2008**	L	3-20	A
2009**	W	35-22	H





ALL-TIME SERIES

DSU vs. Morgan State, cont.

Year	W/L	Score	Site
2010**	L	24-34	A
2011**	L	0-12	H
2012**	W	28-23	A
2013**	L	26-31	H
2014**	L	7-69	A
2015**	L	6-26	H
2016**	L	17-20	A
2017**	W	33-30	H
2018**	L	0-9	A

(1,075-1,522)
 Largest DSU Victory: 35-0 (1985)
 Largest MSU Victory: 69-7 (2014)
 Longest DSU Win Streak: 12 (1985-1996)
 Longest MSU Win Streak: 13 (1962-1973)

Morris Brown (1-0)

H: N/A; A: 1-0; N: N/A

Year	W/L	Score	Site
2002	W	16-10	A

(16-10)
 Largest DSU Victory: 16-10 (2002)
 Largest Morris Brown victory: N/A
 Longest DSU Win Streak: N/A
 Longest Morris Brown Win Streak: N/A

Newark Athletic Club (1-0)

H: N/A; A: N/A; N: N/A

Year	W/L	Score	Site
1932	W	29-7	--

(29-7)
 Largest DSU Victory: 29-7 (1932)
 Largest NAC Victory: N/A
 Longest DSU Win Streak: N/A
 Longest NAC Win Streak: N/A

Norfolk State (16-8, 12-7 MEAC)

H: 7-3; A: 6-5; N: 1-0

Year	W/L	Score	Site
1953	W	18-0	--
1954	W	7-0	--
1995	W	20-14	H
1996	L	23-27	A
1997	W	24-21	H
1998**	L	26-38	A
1999**	W	26-6	H
2000**	W	31-28	A
2001**	W	43-13	1
2002**	L	20-23	A
2003**	W	36-25	H
2004**	W	33-28	A
2005**	W	38-17	H
2006**	W	33-10	A
2007**	W (OT)	28-21	H
2008**	W	34-28	A
2009**	L	16-21	H
2010*	L	21-31	A
2011**	L	21-38	H
2012**	W	20-17	A
2013**	W	14-7	H
2014**	W (OT)	13-10	A
2017**	L	7-17	H
2018**	L	28-54	A

(573-494)
 Largest DSU Victory: 43-13 (2001)
 Largest Norfolk State victory: 54-28 (2018)
 Longest DSU Win Streak: 6 (2003-2008)
 Longest Norfolk State Win Streak: 3 (2009-11)
 1 - Qualcomm Stadium, San Diego, Calif.

North Carolina A&T (22-24-1, 22-24-1 MEAC)

H: 11-12-1; A: 10-12; N: 1-0

Year	W/L	Score	Site
1971**	L	7-31	H
1972**	L	7-13	A
1973**	L	12-27	H
1974**	L	14-20	A
1975**	L	7-27	H
1976**	L	6-30	A
1977**	L	7-22	H
1978**	W	9-6	A
1979**	T	21-21	H
1980**	L	0-52	A
1981**	W	21-17	H
1982**	W	20-3	A
1983**	W	26-7	H
1984**	W	56-7	A
1985**	W	30-16	1
1986**	L	17-20	A
1987**	W	41-9	H
1988**	W	37-7	A
1989**	W	30-7	H
1990**	L	28-48	H
1991**	W	31-26	A
1992**	L	10-24	H
1993**	W	25-19	A
1994**	W	31-10	H
1995**	W	17-10	A
1996**	L	6-31	H
1997**	L	14-22	A
1998**	L	15-47	H
1999**	L	13-24	A
2000**	W	46-45	H
2001**	L	30-36	A
2002**	L	7-34	H
2003**	L	7-33	A
2004**	W	15-6	H
2005**	W	23-13	A
2006**	W	37-21	H
2007**	W	27-0	A
2008**	W	42-7	H
2010**	W	31-26	H
2011**	L	24-42	A
2012**	W	24-0	H
2013**	W	12-7	A
2014**	L	20-33	H
2015**	L	6-27	A
2016**	L	14-45	H
2017**	L	3-44	A
2018**	L	6-34	H

(914-1,056)
 Largest DSU Victory: 56-7 (1984)
 Largest North Carolina A&T victory: 52-0 (1980)
 Longest DSU Win Streak: 6 (2004-2010)
 Longest North Carolina A&T Win Streak: 6 (1971-1977)
 1 - Franklin Field, Philadelphia, PA

North Carolina Central (7-18, 2-9 MEAC, 2-4 CIAA); H: 4-4; A: 1-9; N: 0-1

Year	W/L	Score	Site
1945*	W	13-12	--
1946*	L	6-32	--
1947*	W	7-0	--
1948*	L	0-14	--
1949*	L	0-27	--
1950*	L	0-13	--
1971**	L	3-34	A
1972**	W	14-10	H
1973**	L	7-32	A
1974**	L	0-7	A
1975**	L	14-16	A
1976	L	16-27	H
1977	W	23-0	A
1978	W	16-13	H
1979	L	26-31	A
1996	L	16-21	1
2003	L	14-21	A
2004	L	23-26	H
2010	W	29-7	H
2011**	L	7-14	H
2012**	L	20-23 ot	A
2015**	L	10-43	A
2016**	L	19-38	H
2017**	L	14-42	A
2018**	W	28-13	H

(364-516)
 Largest DSU Victory: 23-0 (1977)
 Largest North Carolina Central Victory: 43-10 (2015)
 Longest DSU Win Streak: 2 (1977-1978)
 Longest North Carolina Central Win Streak: 5 (2011-2017)
 1 - Atlantic City Convention Center

North Dakota State (0-1)

H: 0-0; A: 0-1; N: N/A

Year	W/L	Score	Site
2013	L	0-51	A

Northeastern (6-1-1)

H: 3-1; A: 3-0-1; N: N/A

Year	W/L	Score	Site
1982	W	15-7	H
1983	T	21-21	A
1984	W	35-0	H
1985	W	36-6	A
1986	L	24-37	H
1989	W	11-3	A
1990	W	43-16	H
1991	W	46-20	A

(231-110)
 Largest DSU Victory: 35-0 (1984)
 Largest Northeastern victory: 37-24 (1986)
 Longest DSU Win Streak: 3 (1989-1991)
 Longest Northeastern Win Streak: 1

Northern Iowa (0-1)

H: N/A; A: 0-1; N: N/A

Year	W/L	Score	Site
1985	L	17-37	A


(17-37)
 Largest DSU Victory: N/A
 Largest Northern Iowa victory: 37-17 (1985)
 Longest DSU Win Streak: N/A
 Longest Northern Iowa Win Streak: N/A

Northwestern State (0-3)

H: 0-1; A: 0-2; N: N/A

Year	W/L	Score	Site
2002	L	14-34	H
2003	L	6-43	A
2006	L	3-23	A

(23-100)
 Largest DSU Victory: N/A
 Largest Northwestern State victory: 43-6 (2003)
 Longest DSU Win Streak: N/A
 Longest Northwestern State Win Streak: 3 (2002-2006)





ALL-TIME SERIES

Portland State (0-1)

H: N/A; A: 0-1; N: N/A

Year	W/L	Score	Site
1980	L	0-105	A

Largest DSU Victory: N/A
 Largest Portland State Victory: 105-0 (1080)
 Longest DSU Win Streak: N/A
 Longest Portland State Win Streak: N/A

Rhode Island (1-1)

H: 0-1; A: 1-0; N: N/A

Year	W/L	Score	Site
1994	W	28-26	A
1995	L	14-17	H

Largest DSU Victory: 28-26 (1994)
 Largest Rhode Island victory: 17-14 (1995)
 Longest DSU Win Streak: N/A
 Longest Rhode Island Win Streak: N/A

St. Augustine's (9-7-1, 9-7-1 CIAA)

H: N/A; A: N/A; N: N/A

Year	W/L	Score	Site
1947*	W	22-0	--
1948*	W	22-0	--
1949*	L	7-13	--
1950*	L	6-13	--
1951*	W	13-0	--
1952*	L	6-7	--
1953*	W	19-12	--
1954*	L	6-12	--
1955*	W	6-0	--
1956*	T	13-13	--
1957*	W	13-0	--
1958*	L	0-26	--
1959*	L	6-12	--
1960*	W	12-6	--
1961*	W	16-6	--
1962*	L	6-18	--
1964*	W	19-7	--

Largest DSU Victory: 22-0 (1947 & 1948)
 Largest St. Augustine's Victory: 26-0 (1958)
 Longest DSU Win Streak: 2 (1947-1948 & 1960-1961)
 Longest St. Augustine's Win Streak: 2 (1949-1950 & 1958-1959)

St. Francis (PA) (1-1)

H: 1-0; A: 0-1; N: N/A

Year	W/L	Score	Site
2006	W	63-28	H
2018	L	14-45	A

Largest DSU Victory: 63-28 (2006)
 Largest St. Francis (PA) victory: 45-14 (2018)
 Longest DSU Win Streak: one game
 Longest St. Francis (PA) Win Streak one game:

St. Paul's (19-5-1, 18-5-1 CIAA)

H: 2-0; A: 0-1; N: N/A

Year	W/L	Score	Site
1946*	W	50-0	--
1948*	W	58-0	--
1949*	W	40-0	--
1950*	W	66-0	--
1951*	W	14-0	--
1952*	W	24-0	--
1953*	L	6-7	--
1954*	W	26-6	--
1955*	W	37-6	--
1956*	W	28-0	--
1957*	W	9-0	--
1958*	W	46-6	--
1959*	L	8-14	--
1960*	W	34-6	--
1961*	W	24-14	--
1962*	W	34-14	--
1963*	L	14-22	--
1964*	W	18-12	--
1965*	L	14-20	--
1966*	L	0-12	--
1967*	T	0-0	--
1968*	W	25-0	--
1969*	W	27-20	A
1970*	W	6-0	H
1985	W	46-6	H

Largest DSU Victory: 66-0 (1950)
 Largest St. Paul's victory: 12-0 (1966)
 Longest DSU Win Streak: 6 (1946-1952)
 Longest St. Paul's Win Streak: 2 (1965-1966)

Salisbury State (1-2)

H: 1-0; A: 0-2; N: N/A

Year	W/L	Score	Site
1977	W	18-17	A
1980	L	18-27	H
1981	L	7-13	A

Largest DSU Victory: 18-17 (1977)
 Largest Salisbury State victory: 27-18 (1980)
 Longest DSU Win Streak: N/A
 Longest Salisbury State Win Streak: 2 (1980-1981)

Savannah State (5-1; 3-1 MEAC)

H: 3-0; A: 2-1; N: N/A

Year	W/L	Score	Site
2001	W	45-22	A
2002	W	41-9	H
2013**	W	24-22	A
2014**	W	35-10	H
2017**	L	21-35	A
2018**	W	25-6	H

Largest DSU Victory: 41-9 (2002)
 Largest Savannah State victory: 35-21 (2017)
 Longest DSU Win Streak: 4 (2001-2002; 2013-2014)
 Longest Savannah State Win Streak: 1 (2017)

Shaw (3-0)

H: 1-0; A: 1-0; N: N/A

Year	W/L	Score	Site
1975	W	14-6	A
1976	W	27-6	H
2011	W	31-27	H

Largest DSU Victory: 27-6 (1976)
 Largest Shaw victory: N/A
 Longest DSU Win Streak: 3 (1975-1976; 2011)
 Longest Shaw Win Streak: N/A

Slippery Rock (0-2-1)

H: N/A; A: N/A; N: N/A

Year	W/L	Score	Site
1961	L	12-21	--
1962	L	12-21	--
1963	T	19-19	--

Largest DSU Victory: N/A
 Largest Slippery Rock victory: 21-12 (1961 & 1962)
 Longest DSU Win Streak: N/A
 Longest Slippery Rock Win Streak: 2 (1961-1962)

South Carolina State (17-29, 17-29 MEAC)

H: 10-12; A: 6-17; N: 1-0

Year	W/L	Score	Site
1971**	L	0-37	A
1972**	W	29-21	H
1973**	L	0-27	A
1974**	L	7-16	H
1975**	L	0-39	A
1976**	L	0-30	H
1977**	L	0-21	A
1978**	L	0-34	H
1979**	L	6-52	A
1980**	L	20-21	H
1981**	L	0-29	A
1982**	W	17-7	H
1983**	L	17-24	A
1984**	W	50-36	1
1985**	W	38-20	A
1986**	W	34-21	H
1987**	W	28-7	A
1988**	W	28-7	H
1989**	W	21-13	A
1990**	W	39-0	H
1991**	W	19-14	A
1992**	L	7-28	H
1993**	L	15-38	A
1994**	L	38-42	H
1995**	W	20-7	A
1996**	L	14-34	H
1997**	L	17-37	A
1998**	L	14-31	H
1999**	L	14-34	A
2000**	W	57-32	H
2001**	L	21-42	A
2002**	W	27-21	H
2003**	L	13-36	A
2004**	L	14-28	H
2005**	L	3-24	A
2006**	W	10-9	H
2007**	W	17-16	A
2008**	L	17-23	H
2009**	L	10-52	A
2010*	L	21-38	H
2011**	L	0-69	A
2012**	W	31-17	H
2015**	L	7-34	H
2016**	L	3-30	A
2017**	W	17-14	H
2018**	L	19-30	A

(779-1,242)
 Largest DSU Victory: 39-0 (1990)
 Largest South Carolina State Victory: 69-0 (2011)
 Longest DSU Win Streak: 8 (1984-1991)
 Longest South Carolina State Win Streak: 9 (1973-1981)
 1 - Franklin Field, Philadelphia, PA





Southern (2-1)
H: N/A; A: 2-0; N: 0-1

Year	W/L	Score	Site
1985	W	46-8	A
1986	W	21-14	A
2010	L	27-37	1

Largest DSU Victory: 21-14 (1986)
 Largest Southern victory: 27-37 (2010)
 Longest DSU Win Streak: 2 (1985-86)
 Longest Southern Win Streak: 1 (2010)
 1 - Citrus Bowl; Orlando, Fla. - MEAC/SWAC Challenge

Southern Illinois (0-1)
H: 0-1; A: N/A; N: N/A

Year	W/L	Score	Site
2004	L	0-49	H

Largest DSU Victory: N/A
 Largest Southern Illinois victory: 43-6 (2003)
 Longest DSU Win Streak: N/A
 Longest Southern Illinois Win Streak: N/A

Storer College (3-1)
H: N/A; A: N/A; N: N/A

Year	W/L	Score	Site
1932	L	6-20	--
1933	W	33-6	--
1934	W	38-0	--
1935	W	52-0	--

Largest DSU Victory: 52-0 (1935)
 Largest Storer Victory: 20-6 (1932)
 Longest DSU Win Streak: 3 (1933-1935)
 Longest Storer Win Streak: N/A

Temple (0-1)
H: N/A; A: 0-1; N: N/A

Year	W/L	Score	Site
2014	L	0-59	A

Towson (6-11)
H: 4-5; A: 2-6; N: N/A

Year	W/L	Score	Site
1980	L	0-30	A
1981	L	7-24	H
1982	L	21-35	A
1983	L	15-23	H
1984	W	23-7	H
1985	L	26-51	A
1986	W	10-6	H
1987	W	40-17	A
1988	L	3-24	H
1989	L	17-35	A
1990	W	24-13	H
1991	W	13-7	A
1992	W	27-13	H
1993	L	14-31	A
1994	L	18-42	H
2013	L	7-49	A
2014	L	7-21	H

Largest DSU Victory: 40-17 (1987)
 Largest Towson victory: 49-7 (2013)
 Longest DSU Win Streak: 3 (1990-1992)
 Longest Towson Win Streak: 4 (1980-1983; 1993-2014)

Virginia -Lynchburg (1-0)
H: 1-0; A: 0-0; N: N/A

Year	W/L	Score	Site
2018	W	41-7	H

Virginia State (2-4, 1-1 CIAA)
H: 1-0; A: 0-2; N: N/A

Year	W/L	Score	Site
1935	L	0-6	--
1964*	L	6-8	--
1965*	W	20-13	--
1973	L	0-21	A
1981	L	12-13	A
1982	W	15-14	H

Largest DSU Victory: 20-13 (1965)
 Largest VSU Victory: 21-0 (1973)
 Longest DSU Win Streak: N/A
 Longest VSU Win Streak: 2 (1935-1964 & 1973-1981)

Virginia Union (1-0)
H: N/A; A: N/A; N: N/A

Year	W/L	Score	Site
1942	W	6-0	--

Largest DSU Victory: 6-0 (1942)
 Largest Virginia Union Victory: N/A
 Longest DSU Win Streak: N/A
 Longest Virginia Union Win Streak: N/A

VMI (2-0)
H: 1-0; A: 1-0; N: N/A

Year	W/L	Score	Site
2011	W	24-21	A
2012	W	17-10	H

Largest DSU Victory: 17-10 (2012)
 Largest VMI Victory: N/A
 Longest DSU Win Streak: 2 (2011-12)
 Longest VMI Win Streak: N/A

West Chester (0-3)
H: 0-1; A: 0-2; N: N/A

Year	W/L	Score	Site
1971	L	0-51	A
1981	L	16-19	H
1982	L	21-41	A

Largest DSU Victory: N/A
 Largest West Chester victory: 51-0 (1971)
 Longest DSU Win Streak: N/A
 Longest West Chester Win Streak: 3 (1971-1982)

Western Illinois (0-3)
H: 0-1; A: 0-2; N: N/A

Year	W/L	Score	Site
1988	L	13-22	H
1989	L	24-38	A
1995	L	14-41	A

Largest DSU Victory: N/A
 Largest Western Illinois victory: 41-14 (1995)
 Longest DSU Win Streak: N/A
 Longest Western Illinois Win Streak: 3 (1988-1995)

Western Michigan (0-1)
H: 0-0; A: 0-1; N: N/A

Year	W/L	Score	Site
2018	L	0-68	A

Largest DSU Victory: N/A
 Largest Western Mich victory: 68-0 (2018)
 Longest DSU Win Streak: N/A
 Longest Western Mich Win Streak: 1 (2018)

West Virginia (0-1)
H: N/A; A: 0-1; N: N/A

Year	W/L	Score	Site
2017	L	16-59	A

William Patterson (2-0)
H: 1-0; A: 1-0; N: N/A

Year	W/L	Score	Site
1974	W	34-10	H
1975	W	29-0	A

Largest DSU Victory: 29-0 (1975)
 Largest William Patterson victory: N/A
 Longest DSU Win Streak: 2 (1974-1975)
 Longest William Patterson Win Streak: N/A

Winston-Salem State (5-3-1, 2-2-1 CIAA)
H: 0-1; A: 2-0; N: N/A



Year	W/L	Score	Site
1942	W	32-6	--
1946*	W	12-6	--
1947*	W	20-6	--
1948*	L	7-21	--
1949*	T	12-12	--
1950*	L	0-18	--
2007	W	23-20	A
2008	L	26-27	H
2009	W	24-21	A

Largest DSU Victory: 32-6 (1942)
 Largest WSSU Victory: 18-0 (1950)
 Longest DSU Win Streak: 3 (1942-1947)
 Longest WSSU Win Streak: N/A

Youngstown State (1-3)
H: 1-1; A: 0-2; N: N/A

Year	W/L	Score	Site
1991	W	33-29	H
1992	L	20-42	A
1993	L	28-42	A
1994	L	3-23	H

Largest DSU Victory: 33-29 (1991)
 Largest Youngstown State victory: 42-20 (1992)
 Longest DSU Win Streak: N/A
 Longest Youngstown State Win Streak: 3 (1992-1994)





ALL-TIME SERIES








RECORD VS. ALL OPPONENTS (2018 opponents in bold)

Opponent	First Meeting	Last Meeting	Total Games	W-L-T	Pct.
Akron	1987	Same	1	1-0-0	1.000
Alcorn State	1975	Same	1	0-1-0	0.000
Arkansas-Pine Bluff	1987	1988	2	2-0-0	1.000
Atlantic City H.S.	1925	Same	1	0-1-0	0.000
Bethune-Cookman	1976	2016	39	19-20-0	0.487
Bloomsburg	1956	1957	2	1-1-0	0.500
Bluefield	1945	1950	3	2-1-0	0.667
Boise State	1987	Same	1	0-1-0	0.000
Bordentown (NJ) Military Academy	1930	1939	8	3-4-1	0.437
Boston	1986	Same	1	1-0-0	1.000
Bowie State	1933	1984	4	3-1-0	0.750
Bucknell	1999	2003	3	0-3-0	0.000
Buffalo	1997	2018	2	0-2-0	0.000
C.W. Post	1965	1973	3	1-2-0	0.333
Central Connecticut State	2008	Same	1	0-1-0	0.000
Central State	1947	1984	7	3-4-0	0.429
Cheyney	1929	1997	21	12-9-0	0.571
Chowan	2015	2015	1	0-1-0	0.000
Cincinnati	2012	2012	1	0-1-0	0.000
Clarion State	1968	1979	7	1-6-0	0.149
Coastal Carolina	2005	2010	3	1-2-0	0.333
Connecticut	1985	1986	2	2-0-0	1.000
District of Columbia	1933	1987	8	6-2-0	0.750
Delaware	2007	2017	8	0-8-0	0.000
Downingtown (PA) Industrial	1926	1935	7	5-2-0	0.714
East Stroudsburg	1968	1969	2	0-2-0	0.000
Eastern Kentucky	1989	Same	1	0-1-0	0.000
Elizabeth City	1941	1976	8	5-3-0	0.625
Elon	1998	2004	4	0-4-0	0.000
Fayetteville State	1993	2000	2	2-0-0	1.000
Florida A&M	1977	2016	34	9-25-0	0.265
Florida N&T	1946	Same	1	1-0-0	1.000
Florida State	2017	2017	1	0-1-0	0.000
Fort DuPont	1942	Same	1	1-0-0	1.000
Grambling State	1992	Same	1	1-0-0	1.000
Hampton	1945	2017	43	14-29-0	0.326
Hofstra	1971	1999	5	1-4-0	0.200
Howard	1941	2018	75	38-36-1	0.507
Howard H.S.	1930	1933	4	2-1-1	0.625
Indiana State	1967	1968	2	0-2-0	0.000
Jackson State	1986	1991	3	1-2-0	0.333
James Madison	1983	2005	3	1-2-0	0.333
J.C. Smith	1947	1964	18	7-11-0	0.389
Kent State	2007	2015	3	0-3-0	0.000
Kentucky State	1976	1979	4	2-1-1	0.625
King's (PA)	1951	1962	9	5-4-0	0.556
Liberty	1982	2015	15	5-10-0	0.333
Lincoln (PA)	1924	1960	23	12-10-1	0.543
Livingstone	1979	Same	1	1-0-0	1.000
Lock Haven	1970	1996	3	2-1-0	0.667
Mansfield	1964	1967	4	1-3-0	0.250
Maryland Eastern Shore	1930	1979	35	14-21-0	0.400
Massachusetts	1980	2004	2	0-2-0	0.000
Merrimack	First Meeting				
Michigan	2009	Same	1	0-1-0	0.000
Millersville	1970	2005	5	4-1-0	0.800
Missouri	2016	2016	1	0-1-0	0.000
Monmouth	2014	2016	2	0-2-0	0.000
Montclair State	1963	1970	8	4-4-0	0.500
Moorestown H.S.	1925	Same	1	0-1-0	0.000
Morgan State	1944	2018	62	25-37-0	0.403
Morris Brown	2002	Same	1	1-0-0	1.000
Newark Athletic Club	1932	Same	1	1-0-0	1.000
Norfolk State	1953	2018	24	16-8-0	0.667
North Carolina A&T	1971	2018	47	22-24-1	0.468
North Carolina Central	1945	2018	25	7-18-0	0.280





RECORD VS. ALL OPPONENTS (2015 opponents in bold>)

Opponent	First Meeting	Last Meeting	Total Games	W-L-T	Pct.
North Dakota State	2013	2013	1	0-1-0	0.000
Northeastern	1982	1991	8	6-1-1	0.812
Northern Iowa	1985	Same	1	0-1-0	0.000
Northwestern State	2002	2006	3	0-3-0	0.000
Portland State	1980	Same	1	0-1-0	0.000
Rhode Island	1994	1995	2	1-1-0	0.500
St. Augustine's	1947	1964	17	9-7-1	0.559
St. Francis (Pa.)	2006	2018	2	1-1-0	0.500
St. Paul's	1946	1985	25	19-5-1	0.780
Salisbury State	1977	1980	3	1-2-0	0.333
Savannah State	2001	2018	6	5-1-0	0.833
Shaw	1975	2011	3	3-0-0	1.000
Slippery Rock	1961	1963	3	0-2-1	0.167
South Carolina State	1971	2018	46	17-29-0	0.370
Southern	2010	Same	1	0-1-0	0.000
Southern Illinois	2004	Same	1	0-1-0	0.000
Southern Louisiana	1985	1986	2	2-0-0	1.000
Storer College	1932	1935	4	3-1-0	0.750
Temple	2014	2014	1	0-1-0	0.000
Towson	1980	2014	17	6-11-0	0.353
Virginia State	1935	1982	6	2-4-0	0.333
Virginia Union	1942	Same	1	1-0-0	1.000
Va. University of Lynchburg	2018	2018	1	1-0-0	1.000
VMI	2011	2012	2	2-0-0	1.000
West Chester	1971	1982	3	0-3-0	0.000
Western Illinois	1988	1995	3	1-2-0	0.333
Western Michigan	2018	2018	1	0-1-0	0.000
West Virginia	2017	same	1	0-1-0	0.000
William Peterson	1974	1975	2	2-0-0	1.000
Winston-Salem State	1942	2009	9	5-3-1	0.556
Youngstown State	1991	1994	4	1-3-0	0.250
Total			774	358-438-11	0.443



TEAM RECORDS ... YEAR-BY-YEAR

Year	Overall Coach	Conf. W-L-T	W-L-T	Place	Postseason	HOME	AWAY	DSU NEUT	OPP PTS	PTS
1924		0-1-0							0	65
1925		0-2-0							19	48
1926		1-0-0							14	0
1927	No Games									
1928	No Games									
1929		1-0-0							12	7
1930		4-2-0							64	25
1931		2-2-1							44	76
1932		2-5-0							73	85
1933	Edward Jackson	4-4-0							114	60
1934	Edward Jackson	8-0-0							125	2
1935	Edward Jackson	7-1-0							114	60
1936	Edward Jackson	1-3-1							24	105
1937	Edward Jackson	1-0-0							13	6
1938	Edward Jackson	0-1-0							7	20
1939	Edward Jackson	0-2-0							7	12
1940	No Games									
1941	Edward Jackson	0-3-0							12	58
1942	Edward Jackson	3-1-1							84	53
1943	No Games									
1944	Edward Jackson	2-2-0							25	78
1945	Edward Jackson	3-3-0	3-3-0 (CIAA)	8th					85	89
1946	Thomas Conrad	4-4-0	3-4-0 (CIAA)	T-10th	Flower Bowl			1-0-0	106	104
1947	Thomas Conrad	4-4-0	4-3-0 (CIAA)	6th					67	132
1948	Thomas Conrad	4-5-0	4-4-0 (CIAA)	10th					108	166
1949	Thomas Conrad	3-5-1	3-5-1 (CIAA)	10th					111	163
1950	Robert White	2-7-1	2-6-1 (CIAA)	14th					133	163
1951	Robert White	2-7-0	2-4-0 (CIAA)	13th					48	158
1952	Willard S. Jones	1-7-0	1-5-0 (CIAA)	T-12th					48	205
1953	Edward Jackson	4-4-0	2-4-0 (CIAA)	T-12th					75	96
1954	Edward Jackson	7-1-0	5-1-0 (CIAA)	5th					114	31
1955	Edward Jackson	7-1-0	5-1-0 (CIAA)	T-2nd					143	15
1956	Bennie J. George	7-1-1	5-0-1 (CIAA)	T-1st					235	52
1957	Bennie J. George	6-2-0	4-2-0 (CIAA)	T-3rd					104	34
1958	Bennie J. George	3-5-0	3-4-0 (CIAA)	11th					118	168
1959	Bennie J. George	1-7-0	1-6-0 (CIAA)	T-15th					72	155
1960	Preston Mitchell	4-4-0	4-3-0 (CIAA)	8th					134	87
1961	Roy D. Moore	6-3-0	5-2-0 (CIAA)	5th					144	117
1962	Roy D. Moore	4-5-0	3-4-0 (CIAA)	11th					112	143
1963	Roy D. Moore	2-5-1	1-5-0 (CIAA)	T-15th					103	204
1964	Roy D. Moore	3-7-0	3-5-0 (CIAA)	11th					97	180
1965	U.S. Washington	4-5-0	3-3-0 (CIAA)	10th					109	195
1966	U.S. Washington	3-5-0	2-4-0 (CIAA)	14th					72	156
1967	Arnold Jeter	2-6-1	2-3-1 (CIAA)	11th					52	169
1968	Arnold Jeter	4-6-0	2-4-0 (CIAA)	12th					184	205
1969	Arnold Jeter	4-5-0	3-3-0 (CIAA)	10th		2-3-0	2-2-0	0-0-0	150	170
1970	Arnold Jeter	6-2-0	4-1-0 (CIAA)	3rd		3-0-0	3-2-0	0-0-0	172	83
1971	Arnold Jeter	1-8-0	1-5-0 (MEAC)	T-6th		0-4-0	1-4-0	0-0-0	34	260
1972	Arnold Jeter	5-4-0	2-4-0 (MEAC)	T-5th		3-1-0	2-3-0	0-0-0	138	150
1973	Arnold Jeter	0-11-0	0-6-0 (MEAC)	7th		0-5-0	0-6-0	0-0-0	80	277
1974	Arnold Jeter	3-6-0	0-6-0 (MEAC)	7th		3-3-0	0-3-0	0-0-0	101	156
1975	Edmond Wyche	5-5-0	2-4-0 (MEAC)	5th		1-2-0	4-3-0	0-0-0	156	143
1976	Edmond Wyche	3-7-1	1-5-0 (MEAC)	T-6th		3-2-0	0-5-1	0-0-0	91	225
1977	Edmond Wyche	7-4-0	4-2-0 (MEAC)	3rd		3-2-0	4-2-0	0-0-0	146	123
1978	Edmond Wyche	3-7-0	3-3-0 (MEAC)	3rd		1-2-0	2-5-0	0-0-0	80	216
1979	Charles Henderson	4-5-1	0-4-1 (MEAC)	6th		2-2-1	2-3-0	0-0-0	143	234
1980	Charles Henderson	2-9-0	0-5-0 (MEAC)	6th		2-2-0	0-7-0	0-0-0	102	437
1981	Joseph Purzycki	2-9-0	1-4-0 (MEAC)	5th		1-4-0	1-5-0	0-0-0	122	213
1982	Joseph Purzycki	4-7-0	2-3-0 (MEAC)	T-4th		3-3-0	1-4-0	0-0-0	223	267
1983	Joseph Purzycki	7-3-1	3-1-0 (MEAC)	2nd		5-1-0	2-2-1	0-0-0	368	252
1984	Joseph Purzycki	8-2-0	3-1-0 (MEAC)	2nd		4-0-0	3-2-0	1-0-0	425	154
1985	William Collick	9-2-0	4-0-0 (MEAC)	1st		4-0-0	4-2-0	1-0-0	387	181
1986	William Collick	7-4-0	3-2-0 (MEAC)	T-2nd		3-1-0	4-2-0	0-1-0	285	222
1987	William Collick	9-1-0	5-0-0 (MEAC)	1st		4-0-0	5-1-0	0-0-0	345	148
1988	William Collick	5-5-0	4-2-0 (MEAC)	T-1st		2-3-0	3-2-0	0-0-0	235	189
1989	William Collick	7-4-0	5-1-0 (MEAC)	1st		3-1-0	3-3-0	1-0-0	244	202
1990	William Collick	7-3-0	4-2-0 (MEAC)	3rd		2-2-0	4-2-0	1-0-0	330	251
1991	William Collick	9-2-0	5-1-0 (MEAC)	T-1st		3-1-0	4-1-0	2-0-0	300	220
1992	William Collick	6-5-0	3-3-0 (MEAC)	T-4th		2-2-0	3-3-0	1-0-0	305	274
1993	William Collick	6-5-0	4-2-0 (MEAC)	T-2nd		3-2-0	2-3-0	1-0-0	371	352
1994	William Collick	7-4-0	4-2-0 (MEAC)	2nd		2-2-0	4-1-0	1-1-0	301	262

* - since 1969



TEAM RECORDS ... YEAR-BY-YEAR

Year	Coach	Overall W-L-T	Conf. W-L-T	Place	Postseason	HOME	AWAY	NEUT	DSU PTS	OPP PTS
1995	William Collick	6-5-0	5-1-0 (MEAC)	2nd		4-2-0	2-3-0	0-0-0	232	255
1996	William Collick	3-8-0	2-5-0 (MEAC)	T-6th		1-4-0	2-3-0	0-1-0	257	317
1997	John McKenzie	3-8-0	1-6-0 (MEAC)	T-7th		3-3-0	0-5-0	0-0-0	235	312
1998	John McKenzie	0-11-0	0-8-0 (MEAC)	9th		0-5-0	0-6-0	0-0-0	189	482
1999	John McKenzie	4-7-0	4-4-0 (MEAC)	T-4th		4-0-0	0-7-0	0-0-0	261	354
2000	Ben Blacknall	7-4-0	5-3-0 (MEAC)	4th		5-2-0	2-2-0	0-0-0	380	378
2001	Ben Blacknall	5-6-0	3-5-0 (MEAC)	T-6th		3-0-0	1-5-0	1-1-0	315	324
2002	Ben Blacknall	4-8-0	2-6-0 (MEAC)	T-7th		2-4-0	2-4-0	0-0-0	218	313
2003	B. Blacknall/B. Posey	1-10-0	1-6-0 (MEAC)	7th		1-4-0	0-6-0	0-0-0	182	348
2004	Al Lavan	4-7-0	4-3-0 (MEAC)	T-3rd		2-4-0	2-3-0	0-0-0	204	352
2005	Al Lavan	7-4-0	6-2-0 (MEAC)	3rd		5-0-0	2-4-0	0-0-0	225	213
2006	Al Lavan	8-3-0	6-2-0 (MEAC)	T-2nd		4-1-0	3-2-0	1-0-0	335	192
2007	Al Lavan	10-2-0	8-0-0 (MEAC)	1st	NCAA 1 st Rd	5-0-0	5-2-0	0-0-0	254	221
2008	Al Lavan	5-6-0	5-3-0 (MEAC)	T-2nd		2-4-0	3-2-0	0-0-0	220	228
2009	Al Lavan	4-7-0	3-5-0 (MEAC)	8 th		2-2-0	2-5-0	0-0-0	178	262
2010	Al Lavan	3-8-0	2-6-0 (MEAC)	7 th		2-3-0	1-4-0	0-1-0	272	334
2011	Kermit Blount	3-8-0	1-7-0 (MEAC)	T-9th		2-3-0	1-5-0	0-0-0	159	380
2012	Kermit Blount	6-5-0	5-3-0 (MEAC)	T-3rd		4-1-0	2-4-0	0-0-0	252	243
2013	Kermit Blount	5-6-0	5-3-0 (MEAC)	T-3rd		2-2-0	3-4-0	0-0-0	169	301
2014	Kermit Blount	2-10-0	2-6-0 (MEAC)	10th		1-4-0	1-6-0	0-0-0	136	389
2015	Kenny Carter	1-10-0	1-7-0 (MEAC)	T-9th		1-4-0	0-6-0	0-0-0	158	380
2016	Kenny Carter	0-11-0	0-8-0 (MEAC)	11th		0-5-0	0-6-0	0-0-0	162	437
2017	Kenny Carter	2-9-0	2-6-0 (MEAC)	10th		2-2-0	0-7-0	0-0-0	158	420
2018	Rod Milstead	3-8-0	2-5-0 (MEAC)	8th		3-1-0	0-7-0	0-0-0	184	369
Totals		358-438-11	79-100-4 (CIAA) 131-164-1 (MEAC)			123-107-1*	96-136-2*	12-5-0*		

* - since 1969



HORNETS' YEAR-BY-YEAR STATS

Delaware State

Year	Total Offense				Scoring						Rushing			Passing						
	Plays	Yds.	Y/G	Y/P	TD	PF	AVG	PA	AVG	Att.	Yds.	Avg.	Y/G	TD	Att.	Comp.	Yds.	Y/G	Y/C	TD
1970	565	2215	276.9	3.9	25	172	21.5	83	10.4	401	1451	3.6	181.4	19	164	66	764	95.5	11.8	6
1971	613	1064	118.2	1.4	4	34	3.8	260	28.9	408	703	1.3	78.1	2	123	29	361	40.1	12.4	1
1972	720	2122	235.7	2.9	20	138	15.3	150	16.7	460	1250	2.7	138.9	14	148	65	888	98.7	13.7	5
1973	No Records																			
1974	No Records																			
1975	558	1786	178.6	3.2	21	156	15.6	143	14.3	328	876	2.6	87.6	10	230	82	914	91.4	11.1	7
1976	623	1948	177.1	3.1	13	91	8.3	225	20.5	480	1315	2.7	119.5	9	143	40	633	57.5	15.8	2
1977	749	1773	161.2	2.4	--	146	13.3	123	11.2	526	1600	3.0	145.5	12	223	93	1273	115.7	13.7	4
1978	617	1875	187.5	3.0	11	80	8.0	216	21.6	415	1085	2.6	108.5	4	202	76	790	79.0	10.4	5
1979	676	2017	201.7	3.0	21	143	14.3	234	23.4	534	1413	2.6	141.3	12	142	55	604	60.4	11.0	2
1980	638	2015	183.2	3.2	15	102	9.3	437	39.7	416	905	2.2	82.3	2	222	72	1110	100.9	15.4	9
1981	770	3015	274.1	3.9	17	122	11.6	213	19.4	602	2080	3.4	189.0	11	168	64	935	83.0	14.6	5
1982	721	3208	291.6	4.4	31	223	20.3	267	24.3	542	2103	3.9	191.2	16	179	68	1105	100.5	16.2	12
1983	768	4265	387.7	5.6	51	368	33.5	252	22.9	695	3117	5.2	283.4	32	163	56	1148	104.4	20.5	13
1984	725	5103	510.3	7.0	61	425	42.5	154	15.4	581	3773	6.5	377.3	45	144	55	1330	133.0	20.2	11
1985	759	4763	433.0	6.3	49	387	35.2	181	16.5	591	3119	5.3	283.5	34	168	86	1644	149.4	19.1	15
1986	797	4092	372.0	5.1	35	285	25.9	222	20.2	619	2914	4.7	264.9	25	178	81	1178	107.1	14.5	8
1987	687	3694	369.4	5.4	42	345	34.5	148	14.8	539	2578	4.8	257.8	33	148	57	1116	111.6	19.5	3
1988	686	3634	363.4	5.3	30	235	23.5	189	18.9	517	2403	4.6	240.3	18	169	75	1231	123.1	16.4	6
1989	737	3383	307.6	4.6	32	244	22.2	202	18.4	483	1897	3.9	172.5	16	243	110	1486	135.1	13.5	15
1990	762	4355	435.5	5.7	45	330	33.0	251	25.1	592	2987	5.1	298.7	32	170	84	1368	136.8	16.3	11
1991	714	3824	347.6	5.4	39	300	27.3	220	20.0	628	3283	5.2	298.5	28	86	29	541	49.2	18.7	5
1992	761	4428	402.6	5.8	41	305	27.7	274	24.9	620	3099	5.0	281.7	31	141	71	1329	120.8	18.7	8
1993	748	4502	409.3	6.0	51	365	33.2	343	31.2	581	3034	5.2	275.8	36	167	82	1468	133.5	17.9	13
1994	762	4557	414.3	6.0	40	301	27.4	262	23.8	501	2327	4.7	211.6	25	261	140	2230	202.7	12.8	14
1995	709	3695	335.9	5.2	35	232	21.1	255	23.2	499	2240	4.5	203.6	21	210	102	1455	132.3	14.3	13
1996	769	4059	369.0	5.3	34	257	23.4	317	28.8	550	2571	4.7	233.7	20	219	97	1488	135.3	15.3	14
1997	768	3305	300.5	4.3	30	235	21.4	312	28.4	470	1734	3.7	157.6	19	298	120	1571	142.8	13.1	10
1998	775	3693	335.7	4.8	27	189	17.2	482	43.8	360	1058	2.9	96.2	11	415	193	2635	239.5	13.7	16
1999	746	3684	334.9	4.9	36	261	23.7	354	32.2	422	1513	3.6	137.5	15	324	147	2171	197.4	14.8	19
2000	760	4305	391.4	5.7	54	380	34.5	378	34.4	419	1853	4.4	168.5	20	341	164	2452	222.9	15.0	32
2001	751	3675	334.1	4.9	42	315	28.6	324	29.5	527	2325	4.4	211.4	20	224	101	1350	122.7	13.4	13
2002	785	3411	284.2	4.3	30	218	18.2	313	26.1	550	1876	3.4	156.3	12	235	115	1535	127.9	13.3	12
2003	741	2854	259.5	3.9	25	182	16.5	348	31.6	420	1081	2.6	98.3	8	321	157	1773	161.2	11.3	13
2004	714	3211	291.9	4.5	26	204	18.5	352	32.0	355	735	2.1	66.8	8	359	200	2476	225.1	12.4	13
2005	679	2795	254.1	4.1	24	225	20.5	213	19.4	415	1230	3.0	111.8	16	264	139	1565	142.3	11.3	8
2006	580	3524	320.4	6.1	44	335	30.5	192	17.5	366	2104	5.7	191.3	25	214	121	1420	129.1	11.7	12
2007	738	3289	274.1	4.5	28	254	21.2	221	18.4	477	1671	3.5	139.2	11	261	153	1618	134.8	10.6	12
2008	702	3345	304.1	4.8	27	220	20.0	228	20.7	387	1501	3.9	136.5	17	315	182	1844	167.6	10.1	10
2009	634	2766	276.6	4.4	21	178	17.8	262	26.2	344	1147	3.3	114.6	11	290	162	1620	162.0	10.0	5
2010	704	3765	342.3	5.3	38	272	24.7	334	30.4	339	1027	3.0	93.4	10	365	210	2738	248.9	13.0	23
2011	674	2751	250.1	4.1	21	159	14.5	380	34.5	271	553	2.0	50.3	6	403	224	2198	199.8	9.8	15
2012	734	3916	356.0	5.3	31	252	22.9	243	22.1	321	1088	3.4	98.9	13	413	259	2828	257.1	10.9	15
2013	767	3360	305.5	4.4	23	169	15.4	301	27.4	357	885	2.5	80.5	8	410	226	2475	225.0	11.0	13
2014	712	2721	226.8	3.8	18	136	11.3	389	32.4	392	1155	2.9	96.2	6	320	161	1566	130.5	9.7	8
2015	667	2553	232.1	3.8	23	158	14.4	380	34.5	381	871	2.3	79.2	11	286	142	1682	152.9	11.8	7
2016	709	3204	291.3	4.5	22	162	14.7	437	39.7	420	1412	3.4	128.4	10	289	161	1792	162.9	11.1	11
2017	679	3086	280.5	4.5	19	158	14.4	420	38.2	327	743	2.3	67.5	3	352	178	2343	213.0	13.2	16
2018	767	3474	315.8	4.5	23	184	16.7	369	33.5	503	2067	4.1	187.9	10	264	130	1407	127.9	10.8	10



OPPONENTS' YEAR-BY-YEAR STATS

Year	Total Offense				Scoring					Rushing				Passing						
	Plays	Yds.	Y/G	Y/P	TD	PF	AVG	PA	AVG	Att.	Yds.	Avg.	Y/G	TD	Att.	Comp.	Yds.	Y/G	Y/C	TD
1970	442	828	103.5	1.9	11	83	10.4	172	21.5	269	-39	-0.1	-4.9	3	173	67	867	108.4	13.0	7
1971	619	2548	286.3	4.1	37	260	28.9	34	3.8	402	1794	4.2	199.3	23	131	51	754	83.7	14.3	11
1972	863	1890	210.0	2.7	21	150	16.7	138	15.3	606	1025	1.7	113.8	--	202	69	865	96.1	12.5	--
1973	No Records																			
1974	No Records																			
1975	610	2362	236.2	4.0	21	143	14.3	156	15.6	451	1559	4.2	155.9	19	149	61	862	86.2	14.1	2
1976						225	20.5	91	8.3											
1977						123	11.2	146	13.3											
1978	702	2671	267.1	3.8	--	216	21.6	80	8.0	528	1760	3.3	176.0	--	174	69	911	91.1	13.2	--
1979	642	2651	265.1	4.1	29	234	23.4	143	14.3	642	2651	4.1	265.1	20	177	70	1717	171.7	24.5	5
1980	811	4120	374.5	5.1	57	437	39.7	102	9.3	555	2193	4.0	199.4	30	256	128	1927	175.2	15.1	22
1981	703	3283	298.5	4.6	26	213	19.4	122	11.6	479	1776	3.7	161.5	16	224	102	1507	137.0	14.8	9
1982	746	3979	361.7	5.3	37	267	24.3	223	20.3	483	1883	3.9	171.2	18	263	122	2096	190.5	17.2	17
1983	757	3670	333.6	4.8	34	252	22.9	368	33.5	430	1400	3.3	127.3	20	327	157	2270	206.4	14.5	13
1984	626	2904	290.4	4.6	20	154	15.4	425	42.5	314	1004	3.2	100.4	10	312	144	1860	186.0	12.9	8
1985	746	3100	281.8	4.1	26	181	16.5	387	35.2	383	1233	3.2	112.1	11	363	159	1867	169.7	11.7	13
1986	760	3355	305.0	4.4	29	222	20.2	285	25.9	453	1623	3.6	147.5	15	307	120	1732	157.5	14.4	13
1987	655	2755	275.5	4.2	18	148	14.8	345	34.5	376	1204	3.2	120.4	8	279	109	1551	155.1	14.2	8
1988	648	3355	335.5	5.2	26	189	18.9	235	23.5	377	1463	3.9	146.3	16	271	124	1892	189.2	15.3	9
1989	761	3084	280.4	4.1	26	202	18.4	244	22.2	445	1324	2.9	120.4	13	316	130	1760	160.0	13.5	11
1990	615	3148	314.8	5.1	35	251	25.1	330	33.0	312	769	2.5	76.8	13	303	151	2380	238.0	15.8	18
1991	778	3532	321.1	4.5	30	220	20.0	300	27.3	423	1079	2.6	98.1	16	355	181	2453	223.0	13.6	14
1992	700	3753	341.2	5.4	35	274	24.9	305	27.7	405	1607	4.0	146.1	17	295	143	2146	195.1	15.0	14
1993	726	3965	360.5	5.5	49	343	31.2	365	33.2	435	1698	3.9	154.4	29	291	155	2267	206.1	14.6	16
1994	789	4148	377.1	5.3	35	262	23.8	301	27.4	432	1751	4.1	159.2	18	357	187	2397	217.9	12.8	14
1995	798	4161	378.3	5.2	43	255	23.2	232	21.1	436	1597	3.7	145.2	13	362	200	2564	233.1	12.8	17
1996	749	4402	400.2	5.9	43	317	28.8	257	23.4	436	2021	4.6	183.7	22	313	173	2381	216.5	13.8	20
1997	681	3361	305.6	4.9	36	312	28.4	235	21.4	417	1515	3.6	137.7	17	264	115	1846	167.8	16.1	17
1998	730	5117	465.2	7.0	65	482	43.8	189	17.2	496	3182	6.4	289.3	40	234	127	1935	175.9	15.2	20
1999	743	4427	402.5	6.0	46	354	32.2	261	23.7	469	2640	5.6	240.0	29	274	118	1787	162.5	15.1	15
2000	757	4452	404.7	5.9	53	378	34.4	380	34.5	460	2224	4.8	202.2	32	297	154	2228	202.5	14.5	16
2001	744	4057	368.8	5.5	44	324	29.5	315	28.6	380	1279	3.4	116.3	21	364	183	2778	252.5	15.2	19
2002	805	4020	335.0	6.5	42	313	26.1	218	18.2	468	1820	3.9	151.7	21	337	187	2200	183.3	11.8	17
2003	694	4000	363.6	5.8	51	348	31.6	182	16.5	452	2090	4.6	190.0	29	242	130	1910	173.6	14.7	17
2004	756	4157	377.9	5.5	47	352	32.0	204	18.5	463	1880	4.1	170.9	26	293	157	2277	207.0	14.5	16
2005	713	2966	269.6	4.2	25	213	19.4	225	20.5	429	1264	2.9	114.9	12	284	126	1702	154.7	13.5	10
2006	704	3316	301.5	4.7	25	192	17.5	335	30.5	427	1549	3.6	140.8	15	277	153	1767	160.6	11.5	9
2007	818	3989	332.4	4.9	28	221	18.4	254	21.2	483	1953	4.0	162.8	16	335	169	2036	169.7	12.0	10
2008	682	3172	288.4	4.7	29	228	20.7	220	20.0	430	1597	3.7	145.2	16	252	131	1575	143.2	12.0	10
2009	629	3833	383.3	6.1	36	262	26.2	178	17.8	371	1795	4.8	179.5	19	258	153	2038	203.8	13.3	14
2010	761	4229	384.5	5.6	46	334	30.4	272	24.7	478	2160	4.5	196.4	22	283	157	2069	188.1	13.2	16
2011	778	4538	412.5	5.8	52	380	34.5	159	14.5	500	2378	4.8	216.2	30	278	176	2160	196.4	12.3	17
2012	763	4169	379.0	5.5	29	243	22.1	252	22.9	421	1818	4.3	165.3	8	342	224	2351	213.7	10.5	16
2013	735	4127	375.2	5.6	41	301	27.4	169	15.4	439	1843	4.2	167.5	17	296	195	2284	207.6	11.7	20
2014	821	4544	378.7	5.5	48	389	32.4	136	11.3	513	2492	4.9	207.8	19	308	200	2050	170.8	10.2	18
2015	787	4321	392.8	5.5	50	380	34.5	158	14.4	496	2275	4.6	206.8	22	291	167	4321	186.0	12.3	21
2016	782	5190	471.8	6.6	56	437	39.7	162	14.7	492	2914	5.9	264.9	31	290	170	2276	206.9	13.4	21
2017	731	4789	435.4	6.6	57	420	38.2	158	14.4	398	1797	4.5	163.4	24	333	217	2992	272.0	13.8	28
2018	725	3941	358.3	5.4	50	369	33.5	184	16.7	417	1893	4.5	172.1	20	308	149	2048	186.2	13.7	22



ALL-TIME CONFERENCE STANDINGS



1945

	CIAA	Overall
Virginia State	6-0-1	7-0-2
West Virginia State	4-0-2	5-1-2
N.C. College	5-1-0	6-3-0
Morgan State	5-2-0	5-2-0
Howard	4-3-0	4-4-0
Virginia Union	4-3-0	4-4-0
J.C. Smith	3-3-1	5-4-1
Delaware State	3-3-0	3-3-0
Lincoln (PA)	2-4-0	2-5-0
N.C. A&T	2-5-0	2-5-0
Hampton	2-6-0	2-6-0
Bluefield State	1-5-0	1-6-0
Shaw	0-6-0	0-6-0

1946

	CIAA	Overall
Morgan State	7-0-0	8-0-0
Howard	6-2-0	6-3-0
West Virginia State	5-2-0	6-3-1
Virginia State	5-2-0	6-3-1
Lincoln (PA)	4-2-0	8-3-0
N.C. College	5-3-0	7-3-0
Shaw	3-3-1	3-3-1
Hampton	4-4-0	4-4-0
Bluefield State	3-4-1	4-4-1
Delaware State	3-4-0	4-4-0
N.C. A&T	3-4-0	4-4-0
Winston-Salem State	1-4-1	3-5-1
Virginia Union	1-5-1	3-5-1
J.C. Smith	0-5-2	0-6-2
Saint Paul's	0-6-0	0-6-0
Saint Augustine's	1-0-0	3-1-0

1947

	CIAA	Overall
Shaw	6-0-0	10-0-0
Virginia State	7-1-0	9-1-0
Hampton	5-1-1	7-2-1
Howard	6-2-1	6-2-1
Morgan State	5-2-1	5-2-1
West Virginia State	4-1-1	6-3-1
Delaware State	4-3-0	4-4-0
Lincoln (PA)	3-3-1	5-4-1
Winston-Salem State	3-3-0	6-3-0
Virginia Union	3-5-0	4-5-0
N.C. College	2-6-0	2-7-0
N.C. A&T	1-5-1	1-5-1
Bluefield State	1-5-0	3-6-0
Saint Paul's	0-5-1	0-5-1
J.C. Smith	0-2-1	1-5-1

1948

	CIAA	Overall
West Virginia State	5-1-0	5-2-2
Winston-Salem State	5-1-0	8-1-0
Howard	7-2-0	7-4-0
Lincoln (PA)	4-2-0	5-2-0
N.C. A&T	4-2-1	4-2-1
Morgan State	5-3-0	5-3-0
Virginia State	5-3-0	5-3-0
N.C. College	4-3-1	6-3-1
Shaw	4-3-0	4-3-0
Delaware State	4-4-0	4-5-0
Virginia Union	3-5-0	6-5-0
Hampton	2-5-1	4-5-1
Saint Augustine's	1-4-0	4-4-0
Bluefield State	1-5-0	2-7-0
J.C. Smith	0-7-1	0-7-1
Saint Paul's	0-4-0	0-4-0

1949

	CIAA	Overall
Morgan State	7-0-0	8-0-0
West Virginia State	5-0-1	8-0-1
N.C. A&T	5-1-0	7-2-0
Shaw	7-2-0	7-2-0
Saint Augustine's	5-2-0	6-2-0
Howard	6-3-0	6-2-0
Virginia State	3-4-1	3-4-1
N.C. College	3-4-0	5-4-0
Hampton	3-4-0	5-4-0
Delaware State	3-5-1	3-5-1
J.C. Smith	2-3-1	2-4-1
Lincoln (PA)	2-4-0	2-4-1
Winston-Salem State	1-2-3	3-5-1
Bluefield State	1-5-1	2-5-1
Virginia Union	0-7-0	1-8-0
Saint Paul's	0-8-0	0-8-0

1950

	CIAA	Overall
N.C. A&T	5-0-1	6-2-1
Morgan State	5-0-2	6-0-2
N.C. College	6-1-0	7-2-0
Saint Augustine's	6-1-0	8-1-0
Bluefield State	4-2-1	6-3-1
West Virginia State	3-2-1	5-3-1
Virginia Union	6-3-0	6-3-0
Howard	5-4-0	5-4-0
Lincoln (PA)	2-3-1	3-3-1
Virginia State	3-5-0	3-5-0
Winston-Salem State	2-3-2	2-3-2
J.C. Smith	2-4-1	2-5-1
Hampton	2-5-0	2-7-0
Delaware State	2-6-1	2-7-1
Shaw	1-8-0	1-8-0
Saint Paul's	0-7-0	0-7-0

1951

	CIAA	Overall
West Virginia State	5-0-1	6-2-1
N.C. College	5-1-1	7-2-1
N.C. A&T	5-1-0	7-1-1
Virginia Union	5-4-0	5-5-0
Lincoln (PA)	4-2-0	6-2-0
Winston-Salem State	4-2-0	4-4-0
Virginia State	5-3-0	5-3-0
Howard	5-4-0	5-4-0
Hampton	4-4-0	5-4-0
Morgan State	3-4-0	3-5-0
J.C. Smith	3-4-0	3-5-0
Bluefield State	3-3-0	3-6-0
Delaware State	2-4-0	2-7-0
Saint Augustine's	2-5-0	3-6-0
Shaw	1-8-0	1-8-0
Saint Paul's	0-7-0	0-8-0

1952

	CIAA	Overall
Virginia State	7-0-0	8-1-0
Howard	5-2-1	6-2-1
N.C. A&T	5-2-0	6-4-0
Saint Augustine's	5-2-0	7-2-0
N.C. College	4-2-0	4-4-0
West Virginia State	4-2-0	4-4-1
Morgan State	4-2-0	4-4-1
J.C. Smith	4-2-0	5-2-0
Hampton	4-4-0	4-5-0
Lincoln (PA)	2-3-1	5-3-1
Winston-Salem State	2-4-0	4-4-0
Delaware State	1-5-0	1-7-0
Bluefield State	1-5-0	1-7-0
Virginia Union	1-6-0	1-8-0
Saint Paul's	0-6-0	0-8-0

1953

	CIAA	Overall
N.C. College	5-1-0	5-3-0
Morgan State	5-1-0	6-2-0
Virginia State	5-2-1	5-3-1
J.C. Smith	5-2-0	5-3-0
N.C. A&T	4-2-0	4-4-0
West Virginia State	4-2-0	6-3-0
Hampton	5-3-0	6-3-1
Howard	3-5-0	3-5-1
Shaw	3-5-0	3-5-0
Saint Augustine's	2-4-0	3-4-1
Virginia Union	2-4-1	5-4-1
Delaware State	2-4-0	4-4-0
Winston-Salem State	2-4-0	4-4-0
Lincoln (PA)	2-4-0	3-5-0
Bluefield State	2-5-0	2-7-0
Saint Paul's	1-4-0	1-6-0

1954

	CIAA	Overall
N.C. College	6-0-1	7-1-1
Virginia State	7-1-0	7-2-0
Maryland State	5-0-1	6-1-1
Bluefield State	6-1-0	8-2-0
Delaware State	5-1-0	7-1-0
Saint Augustine's	6-2-0	6-3-0
Virginia Union	5-3-0	5-3-0
Morgan State	4-2-0	6-3-0
Lincoln (PA)	3-3-0	4-3-1
Hampton	4-5-1	4-5-1
N.C. A&T	2-5-0	4-6-0
Winston-Salem State	2-5-0	3-5-0
J.C. Smith	1-4-1	1-5-2
West Virginia State	1-5-0	3-6-0
Fayetteville State	1-5-0	3-6-0
Saint Paul's	1-6-0	2-6-0
Howard	0-5-1	2-6-1
Shaw	0-6-1	0-7-1

1955

	CIAA	Overall
Maryland State	7-0-0	9-0-0
Delaware State	5-1-0	7-1-0
Winston-Salem State	5-1-0	6-2-0
Morgan State	5-1-0	6-2-0
Bluefield State	5-2-1	7-2-1
N.C. A&T	4-1-2	4-1-3
Virginia State	4-1-3	4-2-3
Shaw	4-2-2	4-3-2
N.C. College	3-1-2	4-1-2
Saint Augustine's	3-5-0	4-5-0
Virginia Union	3-5-0	4-5-0
Hampton	4-6-0	4-6-0
Howard	2-4-0	3-6-0
J.C. Smith	2-4-0	3-4-0
Saint Paul's	1-5-0	2-6-0
Lincoln (PA)	1-6-0	1-7-0
West Virginia State	0-6-0	1-7-0
Fayetteville State	0-8-0	0-9-0

1956

	CIAA	Overall
N.C. College	5-0-2	5-2-2
Delaware State	5-0-1	7-1-1
Morgan State	5-0-1	5-2-1
Maryland State	5-1-1	6-2-1
Saint Augustine's	5-1-1	6-1-1
Bluefield State	5-1-0	6-3-0
Fayetteville State	4-2-0	4-3-0
Virginia Union	4-3-0	6-3-0
N.C. A&T	3-3-0	4-4-0
Winston-Salem State	3-3-1	4-4-1
Shaw	3-4-1	3-4-1
Hampton	2-7-1	2-7-1
J.C. Smith	2-5-0	3-5-0
Virginia State	1-6-1	1-7-1
Lincoln (PA)	1-6-0	1-6-0
Howard	1-5-0	4-5-0
Saint Paul's	0-7-0	1-7-0

1957

	CIAA	Overall
Maryland State	5-3-0	6-1-1
Elizabeth City	4-1-1	6-1-1
Delaware State	4-2-0	6-2-0
Bluefield State	4-2-0	6-2-0
N.C. A&T	4-2-0	4-3-1
Morgan State	4-2-1	5-3-1
Winston-Salem State	5-3-0	5-3-0
Virginia Union	5-3-0	6-3-0
Shaw	5-3-0	5-3-0
N.C. College	4-3-0	5-4-0
Virginia State	4-4-0	5-4-0
Hampton	4-5-0	4-5-0
Saint Augustine's	2-4-1	3-4-1
Howard	2-4-0	3-6-0
Lincoln (PA)	2-4-0	2-5-0
Fayetteville	2-7-0	2-7-0
J.C. Smith	1-6-0	1-6-1
Saint Paul's	0-7-0	0-8-0

1958

	CIAA	Overall
7-1-1		
N.C. A&T	6-0-0	7-2-0
N.C. College	5-1-0	7-2-0
Saint Augustine's	6-2-0	6-2-0
Shaw	6-3-0	6-3-0
Hampton	6-3-0	7-3-0
Morgan State	5-2-0	5-3-0
J.C. Smith	5-2-0	6-2-0
Bluefield State	4-2-0	5-2-1
Howard	4-2-0	5-2-1
Maryland State	4-3-0	4-3-0
Delaware State	3-4-0	3-5-0
Winston-Salem State	3-5-0	3-5-1
Virginia State	3-6-0	3-6-0
Elizabeth City	2-5-0	3-6-0
Lincoln (PA)	1-5-0	1-7-0
Virginia Union	1-6-0	2-6-0
Fayetteville	1-7-0	1-7-0
Saint Paul's	0-7-0	0-8-0

1959

	CIAA	Overall
N.C. A&T	5-0-0	6-2-0
Virginia Union	7-0-1	7-0-2
Virginia State	7-2-0	7-2-0
Maryland State	6-1-0	6-1-1
Saint Augustine's	6-2-0	7-2-0
Winston-Salem State	5-2-0	6-2-0
J.C. Smith	5-4-0	5-4-0
Hampton	4-4-0	4-4-1
N.C. College	3-3-0	4-4-1
Saint Paul's	3-4-0	3-4-0
Elizabeth City	3-5-0	3-6-0
Howard	2-4-0	3-5-0
Lincoln (PA)	2-4-0	3-6-0
Bluefield State	1-4-0	3-6-0
Shaw	1-6-1	1-6-1
Fayetteville	1-6-0	1-7-0
Delaware State	1-6-0	1-7-0
Morgan State	1-6-0	1-6-1

1960

	CIAA	Overall
Maryland State	5-0-1	5-1-1
Winston-Salem State	5-1-0	6-2-0
J.C. Smith	6-2-0	6-3-0
N.C. A&T	4-1-1	5-3-1
N.C. College	5-2-0	7-2-0
Hampton	5-2-0	5-4-0
Virginia State	5-3-0	6-3-0
Delaware State	4-3-0	4-4-0
Saint Augustine's	4-4-0	4-5-0
Morgan State	3-3-1	3-3-1
Virginia Union	3-4-1	4-5-1
Fayetteville	2-4-0	3-5-0
Howard	2-4-0	4-4-0
Shaw	3-5-0	3-6-0
Saint Paul's	1-6-0	1-7-0
Elizabeth City	1-7-0	1-7-0
Lincoln (PA)	0-6-0	0-7-0



ALL-TIME CONFERENCE STANDINGS



1961

	CIAA	Overall
N.C. College	5-0-2	7-0-2
J.C. Smith	6-1-0	8-1-0
Winston-Salem State	5-1-1	6-1-1
N.C. A&T	5-1-0	5-4-0
Delaware State	5-2-0	6-3-0
Virginia Union	4-3-1	5-3-1
Hampton	3-3-0	6-3-0
Maryland State	2-2-1	4-2-1
Morgan State	3-4-1	3-4-1
Virginia State	3-4-1	3-4-1
Elizabeth City	3-4-0	4-4-0
Fayetteville	2-4-0	3-6-0
Howard	1-5-0	1-8-0
Shaw	1-8-0	1-8-0
Saint Paul's	0-6-0	0-6-0

1962

	CIAA	Overall
Morgan State	8-1-0	8-2-0
N.C. A&T	6-1-0	7-3-0
J.C. Smith	6-1-0	7-2-0
Virginia Union	7-2-0	7-2-0
N.C. College	4-3-0	6-3-0
Fayetteville	4-2-1	4-2-1
Norfolk State	3-3-0	5-3-0
Maryland State	2-2-1	4-2-1
Elizabeth City	2-3-3	2-3-3
Saint Augustine's	3-4-1	4-4-1
Delaware State	3-4-0	4-5-0
Virginia State	3-5-0	4-5-0
Hampton	2-4-0	3-6-0
Winston-Salem State	2-5-0	3-6-0
Saint Paul's	2-6-0	2-6-0
Livingstone	1-3-0	2-8-0
Shaw	1-7-1	1-7-1
Howard	0-6-0	1-8-0

1963

	CIAA	Overall
N.C. College	6-1-0	8-1-0
Morgan State	8-1-0	8-1-0
Virginia Union	7-2-0	7-2-0
N.C. A&T	5-2-0	7-3-0
J.C. Smith	5-1-0	7-2-0
Saint Augustine's	4-2-1	4-3-1
Saint Paul's	4-3-0	4-3-1
Norfolk State	4-3-0	4-4-0
Winston-Salem State	3-3-1	4-3-1
Maryland State	3-4-0	4-4-0
Elizabeth City	3-5-0	3-5-0
Hampton	2-5-0	4-5-0
Shaw	2-6-0	2-8-0
Howard	1-4-0	4-5-0
Fayetteville	1-5-0	1-7-0
Delaware State	1-5-0	2-5-1
Livingstone	0-7-0	0-7-0

1964

	CIAA	Overall
N.C. A&T	6-0-1	6-3-1
Morgan State	7-2-0	7-2-0
J.C. Smith	6-1-0	7-2-1
Virginia State	6-2-0	6-2-0
Howard	4-1-0	8-2-0
Maryland State	4-1-1	4-2-1
Winston-Salem State	4-3-0	4-4-0
Elizabeth City	4-4-0	4-4-0
Saint Augustine's	4-5-0	5-5-0
Saint Paul's	3-4-0	3-6-0
Delaware State	3-5-0	3-7-0
N.C. College	2-5-0	4-5-0
Norfolk State	2-5-0	2-5-0
Shaw	2-6-1	2-7-1
Fayetteville	1-5-1	2-7-1
Livingstone	1-5-1	2-7-1
Hampton	0-7-0	1-8-0

1965

	CIAA	Overall
Morgan State	8-0-0	9-0-0
Saint Augustine's	6-1-1	8-1-1
J.C. Smith	5-1-0	5-4-0
Maryland State	5-1-0	5-2-0
N.C. A&T	4-3-0	4-6-0
Saint Paul's	4-3-0	5-3-0
Virginia State	5-4-0	5-4-0
Virginia Union	5-4-0	5-4-0
Norfolk State	4-4-0	4-4-0
Delaware State	3-3-0	4-5-0
N.C. College	3-4-1	3-5-1
Howard	2-3-0	5-3-0
Virginia Union	3-5-0	3-5-0
Livingstone	3-5-0	3-5-0
Elizabeth City	3-5-0	3-5-0
Shaw	4-5-0	4-5-0
Winston-Salem State	2-6-0	2-7-0
Fayetteville	1-5-0	1-6-0
Hampton	0-7-0	1-8-0

1966

	CIAA	Overall
Morgan State	8-0-0	9-0-0
Hampton	5-2-0	6-3-0
Livingstone	5-1-1	6-3-1
N.C. College	6-3-0	6-3-0
Elizabeth City	5-3-0	5-3-0
J.C. Smith	3-2-1	3-5-1
Virginia Union	4-4-0	4-4-0
Maryland State	3-3-0	5-3-0
N.C. A&T	3-4-0	3-6-0
Fayetteville	2-3-1	3-4-1
Howard	2-3-0	4-4-0
Norfolk State	3-5-0	3-5-0
Virginia State	3-5-0	3-5-0
Delaware State	2-4-0	3-5-0
Winston-Salem State	2-5-0	2-6-0
Saint Paul's	1-6-1	1-7-1
Shaw	0-7-2	0-7-2

1967

	CIAA	Overall
Morgan State	8-0-0	8-0-0
J.C. Smith	5-0-1	6-2-1
Maryland State	5-1-0	5-2-0
Elizabeth City	6-2-0	7-2-0
Virginia Union	5-3-0	5-3-0
Virginia State	4-3-1	4-3-1
N.C. A&T	3-3-1	3-5-1
Norfolk State	3-4-0	4-4-0
Hampton	3-4-0	3-5-0
Winston-Salem State	3-4-0	3-5-0
Delaware State	2-3-1	2-6-1
Howard	2-3-0	2-6-0
Livingstone	2-4-0	3-6-0
Fayetteville	1-4-1	2-5-1
N.C. College	1-5-1	1-7-1
Saint Paul's	1-5-1	2-5-1
Shaw	1-7-1	1-7-1

1968

	CIAA	Overall
Morgan State	7-1-0	8-1-0
N.C. A&T	6-1-0	8-1-0
N.C. College	6-2-0	6-2-0
Elizabeth City	7-1-0	8-1-0
Maryland State	3-2-1	5-2-1
Virginia State	5-2-1	5-2-1
Hampton	4-2-1	4-3-2
Livingstone	4-3-0	4-4-0
Howard	2-3-0	3-5-0
Norfolk State	2-4-1	2-5-1
J.C. Smith	3-3-0	5-4-0
Delaware State	2-4-0	4-6-0
Winston-Salem State	2-5-1	3-5-1
Fayetteville	2-5-0	2-5-0
Shaw	1-7-1	1-7-1
Saint Paul's	0-7-0	1-7-0

1969

	CIAA	Overall
J.C. Smith	6-1-0	8-2-0
Elizabeth City	8-1-0	8-1-0
N.C. Central	7-1-1	7-2-1
N.C. A&T	5-1-1	6-2-1
Morgan State	6-2-0	6-4-0
Norfolk State	4-3-0	4-4-0
Livingstone	4-3-0	5-3-0
Virginia Union	5-4-0	5-4-0
Fayetteville	3-3-1	3-4-1
Delaware State	3-3-0	4-5-0
Virginia State	3-5-1	3-5-1
Howard	2-3-0	3-6-0
Shaw	2-5-0	2-6-0
Maryland State	1-5-0	1-7-0
Winston-Salem State	1-7-0	1-7-0
Saint Paul's	0-6-0	1-7-0
Hampton	0-7-0	0-9-0

1970

	CIAA	Overall
Northern Division		
Morgan State	5-0-0	8-2-0
Virginia State	6-1-0	8-2-0
Delaware State	4-1-0	6-2-0
Howard	3-2-0	7-2-0
Saint Paul's	1-1-0	3-5-0
Norfolk State	2-3-0	3-6-0
Virginia Union	1-4-0	3-6-0
UMES	1-5-0	1-8-0
Hampton	0-5-0	0-9-0

Southern Division

J.C. Smith	6-1-0	8-2-0
Elizabeth City	4-1-0	6-3-0
N.C. Central	3-1-0	5-4-0
Shaw	3-2-1	3-5-1
Fayetteville	1-3-1	3-5-1
Livingstone	1-4-0	2-7-0
Winston-Salem State	1-5-0	3-5-0
N.C. A&T	0-3-0	4-6-0



1971

	MEAC	Overall
Morgan State	5-0-1	6-4-1
N.C. Central	5-1-0	7-2-0
S.C. State	3-2-1	6-3-1
N.C. A&T	3-2-1	6-4-1
UMES	1-4-1	1-5-2
Delaware State	1-5-0	1-8-0
Howard	1-5-0	4-5-0

1972

	MEAC	Overall
N.C. Central	5-1-0	9-2-0
N.C. A&T	4-2-0	8-2-0
Morgan State	4-2-0	5-5-0
UMES	4-2-0	4-5-0
Howard	2-4-0	6-4-0
Delaware State	2-4-0	5-4-0
S.C. State	0-6-0	1-9-0

1973

	MEAC	Overall
N.C. Central	5-1-0	7-4-0
S.C. State	4-1-1	7-3-1
Morgan State	4-2-0	6-3-0
Howard	4-2-0	6-3-0
UMES	2-4-0	4-5-0
N.C. A&T	1-4-1	4-6-1
Delaware State	0-6-0	0-11-0

1974

	MEAC	Overall
S.C. State	8-2-0	8-4-0
Howard	4-1-1	8-2-1
N.C. Central	4-1-1	7-2-2
Morgan State	4-2-0	5-5-0
N.C. A&T	2-4-0	5-6-0
UMES	1-5-0	2-6-0
Delaware State	0-6-0	3-6-0

1975

	MEAC	Overall
S.C. State	5-1-0	8-2-1
N.C. A&T	5-1-0	8-3-0
Howard	4-2-0	8-3-0
N.C. Central	3-2-1	5-4-1
Delaware State	2-4-0	5-5-0
Morgan State	1-4-1	4-5-1
UMES	0-6-0	0-10-0

1976

	MEAC	Overall
S.C. State	5-1-0	10-1-0
Morgan State	5-1-0	6-4-0
N.C. A&T	3-2-1	6-4-1
Howard	3-2-1	5-5-1
N.C. Central	2-4-0	6-5-0
Delaware State	1-5-0	3-7-1
UMES	1-5-0	2-9-0

1977

	MEAC	Overall
S.C. State	6-0-0	9-1-1
N.C. A&T	5-1-0	7-4-0
Delaware State	4-2-0	7-4-0
Morgan State	3-3-0	4-6-1
Howard	2-4-0	5-5-0
UMES	1-2-0	1-6-0
N.C. Central	0-3-0	0-4-0

1978

	MEAC	Overall
S.C. State	5-0-1	8-2-1
N.C. A&T	4-2-0	6-6-0
Delaware State	3-3-0	3-7-0
Morgan State	2-3-1	4-6-1
Howard	2-4-0	4-6-0
N.C. Central	2-4-0	3-8-0
UMES	2-4-0	3-8-0

1979

	MEAC	Overall
Morgan State	5-0-0	9-2-0
S.C. State	4-1-0	8-3-0
N.C. A&T	2-2-1	4-6-1
Howard	2-3-0	5-6-0
N.C. Central	1-4-0	2-8-1
Delaware State	0-4-1	4-5-1
UMES	---	3-7-1

1980

	MEAC	Overall
S.C. State	5-0-0	10-1-0
N.C. A&T	3-2-0	9-3-0
Howard	2-2-1	6-2-2
Bethune-Cookman	2-2-1	5-4-1
Florida A&M	2-3-0	5-6-0
Delaware State	0-5-0	2-9-0

1981

	MEAC	Overall
S.C. State	5-0-0	10-3-0
Florida A&M	4-1-0	7-4-0
Bethune-Cookman	3-2-0	6-4-0
Howard	2-3-0	6-5-0
Delaware State	1-4-0	2-9-0
N.C. A&T	0-5-0	3-8-0



ALL-TIME CONFERENCE STANDINGS/THE LAST TIME

2014

	MEAC	Overall
NCA&T	6-2-0	9-3-0
Bethune-Cookman	6-2-0	9-3-0
South Carolina State	6-2-0	8-4-0
NC Central	6-2-0	7-5-0
Morgan State#	6-2-0	7-6-0
Norfolk State	4-4-0	4-8-0
Howard	3-5-0	5-7-0
Hampton	2-6-0	3-9-0
Delaware State	2-6-0	2-10-0
Florida A&M^	3-5-0	3-9-0
Savannah State^	0-8-0	0-12-0

- earned NCAA playoff automatic bid; ^ - ineligible

2015

	MEAC	Overall
NCA&T#	7-1-0	10-2-0
Bethune-Cookman	7-1-0	9-2-0
NC Central	7-1-0	8-3-0
South Carolina State	6-2-0	7-4-0
Hampton	5-3-0	6-5-0
Morgan State#	4-4-0	4-6-0
Norfolk State	4-4-0	4-7-0
Delaware State	1-7-0	1-10-0
Howard	1-7-0	1-10-0
Savannah State^	1-7-0	1-9-0
Florida A&M^	1-7-0	1-10-0

- Celebration Bowl (MEAC vs. SWAC) champs
^ - ineligible for MEAC championship

2016

	MEAC	Overall
NC Central#	8-0-0	9-3-0
NCA&T	7-1-0	9-3-0
So. Carolina State	5-3-0	5-6-0
Hampton	5-3-0	5-6-0
Bethune-Cookman	4-4-0	4-6-0
Florida A&M	4-4-0	4-7-0
Norfolk State	3-5-0	4-7-0
Savannah State	3-5-0	3-7-0
Morgan State	3-5-0	3-8-0
Howard	2-6-0	2-9-0
Delaware State	0-8-0	0-11-0

- Celebration Bowl (MEAC representative)

2017

	MEAC	Overall
NCA&T#	8-0-0	12-0-0
Howard	6-2-0	7-4-0
Bethune-Cookman	6-2-0	7-4-0
NC Central	5-3-0	7-4-0
Hampton	5-3-0	6-5-0
Norfolk State	4-4-0	4-7-0
Savannah State	3-5-0	3-8-0
So. Carolina State	2-6-0	3-7-0
Florida A&M	2-6-0	3-8-0
Delaware State	2-6-0	2-9-0
Morgan State	1-7-0	1-10-0

- Celebration Bowl (MEAC representative)

2018

	MEAC	Overall
NCA&T#	6-1-0	10-2-0
Bethune-Cookman	5-2-0	7-5-0
Florida A&M	5-2-0	6-5-0
South Carolina State	4-3-0	5-6-0
Howard	4-3-0	4-6-0
N.C. Central	3-4-0	5-6-0
Norfolk State	2-5-0	4-7-0
Delaware State	2-5-0	3-8-0
Savannah State	1-6-0	2-8-0
^Morgan State	3-4-0	4-7-0

- Celebration Bowl (MEAC representative)

Team

The Hornets scored at least	40 points	11/20/10	vs. Va.-Lynchburg (W, 41-7)
	50 points	11/20/10	at Howard (W, 53-43)
	60 points	11/4/06	vs. Concord (W.Va.) (W, 62-0)
	70 points	10/8/84	vs. Bowie State (W, 70-8)
The Hornets allowed at least	40 points	10/13/18	at Howard (L, 13-55)
	50 points	10/13/18	at Howard (L, 13-55)
	60 points	9/15/18	at Central Michigan (L, 0-68)
	70 points	11/17/17	at Florida State (L, 6-77)
The Hornets shut out an opponent		10/20/12	vs. North Carolina A&T (W, 24-0)
The Hornets were shut out		11/10/18	at Morgan State (L, 0-9)
The Hornets rushed for at least	300 yards	11/20/18	306 vs. Va. - Lynchburg (W, 41-7)
	400 yards	9/6/97	427 vs. Cheyney (W, 50-18)
	500 yards	10/2/93	507 vs. Bethune-Cookman (W, 55-26)
The Hornets rushed for less than	100 yards	11/18/17	15, at Florida State (L, 6-77)
The Hornets passed for at least	300 yards	11/5/16	319 vs. NCCU (L, 19-38)
	400 yards	11/20/10	400 at Howard (W, 53-43)
	500 yards	N/A	
The Hornets gained at least	400 yards	11/11/17	413 vs. Morgan State (W, 33-30)
	500 yards	10/14/17	510 vs. Howard (L, 23-52)
	600 yards	10/23/93	730 vs. Morgan St (W, 65-42)
	700 yards	10/23/93	730 vs. Morgan St (W 65-42)
Opponent Passing			
The Hornets allowed at least	300 yards	10/14/17	342 vs Howard (L, 23-52)
The Hornets allowed at least	400 yards	10/14/17	401 vs Howard (L, 23-52)
The Hornets allowed at least	500 yards	N/A	
Opponent Rushing			
The Hornets allowed at least	300 yards	11/19/16	399 at Howard (L 21-26)
	400 yards	10/17/09	461 at Michigan (L 6-63)
	500 yards	9/11/99	504 vs. Elon (L 28-51)
Opponent Total Yards			
An opponent gained at least	400 yards	11/18/17	482 at Florida State (L,6-77)
	500 yards	10/14/17	628 vs. Howard (L,23-52)
	600 yards	10/14/17	628 vs. Howard (L, 23-52)
	700 yards	10/17/09	727 at Michigan (L 6-63)
The Hornets intercepted 3 passes in a game:	11/17/18	4, vs. Va. - Lynchburg (W, 41-7)	
The Hornets intercepted 4 passes in a game:	11/17/18	vs. Va. - Lynchburg (W 41-7)	
The Hornets intercepted 5 passes in a game:	10/24/87	vs. Towson State (W 40-17)	
Were intercepted 3 times:	11/4/17	4, at Savannah State (L, 21-35)	
Were intercepted 4 times:	11/4/17	4, at Savannah State (L, 21-35)	
Recorded a safety:	11/3/18	vs. Savannah State (W, 25-6)	

INDIVIDUAL

The last time a Hornet...			
Scored 4 TDs in a game:	11/20/10	Justin Wilson at Howard	
Scored 5 TDs in a game:	11/04/00	Darnerien McCants vs. NC A&T	
Scored 6 TDs in a game:	11/03/84	Gene Lake vs. Howard	
Passed for 4 TDs in a game:	11/20/10	Anthony Glaud at Howard	
Passed for 5 TDs in a game:	9/23/00	Rahsaan Matthews vs Liberty	
Passed for 6 TDs in a game:	11/04/00	Rahsaan Matthews vs NC A&T	
Rushed for at least 100 yards in a game:	11/10/18	Brycen Alleyne (116) vs. Va. - Lynchburg	
Rushed for at least 200 yards in a game:	11/19/16	Mike Waters (224) vs. Howard	
Rushed for at least 300 yards in a game:	11/10/84	Gene Lake (336) vs. Liberty	
Two Hornets rushed for at least 100 yards in a game:	10/15/16	Brycen Alleyne (174) and Mike Waters (154) vs. Florida A&M	
Three Hornets rushed for at least 100 yards in a game:	10/23/93	Phil Anderson (136), Aaron Spears (133) and Wendell Watson (118) vs. Morgan State	
Had at least 100 receiving yards:	11/20/18	Taronn Selby (155) vs. Va.- Lynchburg	
Had at least 200 receiving yards:	11/20/10	Justin Wilson (217) at Howard	
Two Hornets had at least 100 receiving yards:	10/14/17	Trey Gross (154) and Taronn Selby (110) vs. Howard	
Had a 100-yd rusher & a 100-yd receiver in the same game:	11/10/12	Malcolm Williams (113 Rushing) and Travis Tarpley (171 Receiving) vs. Hampton	
Had 2 100-yd rushers & a 200-yd receiver in the same game:	9/09/06	Emmanuel Marc (126 rushing), Lennox Norville (106 rushing) and Shaheer McBride (206 receiving) vs. Saint Francis	
Had a 200-yard rusher and two 100-yard receivers in the same game:	10/28/00	Grayland King (225 rushing) Darnerien McCants (114 receiving) and Albert Horsey (104 receiving)	
Had at least 10 receptions:	10/10/15	Aris Scott (12) vs. Hampton	
Passed for at least 300 yards:	11/23/13	Cory Murphy (379) vs. Morgan State	
Passed for at least 400 yards:	10/23/04	Bryan Botts (430) vs. Morgan State	
Returned a kickoff for a touchdown	9/29/18	95, Brycen Alleyne vs. Norfolk State	
Returned a punt for a touchdown	11/10/06	61, Brandon Hudson vs. Concord	
Returned a blocked punt for a touchdown	9/10/16	13, Brock Nichols vs. Monmouth	
Returned an interception for a touchdown	9/19/15	58, J.R. Robinson vs. Chowan	
Returned a fumble for a touchdown	9/12/15	72, Terrick Colston vs. Kent State	
Returned a blocked field goal for a touchdown	10/31/15	85, Logan Westcott vs. Bethune-Cookman	



HORNETS IN THE PROS



National Football League

Phil Anderson, RB	Indianapolis Colts (1995)	FA
Lamar Banks, OL	Oakland Raiders (1997)	FA
Kevin Bryant, LB	San Francisco 49ers (1987)	7 th Rd.
Andre Carroll, DL	Cleveland Browns	FA
Jake Carter	Seattle Seahawks	FA
John Chisolm, WR	Atlanta Falcons	FA
Steve Coleman, DE	Denver Broncos (1974)	
Damon Daniels, WR	Cincinnati Bengals (1996)	FA
DaShane Dennis, DB	Carolina Panthers (2006)	FA
Steve Davis, RB	Pittsburgh Steelers (1972-74)	3 rd Rd.
	New York Jets (1975-76)	
	Cincinnati Bengals (1990)	FA
	New York Jets (1985)	
	Arizona Cardinals (2014)	4th Rd.
	New Orleans Saints (1998-99)	FA
	Philadelphia Eagles (1999-01)	FA
	Houston Texans (2002)	FA
	Denver Broncos (1983)	6 th Rd.
	Miami Dolphins (1982)	
	Baltimore Ravens (2001)	FA
	Philadelphia Eagles (2003-11)*	FA
	Atlanta Falcons (1969)	FA
	New York Jets (1985)	
	San Diego Chargers (1991-93)	7 th Rd.
	Los Angeles Raiders (1993-94)	FA
	Cleveland Browns (1995)	FA
	Oakland Raiders (1998)	FA
	Denver Broncos	
	New England Patriots (1985)	FA
	Cleveland Browns (2005)	FA
	Washington Redskins (1986)	FA
	New York Jets (1964)	
	Philadelphia Eagles (2008-09)	FA
	Washington Redskins (2001-04)	5 th Rd.
	Philadelphia Eagles (2005-06)	FA
	Baltimore Ravens (2008)	FA
	Dallas Cowboys (1992)	5 th Rd.
	Cleveland Browns (1992-93)	
	San Francisco 49ers (1994-96)	FA
	Washington Redskins (1997-99)	FA
	Cleveland Browns (1994)	FA
	New York Giants (1989)	FA
	Dallas Cowboys	FA
	Washington Redskins	FA
	Philadelphia Eagles	FA
	Kansas City Chiefs (1994)	FA
	New York Giants (1990)	FA
	Washington Redskins (1989)	5 th Rd.
	Dallas Cowboys (1990)	FA
	Los Angeles Raiders (1990)	FA
	Green Bay Packers (1991)	FA
	Arizona Cardinals (1992)	FA
	Oakland Raiders (2014)	FA

Jimmie Strong, DB/P
John Taylor, WR

Curtis Thomas WR

Walter Tullis, RB/WR

Eric Wainwright, LB

Clarence Weathers, RB



Ed Williams, DL
Gordon Wright, OL

*- denotes active players (as of June 30, 2016)

Baltimore Colts (1965)
San Francisco 49ers (1986-96)
3rd Rd.
New York Giants (1995)
FA
Washington Redskins (1976)
12th Rd.
Green Bay Packers
Philadelphia Eagles (1990)
FA
New England Patriots (1983-84)
Cleveland Browns (1985-88)
Indianapolis Colts (1989)
Kansas City Chiefs (1989)
Green Bay Packers (1990-91)
San Francisco 49ers (1986)
Philadelphia Eagles (1967)
New York Jets (1969)




Former Hornet great **John Taylor (82)** catches game-winning touchdown pass from Joe Montana in San Francisco 49ers' Super Bowl XXIII win over Cincinnati in 1989.





HORNETS IN THE PROS



**Rodney Gunter
(Arizona Cardinals)**



**Jamaal Jackson
(Philadelphia Eagles)**



**Darnerian McCants
(Redskins, Eagles, Ravens)**



**Rod Milstead
(Cowboys, Browns, 49ers, Redskins)**





HORNETS IN THE PROS



Arena Football League

DaShane Dennis, DB

Tyron Hurst, DL

James Romain

Leroy Thompson, LB/RB

Philadelphia Soul (2004)
 New York Dragons (2005)
 Philadelphia Soul (2013 - present)
 Philadelphia Soul (2013—present)
 Albany Firebirds (1996-04)
 New Orleans VooDoo (2005)
 Columbus Destroyers (2007-08)



Canadian Football League

Reggie Barnes, RB

Tim Egerton, WR

Emmanuel Marc, RB

Dean Noel, RB

Brian Randall, DB

Lybrant Robinson, DL

Bennie Shell

Leroy Thompson, LB

Thane Watkins, OL

Ottawa Roughriders (1989-96)
 Shreveport Pirates (1997)
 British Columbia Lions (1991)
 British Columbia Lions (2009 -)
 Ottawa Roughriders (1997-99)
 Saskatchewan Roughriders (1995)
 Ottawa Roughriders
 Ottawa Roughriders
 Toronto Argonauts (1992)
 Saskatchewan Rough Riders (1993)



James Romain
Philadelphia Soul



Tyron Hurst
Philadelphia Soul



World League of American Football

Tim Egerton, WR

Robert Presbury, DL

Barcelona Dragons (1992)

Orlando Thunder



Arena Football League 2

DaShane Dennis

Kenneth McClain, LB

Blake Saunders, DB

Richmond Speed (2003)
 Manchester Wolves (2005)
 South Georgia Wildcats



United States Football League

Tim King, DB

Gene Lake, RB

Robert Presbury, DE

Walter Tullis, RB/WR

Tampa Bay Bandits

Philadelphia Stars (1985)

Baltimore Stallions

Philadelphia Stars



NFL Europe

Kenny Kern, LB

Hamburg Sea Devils (2006)



World Football League

John Land, RB

Ricardo Wright

Philadelphia Bell (1973-75)

Philadelphia Bell (1974)

* - denotes active players (as of July 14, 2015)





ALL-CONFERENCE HONORS/CONFERENCE CHAMPIONSHIPS



All-CIAA Selections

- 1947 Edward Schenck (E)
- 1952 John Bundy (LB)
- 1953 John Bundy (C)
- 1954 Emmett Jeter (G)
- 1970 Steve Davis (RB)
- Glen James (LB)

CIAA Championships

- 1956 (Bennie George— Head Coach)



All-MEAC First Team

- 1972 Luther Howard (S)
- 1974 Walter Tullis (DB)
- 1975 Walter Tullis (KR)
- David Crocker (LB)
- 1977 David Crocker (LB)
- Andre Dixon (DB)
- 1978 DeCasto Brown (WR)
- Gregory Wright (DT)
- 1980 Clarence Weathers (KR)
- 1981 Johnny Rowe (RB)
- Timothy King (DB)
- 1982 Terrence Staples (TE)
- Victor Heflin (DB)
- 1983 Franz Kappel (OL)
- Nigel Dunn (OL)
- Gene Lake (RB)
- Joe Lane (DT)
- 1984 John Taylor (WR)
- Franz Kappel (OL)
- Everett Morgan (PK)
- Joe Lane (DL)
- Dan Candeloro (DL)
- Dan Coppedge (LB)
- Joe Burton (DB)
- 1985 John Taylor (WR)
- Tony Danzy (OL)
- Chris Jones (OL)
- Virgil Blocker (OL)
- Terrance Hoover (RB)
- Dan Candeloro (DL)
- Dan Coppedge (LB)
- Bertram Chew (LB)
- Joe Burton (DB)
- 1986 Tony Danzy (OL)
- Terrance Hoover (RB)
- David Parkinson (PK)
- Robert Presbury (DL)
- Lybrandt Robinson (DL)
- Kevin Bryant (LB)
- Joe Burton (DB)
- 1987 Tony Danzy (OL)
- Reggie Barnes (RB)
- David Parkinson (PK)
- Robert Presbury (DL)
- Lybrandt Robinson (DL)
- Derek Andrews (LB)
- Marvin Bright (LB)
- 1988 Reggie Johnson (DB)
- Stephen Hart (OL)
- Reggie Barnes (RB)
- Eric Wainwright (LB)
- Marvin Bright (LB)
- 1989 Reggie Johnson (DB)
- David Jones (TE)
- Rod Milstead (OL)
- Justin Proctor (OL)
- Darren Felton (QB)
- Michael Murray (RB)
- Tim Egerton (WR)
- Malcolm Showell (DL)
- Marc Ware (DB)
- 1990 David Jones (WR)
- Rod Milstead (OL)
- Preston Steward (OL)
- Michael Murray (RB)
- Tim Egerton (WR)
- Malcolm Showell (DL)

- 1991 Rod Milstead (OL)
- Preston Steward (OL)
- Michael Murray (RB)
- Jon Jensen (PK)
- Bruce Davis (LB)
- Alphonso Tyler (LB)
- Chuck Poplos (P)
- 1992 Dakiel Shorts (RB)
- Brian Randall (KR)
- Leroy Thompson (DL)
- Brian Randall (DB)
- Chuck Poplos (P)
- 1993 Stanley Burris (OL)
- Lloyd Badson (LB)
- Brian Randall (DB)
- Chuck Poplos (P)
- 1994 Keith Jarvis (OL)
- 1995 Matt Wilder (OL)
- W. Dennis Jones (QB)
- Fabien Thorne (RB)
- Ernest Shockley (DL)
- Lloyd Badson (LB)
- 1996 Anthony Hayward (OL)
- Ronnie Wilkerson (LB)
- 1999 DaShane Dennis (KR)
- 2000 Rahsaan Matthews (QB)
- Darnerien McCants (TE)
- DaShane Dennis (DB)
- 2001 Deon Rheubottom (DB)
- 2002 DaShaun Morris (KR)
- 2004 Brent Davis (LB)
- Sam Smith (DB)
- 2005 Shaheer McBride (WR)
- Sam Smith (LB)
- Blake Saunders (DB)
- Eric Contos (P)
- 2006 Shaheer McBride (WR)
- Jeremy Breath (OL)
- Jamel Trott (DB)
- 2007 Adrian Brown (OL)
- Russell Reeves (LB)
- Akeem Green (DB)
- Peter Gaertner (PK)
- 2010 Justin Wilson (WR)
- Andre Carroll (DL)
- 2012 Nick Elko (QB)
- Travis Tarpley (WR)
- Justin Wilson (WR)
- Davon Moore (DB)
- Ernest Adjji (LB)
- 2013 Nail Muradymov (OL)
- Milton Williams III (WR)
- Rodney Gunter (DL)
- 2014 Milton Williams III (WR)
- 2015 Gabe Sherrod (DL)
- 2018 Brian Cavicante (LB)

MEAC Championships

- 1985 (Bill Collick - Head Coach)
- 1987 (Bill Collick - Head Coach)
- 1989 (Bill Collick - Head Coach)
- 1991 (Bill Collick - Head Coach)
- 2007 (Al Lavan - Head Coach)

MEAC Coach-of-the-Year


- 1977 Edmund Wyché
- 1985 Bill Collick
- 2000 Ben Blacknall

MEAC Offensive Player of the Year


- 1984 Gene Lake (RB)
- 1985 John Taylor (WR)
- 2000 Rahsaan Matthews (QB)
- 2012 Nick Elko (QB)

MEAC Defensive Player-of-the-Year

- 1985 Dan Candeloro (DL)
- 1986 Joe Burton (DB)
- 1987 Robert Presbury (DL)



Gene Lake
All-MEAC (1983, '84); 1984 MEAC Offensive-Player-of-the-Year



John Taylor
All-MEAC First Team (1984, '85) 1985 MEAC Offensive Player-of-the-Year



Dan Candeloro
All-MEAC (1984, '85) 1985 MEAC Defensive Player-of-the-Year




Joe Burton
All-MEAC First Team (1984, '85, '86) 1986 MEAC Defensive Player-of-the-Year



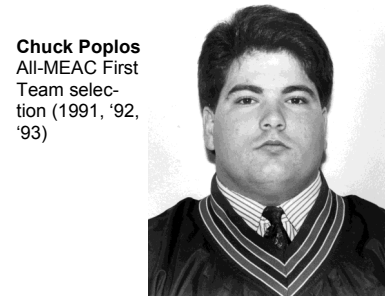
Rahsaan Matthews
All-MEAC First Team 2000 MEAC Offensive - Player-of-the-Year



Brian Randall
Three-time All-MEAC First Team selection



Nick Elko
All-MEAC First Team (2012) 2012 MEAC Offensive Player-of-the-Year



Chuck Poplos
All-MEAC First Team selection (1991, '92, '93)





ALL-CONFERENCE HONORS, cont.



All-CIAA Selections

1947	Edward Schenck (E)
1952	John Bundy (LB)
1953	John Bundy (C)
1954	Emmett Jeter (G)
1970	Steve Davis (RB)
	Glen James (LB)

CIAA Championships

1956 (Bennie George— Head Coach)



All-MEAC First Team

1972	Luther Howard (S)
1974	Walter Tullis (DB)
1975	Walter Tullis (KR)
	David Crocker (LB)
1977	David Crocker (LB)
	Andre Dixon (DB)
1978	DeCasto Brown (WR)
	Gregory Wright (DT)
1980	Clarence Weathers (KR)
1981	Johnny Rowe (RB)
	Timothy King (DB)
1982	Terrence Staples (TE)
	Victor Heflin (DB)
1983	Franz Kappel (OL)
	Nigel Dunn (OL)
	Gene Lake (RB)
	Joe Lane (DT)
1984	Gene Lake (RB)
	John Taylor (WR)
	Franz Kappel (OL)
	Everett Morgan (PK)
	Joe Lane (DL)
	Dan Candeloro (DL)
	Dan Coppedge (LB)
	Joe Burton (DB)
1985	John Taylor (WR)
	Tony Danzy (OL)
	Chris Jones (OL)
	Virgil Blocker (OL)
	Terrance Hoover (RB)
	Dan Candeloro (DL)
	Dan Coppedge (LB)
	Bertram Chew (LB)
	Joe Burton (DB)
1986	Dan Candeloro (DL)
	Tony Danzy (OL)
	Terrance Hoover (RB)
	David Parkinson (PK)
	Robert Presbury (DL)
	Lybrandt Robinson (DL)
	Kevin Bryant (LB)
	Joe Burton (DB)
1987	Tony Danzy (OL)
	Reggie Barnes (RB)
	David Parkinson (PK)
	Robert Presbury (DL)
	Lybrandt Robinson (DL)
	Derek Andrews (LB)
	Marvin Bright (LB)
	Reggie Johnson (DB)
1988	Stephen Hart (OL)
	Reggie Barnes (RB)
	Eric Wainwright (LB)
	Marvin Bright (LB)
	Reggie Johnson (DB)

1989	David Jones (TE)
	Rod Milstead (OL)
	Justin Proctor (OL)
	Darren Felton (QB)
	Michael Murray (RB)
	Tim Egerton (WR)
	Malcolm Showell (DL)
	Marc Ware (DB)
1990	David Jones (WR)
	Rod Milstead (OL)
	Preston Steward (OL)
	Michael Murray (RB)
	Tim Egerton (WR)
	Malcolm Showell (DL)
1991	Rod Milstead (OL)
	Preston Steward (OL)
	Michael Murray (RB)
	Jon Jensen (PK)
	Bruce Davis (LB)
	Alphonso Tyler (LB)
	Chuck Poplos (P)
1992	Dakiel Shorts (RB)
	Brian Randall (KR)
	Leroy Thompson (DL)
	Brian Randall (DB)
	Chuck Poplos (P)
1993	Stanley Burriss (OL)
	Lloyd Badson (LB)
	Brian Randall (DB)
	Chuck Poplos (P)
1994	Keith Jarvis (OL)
1995	Matt Wilder (OL)
	W. Dennis Jones (QB)
	Fabien Thorne (RB)
	Ernest Shockley (DL)
	Lloyd Badson (LB)
1996	Anthony Hayward (OL)
	Ronnie Wilkerson (LB)
1999	DaShane Dennis (KR)
2000	Rahsaan Matthews (QB)
	Darnerien McCants (TE)
	DaShane Dennis (DB)
2001	Deon Rhebottom (DB)
2002	DaShaun Morris (KR)
2004	Brent Davis (LB)
	Sam Smith (DB)
2005	Shaheer McBride (WR)
	Sam Smith (LB)
	Blake Saunders (DB)
	Eric Contos (P)
2006	Shaheer McBride (WR)
	Jeremy Breath (OL)
	Jamel Trott (DB)
2007	Adrian Brown (OL)
	Russell Reeves (LB)
	Akeem Green (DB)
	Peter Gaertner (PK)
2010	Justin Wilson (WR)
	Andre Carroll (DL)
2012	Nick Elko (QB)
	Travis Tarpley (WR)
	Justin Wilson (WR)
	Davon Moore (DB)
	Ernest Adjei (LB)
	Nail Muradymov (OL)
2013	Milton Williams III (WR)
	Rodney Gunter (DL)
2014	Milton Williams III (WR)
2015	Gabe Sherrod (DL)
2018	Brian Cavicante (LB)

All-MEAC Second Team

1972	John Chisolm (WR)
1973	Ken Wright (LB)
	Nate Dancy (LB)
1974	Ray Bias (QB)
	Curtis Powell (LB)
1975	John Chisolm (WR)
	Shelton Smith (DE)
	Ken Wright (LB)
	Norman Empty (DB)
1976	David Crocker (LB)
	Jerome Carter (DB)
1977	Eddie Epps (QB)
	Greg Wright (DT)
	Thomas Douglas (DB)
1978	Phil Jackson (P)
	Calvin Stephens (T)
1979	Anthony Beaman (RB)
	Greg Wright (T)
1995/1980	Greg Lee (FL)
	Calvin Mason (T)
1981	Walter Samuels (SE)
	Calvin Mason (T)
1982	Lynnard Gross (OT)
	Doug Picott (RB)
	Anthony Sharpe (DE)
1983	John Taylor (WR)
	Pat Spencer (QB)
	Everett Morgan (PK)
1984	Fred Dorsey (OG)
	Fernando Veney (OG)
	Pat Spencer (QB)
	Billy Alston (DB)
	Dave Wheeler (P)
1985	David Parkinson (PK)
	Dave Wheeler (P)
	Robert Presbury (DL)
1986	Chris Jones (OL)
	Gerald Cordova (TE)
1987	Cordie Greenlea (OL)
	Reggie Barnes (RB)
1988	David Jones (TE)
	Tim Egerton (WR/KR)
	David Parkinson (K/P)
	Andy Harris (DT)
	Malcolm Showell (DL)
	Elvis Hines (DB)
1989	Tim Egerton (WR)
	Andy Harris (DT)
	Darren Tucker (P)
1990	Scott Andrews (OL)
	Tony Bethea (RB)
	Andy Harris (DT)
	Craig Parsley (LB)
	James Redding (DB)
1991	Greg Johnson (OT)
	Leroy Thompson (DL)
	Craig Johnson (DL)
	Brian Randall (DB)
1992	Stanley Burriss (OL)
1993	Keith Jarvis (OT)
	Phil Anderson (RB)
	Uhuru Hamiter (DL)
1994	Bennie Lee (OG)
	Curtis Thomas (WR)
	Phil Anderson (RB)
	Fabian Thorne (RB)
	Ernest Shockley (DE)
	Uhuru Hamiter (DL)
	Chuck Poplos (P)
	Keith Jarvis (OT)
	Bennie Lee (C)
	Ray Bias (DB)
1997	Cedric Jones (DL)
	Jason Williams (DB)
1998	Jo Shaun Smith (DB)
1999	DaShane Dennis (DB)
	Dante Jones (DB)
2000	Albert Horsey (WR)
	Grayland King (RB)
	Richard Mason (RB)
2001	Maurice Foster (RB)
	Justin Mitchell (LB)
2002	Jamaal Jackson (OL)
2003	Thomas Bolden (WR)
	Tyrone Greenwood (DB)
	Olufemi Oyedele (DL)

2005	Peter Gaertner (PK)
	Deon Rhebottom (DB)
2006	Emmanuel Marc (RB)
	Derrick Upchurch (OL)
	Russell Reeves (LB)
	Tyrone Kelly (DB)
2007	Shaheer McBride (WR)
	Jeremy Breath (OL)
	Kelly Rouse (DL)
	Ronn Spinner (DL)
2008	Adrian Brown (OL)
2009	Fabian Dunn (DL)
	Andre Carroll (DL)
	Nick Lochner (P)
2010	Larrone Moore (RS)
2012	Brandon Cunningham (C)
	Rodney Gunter (DL)
	Terrick Colston (DB)
2013	Cory Murphy (QB)
2014	Rodney Gunter (DL)
2017	Fidel Romo-Martinez (P)
	Keyjuan Selby (DB)
2018	Keyjuan Selby (DB)

All-MEAC Third Team

2013	Ernest Adjei (LB)
	Malik Golson (WR)
	Terrick Colston (DB)
2014	Milton Williams III (WR)
	Terrick Colston (DB)
2015	Malik Harris (LB)
2016	Mike Waters (RB)
	Mason Rutherford (WR)
2018	Brycen Alleyne (RB)
	Jahad Niebauer (DB)
	Kaiden Crawford (OL)
	Liki Seu (OL)

MEAC Championships

1985	(Bill Collick - Head Coach)
1987	(Bill Collick - Head Coach)
1988	(Bill Collick - Head Coach)
1989	(Bill Collick - Head Coach)
1991	(Bill Collick - Head Coach)
2007	(Al Lavan - Head Coach)

MEAC Coach-of-the-Year

1977	Edmund Wyche
1985	Bill Collick
2000	Ben Blacknall

MEAC Offensive Player of the Year


1984	Gene Lake (RB)
1985	John Taylor (WR)
2000	Rahsaan Matthews (QB)
2012	Nick Elko (QB)

MEAC Defensive Player-of-the-Year

1985	Dan Candeloro (DL)
1986	Joe Burton (DB)
1987	Robert Presbury (DL)




HORNET FIRST TEAM ALL-AMERICAS




Steve Davis RB (1968-71)
1970 New Pittsburgh Courier Black College All-America

Hornets' first All-American player ... completed his career as Delaware State's all-time leading rusher with 2,500 yards ... rushed for 980 yards to help lead Hornets to 6-2 record in 1970, the team's first winning season since 1961.



Dan Candeloro DT (1984-86)
1985 Sheridan Black College All-America


1985 Associated Press All-American ... '85 MEAC Defensive Player of the Year ... three-time All-MEAC selection (first team - '84 & '85; second team - '86) ... 1984 & '85 Sporting News Pre-season All-America ... 181 career tackles at DSU ... native of Wilmington, Del.



Gene Lake RB (1982-84)
1983, 1984 Sheridan Black College All-America; 1984 Kodak All-America


1984 MEAC Offensive Player-of-the-Year ... two-time All-MEAC First Team selection ('83, '84) ... Associated Press All-America Honorable Mention ('83) ... led all collegiate players with 1,722 yards rushing in 1984 ... holds DSU records for single-season (1,722) and single-game (336) rushing yards ... also holds Hornet records for rushing touchdowns in a career (35) and game (6) ... inducted into the MEAC Hall of fame in 2009 ...

native of Milford, Del.




Terrance Hoover RB (1984-87)
1985, '86 Sheridan Black College All-America

Three-time All-MEAC First Team selection ('85, '86, '87) ... Sporting News Pre-season All-America honoree ('86) ... DSU's career rushing leader (3,517 yards) ... amassed two 1,000-yard seasons with the Hornets (1,191 in '87 & 1,086 in '86) ... led all collegiate players (Div. I-A & I-AA) in rushing average (8.6 ypc) in 1985 ... native of Plainfield, N.J.




Franz Kappel OL (1981, 1982-84)
1983, 1984 Sheridan Black College All-America

Three-time All-MEAC First Team selection ('82, '83, '84) ... recognized as one of the top offensive linemen in the country, earning "Sporting News" Division I-AA Pre-season All-America honors in '84 ... Associated Press All-America Honorable Mention in 1983 ... served eight seasons as DSU's offensive line coach (1987-94) ... signed with New England Patriots following his DSU career ... native of New Castle, Del.




Joe Burton DB (1983-86)
1986 Kodak All-America; 1986 Sheridan Black College All-America

Three-time All-MEAC First Team selection ... No. 3 on Delaware State's career interception list (19) ... recorded 169 tackles at DSU ... native of New Castle, Del.




John Taylor WR (1982-85)
1984 Sheridan Black College All-America

1985 MEAC Offensive Player-of-the-Year ... two-time All-MEAC selection ... Associated Press All-America Honorable Mention ('84) ... holds DSU record for receiving yards in a game (223 vs. St. Paul's - 9/21/85) ... ranks third in DSU record book for career receiving yards (2,426) ... shares Hornet record for career touchdown receptions (33) ... third round pick (76th overall) of the NFL's San Francisco 49ers in 1986 ... helped lead 49ers to three Super Bowl titles ... native of Pennsauken, N.J.




Rod Milstead OL (1988-91)
1991 Walter Camp All-America; '91 AP All-America; '91 Sheridan Black College All-America

Three-time All-MEAC First Team selection ('89, '90, '91) ... one of the top offensive linemen in team history ... DSU gained 8,379 yards with Milstead on the line ... selected by the Dallas Cowboys in the fifth round of the 1992 NFL draft (121st overall) ... played for the Cleveland Browns, San Francisco 49ers and Washington Redskins ... native of Bryans Road, Md.



Joe Lane DT (1981-84)
1984 Sheridan Black College All-America

Two-time All-MEAC First Team selection ... 1984 "Sporting News" Pre-season All-America ... 1984 Hornet co-captain ... named Delaware State University Most Outstanding Senior ... recorded 284 total tackles (No. 5 all-time at DSU) ... registered 17 sacks for his career (No. 7 all-time at DSU) ... played in 43 consecutive contests during his career ... native of Newark, N.J.




Leroy Thompson DE (1989-92)
1992 Kodak All-America

1992 All-MEAC First Team selection ... 1991 All-MEAC Second Team ... recorded 89 tackles and 11 sacks in 1992 ... holds DSU record for most sacks in a game (5 vs. N.C.A.&T. - 11/9/91) ... recorded most sacks in a season in team history (16 in 1991) ... No. 3 all-time at DSU in career sacks (30) ... native of Williamstown, N.J.




HORNET FIRST TEAM ALL-AMERICAS



Rahsaan Matthews QB (1996, 1998-2000)
2000 Sheridan Black College All-America
 2000 MEAC Offensive Player-of-the-Year ... All-MEAC First Team selection ('00) ... most prolific passer n team history ... holds DSU career records for completions (563), pass attempts (1,178), passing yards (8,073) and touchdown passes (74) ... ranks No. 2 all-time in the MEAC in passing yards and TD passes ... completed 160-of-327 passes for 2,386 yards and school-record 32 touchdowns in 2000 ... native of Wilmington, Del.




Peter Gaertner PK (2004-2007)
2007 Sheridan Broadcast Network All-America
 2007 All-MEAC First Team ... 2005 All-MEAC Second Team ... holds DSU records for single season (19) and career field goals (43) ... led MEAC with 19 field goals in 2007 ... also was tops in the league in points by a kicker (80 ... 6.7 pg) in '07 ... had top field goal percentage in the MEAC in 2005 (.760) and 2007 (.762) ... native of Bakersfield, Cal.



Darnerian McCants WR (1997-2000)
2000 SportsNetwork All-America; '00 AP All-America; 2000 Sheridan Black College All-America
 2000 All-MEAC First Team ... holds school record for touchdown receptions in a season (18) ... also holds school and MEAC records for touchdown catches in a game (5, two times in 2000) ... finished his DSU career with 83 catches for 1,622 yards for 26 touchdowns ... selected by NFL's Washington Redskins in the fifth round of 2001 NFL draft (154th overall) ... native of Baltimore, Md.



Larrone Moore WR/KR (2007-2010)
2010 SportsNetwork All-America
 2010 All-MEAC First Team ... returned two kickoffs for touchdowns in 2010 ... also had 102 catches for 1,236 yards ... native of Hyattsville, Md.



DaShaun Morris WR/KR (2001-2002)
2002 SportsNetwork All-America; 2002 AP All-America
 2002 All-MEAC First Team ... set DSU record for kickoff return touchdowns in a season (3) in 2002 ... recorded 708 return yards in '02, including a career-best 92-yard return at Bucknell on Sep. 28, 2002 ... averaged 28.3 yards per return in 2002, and 25.9 for his career ... also finished DSU career with 57 catches for 1,033 yards and 10 touchdowns ... native of Orange, N.J.



Travis Tarpley WR/KR (2009-2012)
2012 Sheridan Broadcast Network All-America
 2012 All-MEAC First Team ... Hornets all-time leader with 4,651 all-purpose yards ... holds DSU records for single-season receptions (86) and receiving yards (1,058) ... also holds team record for catches in a game (13) ... ranks third in team history in career receptions (181) and fifth in receiving yards (2,121) ... native of Danville, Va.



Sam Smith LB (2004-2005)
2005 SBN All-America; 2005 Don Hansen Division I-AA All-America
 Two-time All-MEAC First Team selection ... MEAC leader, and second in Division I-AA, with 13.5 sacks as well as tied for seventh in the nation with 19 tackles-for-loss in 2005 ... led MEAC with four fumble recoveries in '05 ... led DSU with 75 tackles (33 solo) and '05 ... finished career with 179 tackles and 20 sacks ... native of St. Petersburg, Fla.



Milton Williams III WR (2011-14)
2013 Heritage Sports Radio Network All-America
 2013 All-MEAC First Team ... led MEAC in receptions (5.3 pg) and receiving yards (80.7 pg) in 2013



Eric Contos P (2004-2005)
2005 SportsNetwork All-America; 2005 AP All-American; 2005 SBN All-America
 2005 First Team All-MEAC selection ... led MEAC in punting yards (2,876) and number of punts (65) ... averaged 44.2 yards per punt in '05 ... recorded career -best 61-yard punt vs. Bethune-Cookman (10/8/05) ... 18 of his 65 punts were for 50 or more yards, placing 22 inside the 20-yard line ... native of Red Mountain, Ariz.



ALL-TIME ROSTER

-AAA-

Abdur-Rahman, Jihad	14-15
Abrams, Kamal	2015
Abul-Qasim, Tarik	93-95
Adair, Alvis	93
Adam, Charles	74, 75
Addison, Clarence	79-81
Adjei, Ernest	10-13
Adjei, Francis	07-10
Ajelero, Abdul	15-17
Ajibola, T.J.	13-14
Albanese, Wayne	01
Alderman, Chris	80
Alderman, Clyde	81
Alderman, Donovan	96, 97
Aldridge, Henry	49
Alexander, Alvetta	91-94
Alexander, Chad	95
Allen, John	75
Allen, Nick	06
Alleyne, Brycen	15-
Alleyne, Craig	85
Alston, Billy	84, 85
Altidor, Frantz	10
Ameen-Bey, Jibreel	04
Ames, Maurice	81
Amoah, Kofi	03-06
Ananou, David	76
Anderson, Ernest	66-68
Anderson, George	93
Anderson, Gerald	79
Anderson, Jamil	99
Anderson, Johnathan	79, 80
Anderson, Phil	91-94
Anderson, Phil	04
Anderson, Tarique	12-15
Andrews, Anthony	91
Andrews, Derek	84-87
Andrews, Harrison	70, 71
Andrews, Raymond	87, 89-91
Apollon, Peterson	2015
Archie, Jennon	93-95, 97
Arnold, Rodney	75, 77
Asuega, Keola	06, 07
Atkinson, Rashad	01-05
Atwater-Stephens, Da	2016-17
Augustine, Steve	84
Avery, Alan	88-90
Ayanbiola, Olusegun	09-12

- BBB -

Bacon, Carl	90
Badson, Lloyd	93, 95
Bagwell, Clarence	63-66
Bagwell, Charlie	80
Bailey, David	87
Bailey, Josh	11-12
Bailey, Greg	80
Bailey, Kyle	2016
Bailey, Phil	01-04
Baker, Jerome	82-86
Baker, Stanley	73
Baldwin, Daryl	02
Ball, Nathan	98
Banks, Lamar	93-97
Banks, Stanley	07, 08
Banning, Chris	96, 97
Bansah, George	09-10
Baptise, Levi	75, 77
Barber, John	64-67
Barber, John	85-89
Barkley, Warren	51
Barnes, Kittrell	99-02
Barnes, Corey	13-14
Barnes, Javon	15-16
Barnes, Reggie	85-88
Barrett, Rashawn	12-16
Barrow, Corey	90, 92, 94
Bashir, Jahmel	08, 10-12
Bashir, Omarr	86, 88
Bass, Mitchell	67-70
Battle, Curtis	91
Battle, Kahil	10
Baughman, Tyrone	04
Beamon, Anthony	77-80
Beasley, Leroy	66

Belcher, Anthony	56
Belford, Tyrone	67-68
Bell, James	75
Bellamy, Shannon	01-04
Belote, Termaine	01-03
Bendolph, Sika	15-17
Bendolph, Tecumseh	15-16
Bennett, Darrell	76, 79
Bennett, George	73-76
Bennett, Robert	00-03
Bennett, Willie	88
Benson, Dale	82
Bernard, Richard	08-09
Berry, Marvin	75
Berry, Tom	91, 93
Best, Thomas	10
Bethea, Clint	85-89
Bethea, Lamont	66
Bethea, Robert	87-90
Betsey, Chad	97
Beulah, Curtis	75
Beulah, Nate	02
Beverly, James	04, 06-07
Biaco, Dane	86
Bianudui, Jeremy	02-06
Bias, Ray Sr.	73
Bias, Ray Jr.	93-95
Biggins, John	58
Billingslea, Dana	70-71
Billups, Shawn	10-11
Black, John	76
Black, Keenan	2016-
Blackshear, Kevin	02
Blackshear, Leonard	77
Blackston, Andrew	01-03
Blagmon, Jemel	93-95
Blocker, Virgil	84, 85
Blount, Marvin	80-82
Blue, Pierre	04, 05
Boaz, Julius	48
Bodden, Harold	98
Bolden, Thomas	01-04
Bolden, Willie	13-15
BoNey, Dwight	70, 71
Bordley, Brent	79, 81
Bordley, Dennis	75
Boss, Henry	78, 79
Botts, Bryan	04
Bouknight, Gerald	07-09
Borum, Peter	2016
Bowman, Craig	88-92
Bowden, Mike	01, 02
Bowers, Michael	91
Bowie, Keith	86
Boyd, Aaron	09-10
Boyd, Joe	10-13
Boyd, Jonathon	85
Boyd, Nate	86, 87
Bradford, Lamont	14-17
Bradley, Tyrice	01-03
Bramble, Mark	87-90
Brandon, James	92
Braswell, Riley	75, 76
Brackett, Nick	10
Bratcher, Rod	84-87
Bratton, Jermaine	92
Bray, Charles	80, 81
Breath, Jeremy	04-07
Brenion, Frank	75
Brent, Shaun	88-90
Brewington, Reggie	75
Brewton, Justin	09-12
Bridge, Burditt	01-05
Bright, Marvin	85-88
Brisbane, Aquel	93
Brite, Josh	06, 07
Brodard, Charles	01
Brock, Melvin	81
Bromble, Mark	86
Bromell, Calvin	82
Brooker, Mansfield	93-97
Brooks, Fred	75, 76
Brooks, Michael	99
Brooks, Shawn	90-93
Brooks, Adrian	07, 08
Brown, Andre	75-78
Brown, Darrell	10

Brown, Decasto	75-78
Brown, Eddie	07, 08
Brown, Eric	93-97
Brown, Ira	98
Brown, John	73
Brown, Kurtis	99
Brown, Kyle	09
Brown, Micah	07-10
Brown, Quinton	08
Brown, Reggie	93-97
Brown, Shunard	93-94
Brown, Stephen	99-02
Broughton, Alex	84
Brum, Paul	04-05
Brunson, Rosco	78-79
Bryant, Derald	77-79
Bryant, Kevin	84-87
Bryant, Quadir	12
Bullock, Oscar	50
Bullock, Ronnie	10
Bundy, John	55
Burgette, Denzel	15-16
Burgman, Myron	98-99
Burke, Keith	69-71
Burke, Wendell	78-80
Burris, Stanley	90-93
Burton, Frank	81-84
Burton, Joe	83-86
Burton, Tyrone	94-95
Burton, William	13-16
Bushay, Raymond	77-78
Bussey, Zach	02-03
Butler, Tyrone	81, 82
Byars, Walter	79
Bynum, Nigel	2016-
Byrd, Tremane	90

-CCC-

Cade, Cerron	02-04
Caesar, Latroy	93-96
Caesar, Michael	81, 82
Caison, Robert	70, 71
Calhoun, Lazarus	94, 95
Campbell, Colin	86-90
Candeloro, Dan	84-86
Cannon, Greg	10
Canty, Lynell	98
Cappel, Triston	08
Carek, Edward	85, 87
Carey, Robert	69
Carey, Stewart	11-15
Carmichael, Anthony	85
Carr, Neil	99
Caroll, Andre	07-10
Carrow, Randy	80
Carter, Curtis	93-97
Carter, David	98, 00
Carver, Tyrone	98
Carter, Arnie	79
Carter, David	99
Carter, Jerome	75, 77
Carter, Markeyse	09
Carter, Marlon	2016
Casey, Patrick	84-87
Ceravolo, Joseph "Bo"	10-14
Carreo, Sal	13
Cauthan, Vaughn	70-73
Cavicante, Brian	2016-
Chambers, Steve	68
Chambers, Jerome	90
Charles, Zacharri	08-09
Chapman, Neon	90-93
Chavis, Joseph	85
Cherry, Michael	84-86
Cheung, Dae-Hon	12-15
Chew, Bertram	84, 85

Chisholm, John	73, 75
Chism, Earl	58
Christopher, Tyon	99
Clark, Claude	88
Clark, Curtis	76-79
Clayburn, Tim	70, 71
Claxton, Daryll	70, 71
Clement, Derrick	88
Clervoix, Joshua	05
Coates, Patrick	75
Cobb, Akeem	10
Coker, Adam	90
Colbert, Mike	81-84
Cole, Frank	70
Coles, William	56
Coleman, Gregory	77-79
Coleman, Hallie	46
Coleman, Keith	87
Coleman, Lewis	92, 93
Coleman, Rashod	02-05
Coleman, Steve	70-71
Coles, Korey	05
Coley, Richard	80, 81
Collick, Carl	49
Collick, Kyle	90
Collier, Oliver	90, 92
Collins, Anel	87
Collins, Marvin	66
Colston, Jermond	10-12
Colston, Terrick	12-15
Comer, Eldridge	81, 84, 85
Coney, Jerome	97
Conley, Bernard	05-09
Connor, Kevin	07, 08
Contos, Eric	04, 05
Conquest, Andreas	99-01
Conway, Donald	64
Conyers, Jermaine	99, 00
Cook, Demont	14-15
Cook, Justin	13-15
Cook, Tim	81
Cooks, Robert	85-88
Cooper, Anthony	02-04
Cooper, Caesar	94
Cooper, Caldwell	73-76
Cooper, Daryl	99-02
Cooper, Tom	81
Coppallo, Jeff	81, 82
Coppedge, Daniel	82-85
Cordova, Gerald	84-86
Cornwall, Troye	10-13
Cosby, Bob	66
Cottman, John	47
Cotton, Tyrone	77, 78
Cottrell, John	80
Council, Ron	90
Coverdale, Greg	97
Covington, Blake	03-07
Crawford, Keith	86, 88, 90
Crawford, Kaiden	2016
Crocker, David	77, 78
Crooms, Stephen	73
Crum, Boston	77-79
Crumpler, Oaklyn	66
Culbrest, Jerome	75-78
Culver, Johnny	90
Cunningham, Brandon	09-13
Cunningham, Kenneth	98
Curd, Gerald	87-88
Curry, Gary	99
Curtis, James	76
Curtis, Michael	85



ALL-TIME ROSTER

- DDD -

Dallas, Bryant 2016
 Daluz, Joseph 52
 Dancy, Nate 73
 Daniels, Damon 95, 96
 Daniels, Steve 95
 Danzey, Tony 84-87
 Darlington, Khary 00-02
 Davenport, Jamar 01
 Davies, Arnold 04, 05
 Davis, Aaron 73
 Davis, Anthony 90
 Davis, Brent 01-04
 Davis, Bruce 90, 91
 Davis, Duane 94
 Davis, Kareem 2016
 Davis, Mike 70
 Davis, Mike 11-14
 Davis, Petie 90, 91
 Davis, Steve 67-70
 Davis, William, Jr 91-93
 Davis, William, Sr. 51
 Davis, Zeb 05
 Daviston, Corbin 09
 Dawson, Clifford 70
 Day, Andrew 98
 Day, Desi 66-70
 Del Orbe, Edward 92, 95
 Delany, Herbert 79-82
 Delee, Glenn 93
 Dell, Leslie 99-03
 Delon, Mike 85-89
 De Los Santos, Ulises 2016-17
 Denkins, Jesse 78-81
 Dennis, Charles 81
 Dennis, DaShane 98-01
 Dennis, Johnny 01-04
 Dennis, Leslie 69-71
 Dennis, Robbie 81
 Dennis, Sam 85
 Dent, William 79, 80
 Deshields, Tim 73
 DeVone, Javon 2016
 DiAngelo 81
 Diaz-Aviles, Mario 10
 Dickson, Leodis 82-85
 Diego, Devon 09
 Dines, Eric 84-87
 Dingle, Zach 91, 92
 Dixon, Andre 73-77
 Dixon, Donnell 09-10
 Donnelly, James 75
 Donvall, Joe 86-87
 Dorsainvil, Rosnel 96-97
 Dorsey, Fred 82-84
 Dorval, Joseph 91
 Dorsey, Brian 66
 Dory, Jerome 94-97
 Douglas, Jamal 11-14
 Douglas, Thomas 75-78
 Downie, Giovanni 2016
 Downs, Jack 84, 85
 Drayton, Layton 73
 Drayton, Michael 81-84
 Drew, Todd 82-86
Drewery, Dominique 2016-
 Dunham, Guy 73
 Dunn, Alonzo 84, 85
 Dunn, Fabian 05-09
 Dunn, Nigel 80-83
 Dunn, Zachary 98-01
 Dupre, Moses 2016
 Durham, Scott 81-84

-EEE-

Eaddy, Marcus 09
 Ealy, John 14-15
 Ebron, Charles 71-72
 Ebron, Gary 91, 94
 Eddington, Ray 98
 Edmonds, James 01-04
 Edwards, Marcellus 84-85
 Edwards, Steven 77
 Egerton, Tim 85-89
 Elden, Kurt 05-06
 Elko, Nick 09-12
 Ellis, Chad 04-05
 Ellis, Mitch 96
 Ellison, Antoine 95-96
 Empty, Gregory 79
 Empty, Norman 73
 Epperson, Daniel 2016
 Epps, Eddie 75-77
 Essington, Sean 93, 94
 Evans, Arthur 69
 Evans, Floyd 03, 04
 Evans, George 34
 Evans, Michael 76, 77
 Everett, Willie 95, 96
 Everett, Octavius 06, 07
 Ewing, Steve 78, 80
 Ezeuzoh, Chuka 15-16

- FFF -

Fairfax, Kennis 82
 Fala, Joshua 2016-17
 Farmer, Roderick 96-99
 Felton, Corey 88, 90
 Felton, Darren 85, 86, 88
 Ferguson, Lemuel 70-72
 Ferguson, Quentin 08-10
 Ferreira, Raymie 2016
 Fields, Derrick 86
 Fields, Donald 77
 Fields, Glenn 95-97
 Fisher, Andre 77
 Fisher, Neil 03
 Flakes, Mark 13-14
 Fleming, Eugene 71, 72, 75
 Flickinger, Riley 07-09
 Floyd, Dominic 2015
 Folke, Matt 00, 01
 Foote, Darrell 92
 Foraker, Dan 96-00
 Ford, Calvin 01, 02
 Ford, Dave 75-77
 Ford, Glen 88
 Fortes, Quintin 09-12
 Foster, Brandon 09
 Foster, Dwayne 90-92
 Foster, Dylan 95
 Foster, Maurice 98-01
 Fountain, Derek 88
 Foust, Benjamin 79-80
 Francis, Andrei 01-04
 Francis, Michael 77
 Franks, John 73
 Frasier, Morris 12-15
 Fraizer, Dashawn 07
 Frazier, Keon 03
 Frazier, Lernel 02-03
 Freeman, Greg 96
 Freeman, Kenneth 73
 Freeman, William 49
 Freyburger, Jim 88
 Friend, Byron 79-81
 Frye, Anthony 09-10
 Fuentes, James 98
 Futrell, Melvin 66

- GGG -

Gable, Michael 06-09
 Gadson, Salahuddin 09
 Gaertner, Peter 04-07
 Gaines, Nathaniel 86-88
 Gaines, Palmer 70-72
 Gaines, Richard 99
 Galardi, Nick 00
 Gamble, Anthony 13-15
 Gardner, Germar 99, 01
 Garland, Nathaniel 69-72
 Garrett, Ken 82
 Garver, Corey 05
 Gaskins, William 70
 Gavin, Sean 82
 George, Bennie 47
 German, Ricky 80
 Gibbs, Charlie 78-80
 Gibbs, Walter 99, 00
 Gibson, Coleman 85
 Gibson, Vernon 66
 Giesler, Jarin 06, 08
 Gilbert, John 66-67
 Giles, Reggie 91-94
 Gilfilian, Basil 66
 Gilles, Patrick 98-01
 Gilmore, Clem 82
 Girard, Qiyamah 2015
 Glascoe, Keith 84
 Glass, Michael 13-14
 Glaud, Anthony 08-10
 Glemser, Paul 74
 Glenn, Clark 56
 Glenn, Frankie 13-14
 Glisson, Gerald 93-95
 Glover, Lige 51
 Goafrey, William 63
 Goffigan, Randy 77
 Golson, Malik 12-15
 Goodall, William 55
 Goodman, Earl 75, 77
 Goodman, Michael 00
 Goodwine, Lucious 73, 75-77
 Goodwyn, Recharde 01-04
 Gordon, Landall 71, 72
 Gordon, Shubasz 12-13
 Gould, Louis 96-98
 Graham, Derrid 94
 Graham, James 96-99
 Grant, Avery 08-09
 Grant, Kelvin 06
 Grassi, Giovanni 05
 Graves, Joseph 02-03
 Graves, Terry 78-81
 Gray, Tim 82-85
 Gray, Vada 81
 Green, Akeem 04-07
 Green, Jadira 09-10
 Green, Joseph 71-72
 Green, Kevin 09-10
 Greenidge, David 66
 Greene, Walter 57
 Greenlea, Cordie 85-88
 Greenwood, Tyrone 01-03
 Gresham, Reshard 07-08
 Grier, Clayton 64-66
 Griffin, Chris 97-98
 Griffin, David 75
 Griffin, Gregory 71, 72
 Griffin, John 2015
 Griffin, Lilton 83
 Griffin, Tony 81

Griggs, William 06-08
 Grimes, Jay 2016
 Grinnage, John 60
 Grogan, Dwayne 00
 Gross, Lynnard 82
 Gunter, Rodney 11-14
 Guy, Donel 58

- HHH -

Hackley, Paul 93
 Hailey, Sim 95
 Haines, James 66-67
 Hairston, Air 98
 Hakanoglu, Cuneyt 95
 Halden, Donald 77
 Hale, Perry 90, 91
 Hale, Rueben 09-12
 Hall, George 81
 Hall, Marvin 82
 Hall, Trey 13-15
 Halstead, Raheem 96
 Halt, James 80, 81
 Haman, Donald 66
 Hamby, Ronald 76, 77
 Hamilton, Allen 66
 Hamilton, Andrew 04
 Hamilton, Cornell 75, 76
 Hamiter, Uhuru 91-94
 Hampton, Stephon 07, 08
 Hankerson, Charles 93
 Hanks, Kevin 98-00
Hannah, Jordan 2016-
 Hardcastle, James 38
 Harden, Zachery 96, 98-00
 Hardy, Emanuel 99
 Harman, Baron 78-80
 Harrell, Tracey 88-91
 Harrington, Ernest 96
 Harris, Ahmad 08-09
 Harris, Andy 88, 91
 Harris, Charles 77
 Harris, Chester 96, 97
 Harris, Clarence 56
 Harris, Eric 82
 Harris, James 93
 Harris, Joe 93, 94
 Harris, Joel 97
 Harris, Keith 82-85
 Harris, Kenya 90, 92
 Harris, Lewis 81
Harris, Malik 14-
 Harris, Milton 01, 02
 Harris, Paul 87
 Harrison, Eric 90-94
 Harrison, Reginald 73-76
 Harrison-Dixon, MacAdoo 93-95
 Harrell, David 84
 Hart, Hutchinson 50
 Hart, Stephen 85, 87
 Harvey, Brandon 10
 Hassell, George 00
 Hatcher, Michael 84, 85
 Hawthorne, Robert 66-71
 Hayes, Norman 71-75
 Haygood, Corey 02, 03
 Haynes, Steven 94-97
 Haynie, Ronike 00
 Haywood, Braheim 08-09
 Headley, Fritz 09
 Heath, Wallace 80
 Heflin, Victor 79-82
 Height, Derrick 81
 Helwig, Darren 13-15
 Henderson, Billy 05
 Henry, Dwayne 82-85



ALL-TIME ROSTER

Herrod, Donta 08
 Heslop, Garfield 2016-17
 Hicks, Darryl 09-10
 Hicks, Gary 81-84
 Hicks, George 75
 Hicks, J.J. 08
 Hicks, Joey 92
 Hicks, Julius 91
 Hicks, Marvin 88, 90
 Hicks, Morris 90-94
 Hicks, Stanley 76
 Hill, Dennis 93-96
 Hill, Denzelle 13-14
 Hill, Dimitri 12-15
 Hill, James 80
 Hill, Kyen 90
 Hill, Nathan 52
 Hillard, Connie 71, 72-77
 Hines, Elvis 85, 87-88
 Hines, Errich 84, 85
 Hines, Pat 90-93
 Hinson, John 98
 Hinson, Kelvin 69
 Hinson, Tyrone 81
 Hinton, Herman 09-12
 Hinton, Matt 06
 Hobbs, Mark 82
 Hogan, John 69
 Hoggard, Jon 98-01
 Hogsten, James 63, 64
 Holiday, Steve 81
 Holland, Corey 95, 96
 Hollaway, Jashon 09
 Holness, Stephen 09
 Hood, Charles 92-94
 Hood, Ken 90, 91
 Hoover, Terrance 84-87
 Hopkins, Stephon 05, 06
 Horace, Matthew 81
 Horsey, Albert 97-00
 Horton, Darrell 00
 House, Robert 86, 87
 Houston, Derik 76
 Houston, Lawrence 77-79
 Hovington, Ronnie 98-01
 Howard, Luther 71, 72
 Howard, Marcus 96-00
 Howland, Phil 76, 77
 Hubbard, Derrick 85
 Hudson, Brandon 06-08
 Hudson, Ernest 02-04
 Hudson, Leonard 70
 Hughes, David 97, 99, 00
 Hunt, Donald 82
 Hunt, Keith 09
 Hunter, David 67
 Hunter, Keith 11-13
 Hunter, Samuel 64-66
 Hursey, John 90-92
 Hurst, Tyron 06-09
 Hutchins, Corey 98-01
 Hutchins, Robert 51

- III -

Imeokparia, Omonigho 02-06
 Ingram, James 85
 Ingram, John 75, 76
 Irvin, Alphonse 70
 Izebere, David 09

JJJ -

Jackson, Damion 98
 Jackson, Don 82-86
 Jackson, Darius 08-10
 Jackson, Eric 08
 Jackson, Everett 71, 72
 Jackson, Gilbert 48
 Jackson, Greg 00-04
 Jackson, Jamaal (OL) 99-02
 Jackson, Jamaal (RB) 13-15
 Jackson, Jamelle 98
 Jackson, Nagee 12-15
 Jackson, Omar 95-98
 Jackson, Phillip 75-77
 Jackson, Rasheed 96
 Jackson, Rashon 06, 08
 Jackson, Richard 73
 Jackson, Ron 88, 90
 Jackson, Wayne 82
 Jackson-Bey, Donald 95, 96
 Jacobs, David 99
 James, Charles 73
 James, Edward 89, 90
 James, Glenn 67-70
 James, Glenn 93-95
 James, J.E. 90
 Jamison, Cliff 91, 92
 Jarmon, Brian 90, 91
 Jarvis, Keith 91, 94, 95
 Jean, Ed 96
 Jefferson, John 00-02
 Jeffery, Stevie 02
 Jenifer, Sam 10
 Jenkins, Alex 73
 Jenkins, Antoine 01, 02
 Jenkins, Brian 01
 Jenkins, Bryan 96
 Jenkins, Dwayne 00-03
 Jenkins, Lamar 95-99
 Jenkins, Nazir 01
 Jenkins, Quincy 2016
Jenkins, Quinton, Jr. 2016-
 Jenson, Jon 91, 94
Jernigan, Robert 15-
 Jeter, Emmett 55
 Jiles, Henry 55
 Jocelyn, Kevin 13-15
 Johnson, Andrew 75, 77
 Johnson, Brandon 05
 Johnson, Chris 09-10
Johnson, Christian 15-
 Johnson, Clifton 66-67
 Johnson, Craig 90-92
 Johnson, Deon 07
 Johnson, Dion 91-92
 Johnson, Erik 05
 Johnson, Francis 69
 Johnson, Gregory 67-70
 Johnson, Gregory 87, 88-91
 Johnson, Herbert 81
 Johnson, Jonathon 91, 92
 Johnson, Kristian 09
 Johnson, Lee 85-88
 Johnson, Lee 91, 92
 Johnson, Marc 83
 Johnson, Mark 91
 Johnson, Nathaniel 48
 Johnson, Reggie 86-88
 Johnson, Richard 67
 Johnson, Roger 82-86
 Johnson, Stephen 08
 Johnson, Terry 88, 90
 Johnson, Teddy 95-98
 Johnson, Tim 86
 Johnson, Vaughn 92, 94
 Johnson, Victor 70
 Jones, Albert 01, 02
 Jones, Anthony 75-78
 Jones, Brian 00
 Jones, Byarie 67-70

Jones, Cameron 02-05
 Jones, Cedric 93-96
 Jones, Chris 82-86
 Jones, Claude 69
 Jones, Craig 92-95
 Jones, Corey 98
 Jones, Dante 96-99
 Jones, Darrell 95-97
 Jones, David 89, 90
 Jones, David 02-05
 Jones, W. Dennis 92-95
 Jones, Edward 69
 Jones, Erick 06-09
 Jones, Erik 90-93
 Jones, Faith 75
 Jones, Fernander 99
 Jones, Jaashawn 08-10
Jones, Jacob 15-
 Jones, Garfield 70
 Jones, Jamaal 05-07
 Jones, James 71, 72
 Jones, Jonathan 14-15
 Jones, Kareem 07, 08
 Jones, Keith 84
 Jones, Odell 73
 Jones, Reggie 87
 Jones, Stephen 92
 Jones, Timmy 92
 Jones, Xavier 12-14
 Jones, William 70
 Jones, Will 02, 03
 Jordan, Deno 86
 Joyner, Bruce 82
 Joyner, Johnny 76, 78-79
 Judge, Cameren 12-13
 Judkins, Neal 84-86
 Justice, Henry 71, 72

- KKK -

Kaiser, Ed 90, 91
 Kano, Marco 10-13
 Kappel, Franz 80, 82-84
 Kargbo, Mike 95-98
 Kearse, Allen 76
 Keatinge, Jared 02, 03
 Kebesa, Garald 70
 Keitt, Josh 04, 05
 Kellum, Damon 86, 87
 Kelly, Marlon 11-14
 Kelly, Rudy 71, 72
 Kelly, Thomas 78, 81
 Kelly, Tyrone 05, 06
 Kemmerlin, Ralph 76, 77
 Kemp, Kellen 06-09
 Kennard, Andre 06, 07
 Kenner, Anthony 85
 Kern, Kenny 05
 Keys, David 75
 Kirby, Djamal 06-08
 King, Devin 92-94
 King, Eddie 67
 King, Grayland 96-00
 King, Jeff 86
 King, Robert 13
 King, Sherman 85, 86
 King, Stacy 86
 King, Terris 78
 King, Timothy 78-81
 Kirby, Djamal 04, 05
 Kitchen, William 85
 Kobasa, Gerald 69-71
 Korpoi, Sam 02-04
 Kuti, David 00

-LLL -

Lain, Kobe 15-16
 Lake, Bryant Gene 82-84
 Lake, Jeff 93
 Lamar, Sydney 87
 Lambert, Larry 72
 Land, John 64-66
 Lane, Joe 80-84
 Lane, John 86, 87
 Langdon, Ryan 09-12
 Langrell, Robert 69
 Lankford, Tim 82-84
 Lanovette, Dave 82
 Lawrence, Larry 02-05
 Layfield, Kelly 94, 95
 Layton, Dennis 75, 76
 Lea, Chris 88-91
 Leary, Solomon 93
 Leaver, Kareem 14-15
 Lee, Aron 2016
 Lee, Bennie 93-95
 Lee, Gregory 77, 80
 Lee, James 84-85
 Lee, Gerald 90
 Lee, Kevin 88-92
 Lee, Leon 82-84
 Lee, Mike 01
 Lee, P.J. 86
 Lee, Teon 87
 Lee, Tywan 10-12
 Lester, Kevin 89
 Lester, Rod 80-82
 Lewis, Bill 91
 Lewis, Brandon 13-14
 Lewis, Byron 09-10
 Lewis, Darnell 96-97
 Lewis, George 66-71
 Lewis, Jason 86-88
 Lewis, Robbie 75
 Ligon, Greg 06, 09
 Lingo, Felton 62
 Lipford, Evan 04-05
 Lipscomb, Frank 82
 Little, Aldrich 61
 Little, Morgan 61
 Lochner, Nick 08-09
 Locke, Warren 80-82
 Lockhart, Kimoni 95, 97
 London, Robert 93-96
 Loney, Charles 84-87
 Lopes, Shane 05
 Lopez, Mario 87
 Lucas, Russell 85
 Lundi, Charles 04, 05
 Lugollo, Andre 86-88
 Luten, Walter 76
 Lyons, Ronnie 70

- MMM -

MacDonald, Osborne 76
 Mack, Anthony 93
 Mack, Marvin 73
 Madric, Paul 70-72
 Malashevich, Bill 95
 Malloy, Ronald 75
 Maloney, Mike 06-09
 Manful, Nana 92-95
 Manley, Danzel 10
 Manning, Ahmir 05
 Marc, Emmanuel 05-06
 Marshall, Marc 91-92



ALL-TIME ROSTER

Martin, Charlie	66	Moore, Ananias	79	Parker, James	55	Reed, Paul	75
Martin, Johnny	07-09	Moore, Andre	01	Parker, James	06, 08	Reese, Paxton	93-95
Mason, Calvin	77-80	Moore, Davon	10-14	Parker, Omar	93, 95-97	Reeves, Russell	03-07
Mason, Richard	99, 00	Moore, Gordon	82-84	Parkinson, David	85	Reid, Dorrence	00
Mason, Ricky	78-80	Moore, James	91-94	Parsley, Craig	87-89	Render, Jerry	73
Mathis, Ron	02, 04-06	Moore, Joseph	71, 72	Paskins, Dan	85, 87	Rendle, Mike	10
		Moore, Larrone	07-10	Patrick, Cedeno	04	Reynolds, Marcus	02, 04-05
		Moore, Norman	63-66	Patrick, Jeff	92	Reynolds, Raphael	09
Matthews, Aaron	92	Moore, William	99	Patterson, Brian	95-97	Rheubottom, Deon	01-05
Matthews, Rahsaan	96-00	Moore, Willie	66	Paul, William	70-72	Rhodes, Willie	76, 77-80
Maul, Jay	79	Monroe, Keith	67	Payton, Justin	95	Richardson, Aaron	09-12
Maul, Leonard	71, 72	Monroe, Ronald	73	Peace, Keith	84	Richardson, Zeno	43
Maul, Oliver	82-85	Mons, Isaac	75	Pearson, Randolph	69	Richmond, Nick	05-09
Mayers, Craig	80-82	Montgomery, Darius	94	Pedro, Cade	2016-	Riddick, Michael	87-88
Mayes, Willie	82	Montgomery, Lawrence	93	Pendergrass, Vince	92-94	Riddick, Reginald	87-91
McAfee, Omar	92, 93	Morgan, Arlington	87-88	Penick, Frank	95-97	Riley, Chris	88
McBall, Marc	90	Morgan, Everett	82-85	Pennick, James	66	Riley, Conrad	56
McBride, Cameron	06	Morgan, Phil	06-08	Perkins, Jamal	94-97	Riley, Daren	91-92
McBride, Shaheer	04-07	Morgan, Ray	86	Perry, Alex	10-14	Rivera, Gilbert	14-16
McCants, Darnierian	96-00	Morgan, Richard	87-88	Perry, Clay	96-98	Roach, Al	94-95
McCauley, Terrance	91, 92	Morris, Antoine	93	Perry, Dermont	94-97	Roache, Bryson	05-06
McClain, James	93-96	Morris, DaShaun	01, 02	Perry, Kevin	2016-	Roberts, Marc	76
McClain, Kenny	99-02	Morris, Isaiah	95, 96	Petion, Luke	06, 07	Roberts, Martin	36
McClain, Shawn	91, 92	Morris, Richard	77, 81	Pettiford, Jamal	88-91	Robinson, Anthony	92
McCready, Clark	12-15	Morris, Steve	86-90	Pharr, Emmette	58	Robinson, Carl	84-86
McCormick, Reginald	75, 76	Morrison, Andrew	68	Phillips, Patrick	13-15	Robinson, Clinton	93
McCoy, Reggie	07	Morrison, Jermaine	08	Pickett, Nafis	08-09	Robinson, David	98
McDonald, Daryl	81	Mosley, Anthony	90-91	Picott, Doug	81	Robinson, Donald	77-80
McElroy, Richard	70	Mosley, Ben	95	Pierce, Travis	02-05	Robinson, Ernest	09
McFadden, Afumiya	02-04	Mosely, Michael	03	Piersaw, Michael	2016	Robinson, Harry	86, 87
McFarlane, Osley	01	Mosley, Rick	96-97	Pinkett, Jerome	57-60	Robinson, Kirk	96
McGeough, Jeremiah	13-15	Motley, Felmon	48	Pinkett, Scott	85	Robinson, Lybrant	84-87
McGriff, Bruce	82-85	Muckle, Andrew	88	Pittan, Ray	90, 91	Robinson, Paul	88, 89
McIntosh, Helmut	94, 95	Munson, Roy	66	Pitts, John	58	Robinson, Ronald J.R.	12-15
McKenzie, Fred	50	Muradymov, Nail	09-12	Plater, Michael	89, 90	Robinson, Ryan	03-07
McLaurin, Cory	96	Murphy, Cory	12-13	Plenty, Leonadus	76, 78	Robertson, Napoleon	87-90
McLaurin, Craig	92, 93	Murry, Albert	84	Pless, Rodney	98	Rogers, Kameron	15-16
McLean, Dana	92, 93	Murray, Michael	87-91	Plummer, James	98	Rolle, Kelvin	76, 77
McMullian, Charles	01	Murray, William	58	Plunkett, Jerome	01	Rolle, Venson	98
McNeil, Bernard	73, 75-77	Murry, Willie	66	Polk, Ato	98-01	Romain, James	07-08
				Pollard, Phillip	02-05	Rome, Duane	98
McNeil, Derrick	05-08			Pollard, Theodore	87	Romo-Martinez-Fidel	2016-
McQueen, Tahree	09	- NNN -		Pollins, John	93	Romo-Martinez, Jose	2017-
McReynolds, Marchand	91	Napier, Kevin	81	Ponder, Marcus	08-10	Rosario, Saul	03
McRoberts, Mike	71, 72	Neal, Derrick	92-94	Pope, Josh	06-08	Rose, Allen	73
Medley, Karl	01	Neal, Nathaniel	77-80	Poplos, Chuck	92-94	Rose, Steven	87-89
Melton, Gary	13-16	Neibauer, Jahad	2016-	Popp, James	98	Ross, Melvin	84
Mendes, Joe	07-09	Nelson, Neil	77-78	Porcher, Jamal	10	Ross, William	99-03
Mengoni, Ernest	13-16	Nelson, Nick	12-16	Postell, Jeff	03-05, 07	Rosseau, James	09-10
Meredith, William	82	Nelson, Zwardie	03-04	Potts, Alonzo	78	Rothwell, Reggie	03-04
Merritt, Ronald	81	Nemeth, Matt	96-99	Powell, Arandre	85-87	Rouse, Kelly	05-07
Middlebrooks, Freddie	01-05	Newell, Donte	2016-7	Powell, Curtis, Sr.	72-75	Roveda, Richard	73
Miles, Mark	93, 95	Newell, Keith	09-10	Powell, Curtis, Jr.	01-03	Rowan, Kevin	13-14
Miller, Dion	95	Newman, John	07-08	Powell, Mark	73	Rowe, Aquil	96
Miller, Ken-Won	02-06	Newton, Edgar	02	Powell, Michael	90	Rowe, John	81-82
Miller, Parrish	06	Niblack, James	81	Powell, Robert	81	Roy, Rodney	04-05
Miller, Robert	75	Nichols, Brock	2016-17	Powell, Willis	48	Rudd, Larry	77-78
Miller, Shannon	99	Noel, Dean	91-92	Prather, Keevon	12-15	Ruffin, Anthony	87
Miller, Wilbert	59	North, Mike	68-72	Pratt, Raymond	51	Rumley, Shane	04-05
Millhouse, Jermaine	99	Norville, Lennox	06-07	Presbury, Robert	84-87	Russell, Akiel	05-08
Milligan, Gavin	87-89	Nzidee, Wisdon	15-17	Pressley, O'Neal	85-88	Ryan, Mitchell	04, 05
Mills, Gary	66			Primas, Charles	84-87	Rykard, Joseph	67-70
Mills, Jonathan	10	- OOO -		Prince, Charles	90	Ryles, Donald	87
Milstead, Rod	88-91	Obado, Esayah	12-15	Prince, Lorne	88, 90-92	Rutherford, Mason	2016
Mims, Demitrius	88	O'Hara, Tom	82	Prince, Russell	87		
Mims, Tommie	99, 00	O'Neal, Dana	96, 97	Proctor, Justin	85-88	- SSS -	
Minault, Reginald	87-90	Olfus, Jeffery	94	Pulliam, Brandon	99	Sabir, Shadeed	05
Miner, Calvin	08-10	Oliphant, Sharod	02, 03	Pulliam, George	98, 00	Sales, Trevor	10
Mirando, Tim	90	Oliver, Lamarr	94	Purnsley, Brandon	08-10	Samuels, Kevin	81, 84
Mitchell, Barry	97-00	Ortiz, Nate	12-15			Samules, Walter	80-81
Mitchell, Justin	01-03	Ortt, Nick	99	- QQQ -		Sanders, James	02-03
Mitchell, Lonnie	75	Owens, Jasper	00-02	Queen, Steve	98	Sanders, Marquese	10
Mitchell, Preston	05	Oyedele, Olufemi	00-03	Quiggs, Brian	95	Santanna, Henry	87
Mitchell, Shahn	90-92			Quinn, Aaron	98-00	Saunders, Blake	02-05
Mitchell, Vance	69-72	- PPP -					
Mitchem, Michael	92	Page, Solon	84, 85	- RRR -			
Moffatt, Fred	91	Pakinson, Dave	85-88	Ramsey, Herbert	53		
Moffett, David	96-97	Palmer, Dale	70-72	Randall, Brian	90-93		
		Palmer, Eric	85	Randall, Jason	07-09		
		Palmer, Eugene	09	Randolph, Dougie	65-66		
		Pappas, John	03	Randolph, Shaun	95-96		
		Parham, Alfred	81, 82	Randolph, Stanley	70, 73		
		Parke, Mike	70	Redding, James	88-92		
				Reed, Doug	90-91		



ALL-TIME ROSTER

Saunders, Charles	66	Spann, Marquis	09-11	Thomas, Mitchell		Warren, Samuel	79-81
Saunders, Damon	88	Spann, Tyrone	73	Thompson, Anthony	77, 78	Warton, Osceola	60
Saunders, Norris	66	Speaks, Thomas	78	Thompson, Bill	73	Washington, Brandon	82
Savage, Darnell	88	Spears, Aaron	92-93	Thompson, Derrick	81-84	Washington, Phillip	85
Savage, Keith	88	Spence, James	01-03	Thompson, Floyd	80	Washington, Thomas	79
Savedge, Dennis	85	Spencer, Aaron	13-14	Thompson, Fred	86	Waters, Mike	2016-
Scandrett, Jonathan	03-07	Spencer, Patrick	81	Thompson, Glenn	69	Waters, Samuel	70-72
Schenck, Edward	15-16	Spicer, Matt	09-12	Thompson, LeRoy	90-92	Watkins, Jackie	06-08
Schofield, Murdock	48	Spinner, Baron	95, 96	Thompson, Walt	88, 90	Watkins, Reggie	98-00
Scott, Aris	56	Spinner, Ronn	05-08	Thorne, Fabian	94, 95	Watkins Thane	90-93
Scott, Cory	13-16	Spriggs, Chris	91, 92	Thorne, Neville	96	Watson, Bert	90-93
Scott, Kevin	12-13	Sprinkle, Daniel	92	Thornton, George	93	Watson, Jomah	09-10
Scott, Matt	77-78	Stackhouse, Wayne	97, 98	Thornton, James	78-81	Watson, Kenneth	86, 87
Scott, Matthew	09-10	St. Amond, Carl	2015	Thornton, Mitch	92	Watson, Robert	67-70
Scudder, Greg	04-05	Stancil, Darald	91-94	Thornton, Rondell	94	Watson, Matt	13-14
Searles, Jerron	85	Staples, Terry	81	Threadgill, Thomas	09-12	Watson, Tony	87, 90-91
Sears, Chris	13-15	Staton, Darrell	92	Tippens, Justin	96	Watson, Wendell	87-90
Sears, Gary	06-08	Stehman, Matthew	90	Tillison, Chris	89, 90	Watts, Ronald	69
Segars, Kendall	80	Steinbacher, Steven	06-09	Tizzard, Jacob	14-15	Weather, Clarence	80
Selhiavoni, Joe	91, 92	Stephen, Calvin	76, 78	Todd, Leroy	77	Weaver, Ronnie	81
Selby, Keyjuan	82	Stephens, Benjamin	66	Tolliver, Barrington	99-01	Weber, Bret	79-81
Selby, Taronn	15-	Stephens, Darryl	86, 87	Tolliver, Calvin	08-09	Webster, Dana	02
Sellers, Ernest	15	Stephens, William	48	Tolson, Lenier	99, 00	Wescott, Logan	2015-16
Seth, Stanley	2016-	Stephenson, Ralston	99	Toppin, Orlando	90	West, Dayne	04, 05
Sewell, Eric	78	Stevens, Gary	84	Toth, Michael	02	West, Nyfease	2016-17
Sewell, Vincent	05-09	Stevenson, Alphonso, Sr.	50	Tribbett, Kenneth	75	West, Tyrone	70
Seymour, Eric	01, 02	Stevenson, Russell	69-71	Triplett, Vester	66	Wharton, Eric	66
Shaddow, Jon-Michael	80	Steward, Preston	87-91	Trader, Brian	85	Wheeler, David	82, 83-85
Shakoore, Calvin	99, 00	Stewart, Emilio	04, 05	Trammel, Thalamus	94-96	Whitaker, Aaron	04
Sharpe, Anthony	91	Stewart, Sidney	98-02	Trotman, Shawn	93	Whitaker, John	01, 02
Shaw, Lamar	80-82	Still, Demetrius	09	Trott, Curtis	84-86	White, Cleveland	66
Shaw, Ron	10-14	Still, Mark	93	Trott, Jamel	02-06	White, Elliott	66
Sheffield, Johnny	81	Stith, Kenneth	01	Tucker, Clinton	92	White, Herbert	89-91
Shell, Bennie	76	Stokes, Corey	93	Tucker, Darren	88-90	White, Howard	78
Shepard, Dominic	73-77	Stone, John	84-87	Tucker, Marlin	95, 96	White, Keith	71-73
Sheppard, William	10	Stowe, Carl	88	Tullis, Walter	73, 75	White, Thomas	71, 72
Sheppard, Willie	04	Strother, Chris	07-08	Tumor, Lance	84	White, Will	05, 06
Sherrod, Gabriel	84-87	Strong, Jimmie	62-65	Tunsil, Kadafi	05, 06	Whitfield, Anthony	92
Shockley, Earnest	13-15	Strums, Jerome	06-09	Tunstill, Tom	91, 92	Whittingham, Raphael	13-15
Shorts, Dakiel	93-95	Sua-Godinet, Fatu	2016-17	Turner, Casper	80	Whitley, Thomas	81-84
Show, Ronnie	91	Suarez, Edward	01	Turner, Chet	91	Whitlock, Alvin	90
Showell, Malcolm	76-78	Sudder, Greg	84	Turner, Donald	86-90	Wichlinski, Jeff	92, 93
	86-88,	Sullivan, Kii	93-94	Turner, Harrington	78, 79	Wiggins, Ron	67
	90	Summers, Trevor	90-92	Turner, James	77, 78	Wilder, Alimayo	05-08
Shrewsbury, Adam	05-07	Sutton, John	09-10	Turner, Walter	69-70	Wilcher, Xavier	2015-
Sifford, Allen	91	Swann, Pedro	69-71	Tyler, Alphonso	90, 91	Wilder, Izeem	96
Simmons, Patrick	84	Swift, Charles	88	Tyler, Jonel	80, 81	Wilder, Matt	93-96
Simms, Cory	88	Swoope, Bobby	81-82	Tyler, Kesselly	15-16	Wilkerson, James	56
Sims, William	92, 94	Sykes, Henry	90, 92	Tynes, Darriel	00	Wilkerson, Ronnie	93-96
Singh, Chris	04-07	Symister, Tyron	93			Wilkins, Cartier	2016-
Singleary, Anthony	95-97					Wilkins, Felix	01-04
Singleterry, Darrell	88, 89	- TTT -		- UUU -		Williams, Andre	82-86
Singleton, Clayton	67	Tabb, Tavis	07-10	Ukeje, Chikezie	12-13	Williams, Charles	73
Singleton, Derrick	67	Talbert, Terrell	09-10	Upchurch, Derrick	05, 06	Williams, Curtis	88-90
Simmons, Victor	01-05	Tallon, Brian	86			Williams, Darryl	80
Simpson, Isaiah	81, 82	Talor, Wayne	81	- VVV -		Williams, Dwight	66-70
Slaughter, Ronnie	12-13	Tanner, David	90	Venable, David	98	Williams, Ed	82-86
Slawik, Mel	98	Tarpley, Travis	09-12	Veney, Fernando	81-84	Williams, Elbie	11-14
Slay, Samuel	77	Taylor, Charles	90	Vestal, James	57	Williams, Eljon	2016-
Small, Isaiah	66-70	Taylor, Harley		Victor, Cedric	01	Williams, Eric	98-00
Smith, Albert	2016-	Taylor, John	82-85	Voughs, Ron	66	Williams, Gerald	73, 76
Smith, Amanuel	57	Taylor, Kyle	15-			Williams, Isaiah	2016-
Smith, Andre	05	Taylor, Marc	96, 97	- WWW -		Williams, James	04
Smith, Chester	03, 04	Taylor, Mike	02	Wainwright, Eric	87-89	Williams, Jason	93-96
Smith, DaShawn	81, 82	Taylor, Ollie	03-07	Waldemar, Vernal	84	Williams, Jeremiah	13-16
Smith, Derrick	14-15	Taylor, William Jason	02-05	Walker, Andre	96	Williams, Jonathan	01
Smith, Devin	86	Teasley, Johnny	01	Walker, Derrick	96-99	Williams, Kelly	76-79
Smith, George	86	Teel, Quincy	96	Walker, Keith	81	Williams, Kevin	81
Smith, Laray	01-05	Teel, William	84, 85	Walker, Kenny	93, 97	Williams, Larry	69-72
Smith, JoShaun	2015	Tench, Bernard	04	Walker, Mike	84-86, 88	Williams, Lester	71-73
Smith, Kimani	96-99	Tiedemann, Troy	81, 82	Walker, Treoun	01	Williams, Luqman	99, 00
Smith, Michael	01	Tilghman, Dujuan	82-85	Wallace, Brandon	2016-	Williams, Malcolm	11-14
Smith, Nathaniel	75-78	Tilghman, John	88	Wallace, Charles	2015-	Williams, Marvin	60
Smith, Nathaniel	90-92	Thomas, Clayton	93, 94	Wallace, Jarrod	02-05	Williams, Milton III	11-14
Smith, Robert	70	Thomas, Curtis	92-94	Wallace, Troy	06	Williams, Nick	09-10
Smith, Ronnie	00-02	Thomas, Hargis	41	Waller, Tracy	81	Williams, Richard	81, 84
Smith, Sam	04, 05	Thomas, Henry	80	Walters, Tavaris	98, 01	Williams, Robert	80
Smith, Shayne	2016-	Thomas, James	88-91	Walts, Ronald	70	Williams, Ronald	73
Smith, Shelton	75-78	Thomas, Mike	73	Ward, Mitchell	11-14	Williams, Steve	85
Smith, Tim	91, 92			Ware, Marc	87-90	Williamson, Donald	70
Smith, Troi	08					Williams, Nyree	2016-
Smith, William	82					Willingham, Bryan	98
Sneed, Andrew	78					Willis, Ryan	06, 07
Sokotoski, Gary	94						
Sonabria, José	94,-95						



ALL-TIME ROSTER /DSU HALL OF FAME

Warren, Samuel	79-81
Warton, Osceola	60
Washington, Brandon	82
Washington, Phillip	85
Washington, Thomas	79
Waters, Samuel	70-72
Wathing, Thane	90-93
Watkins, Jackie	06-08
Watkins, Reggie	98-00
Watson, Ameer	14-15
Watson, Bert	90-93
Watson, Jomah	09-10
Watson, Kenneth	86, 87
Watson, Robert	67-70
Watson, Matt	13-14
Watson, Tony	87, 90-91
Watson, Wendell	87-90
Watts, Ronald	69
Weather, Clarence	89
Weaver, Ronnie	81
Weber, Bret	79-81
Westcott, Logan	15
Webster, Dana	02
West, Dayne	04, 05
West, Tyrone	70
Wharton, Eric	66
Wheeler, David	82, 83-
Whitaker, Aaron	85
Whitaker, John	04
White, Cleveland	01, 02
White, Elliott	66
White, Herbert	89-91
White, Howard	78
White, Keith	71-73
White, Thomas	71, 72
White, Will	05, 06
Whitfield, Anthony	92
Whittingham, Raphael	13-15
Whitley, Thomas	81-84
Whitlock, Alvin	90
Wichlinski, Jeff	92, 93
Wiggins, Ron	67
Wildner, Alimayo	05-08
Wildner, Izeem	96
Wildner, Matt	93-96
Wilkinson, James	56
Wilkinson, Ronnie	93-96
Wilkins, Felix	01-04
Williams, Andre	82-86
Williams, Charles	73
Williams, Curtis	88-90
Williams, Darryl	80
Williams, Dwight	66-70
Williams, Ed	82-86
Williams, Elbie	11-14
Williams, Eric	98-00
Williams, Gerald	73, 76
Williams, James	04
Williams, Jason	93-96
Williams, Jeremiah	13-
Williams, Jonathan	01
Williams, Kelly	76-79
Williams, Keon	13-
Williams, Kevin	81
Williams, Larry	69-72
Williams, Lester	71-73
Williams, Luqman	99, 00
Williams, Malcolm	11-14
Williams, Marvin	60
Williams, Milton III	11-14
Williams, Nick	09-10
Williams, Richard	81, 84
Williams, Robert	80
Williams, Ronald	73
Williams, Steve	85
Williamson, Donald	70
Willingham, Bryan	98
Willis, Ryan	06, 07

Wills, Toris	94
Wills, Wooten	82
Wilson, Chris	84
Wilson, Chris	95-97
Wilson, Justin	09-12
Wilson, Ronald	91
Wilson, Steven	69-70
Wilson, Sylvester	87
Winfield, Jason	88-91
Wing, Troy	81-84
Winton, Vashon	05-08
Wood, Roy	88-92
Womack, Will	12-14
Woods, Richard	03
Woodard, Andre	98
Woodard, Raymond	51
Woodards, Delorence	93
Woodhull, Ron	2016-
Woodley, Benard	82
Woods, Carlos	99-01
Worthan, Edward	99-01
Wright, Addidson	05
Wright, Calvin	66-67
Wright, Bruce	85-88
Wright, Clifford	70-72
Wright, Gordon	65
Wright, Kenneth	
Wright, Kevin	86-89
Wright, Orlando	71, 72
Wright, Ricardo	71-73
Wright, Richard	77, 78, 80
Wright, Stephen	75, 76
Wydner, William	36
Wynn Desmond	82-85
-YYY-	
Yarbor, Brandon	90-92
Young, Evan	2016
Young, Harold	
Young, Larry	81, 82
Young Rasheen	01
Younger, Colin	77
-ZZZ-	
Zajac, Dan	14-15
Zarkowski, John	93
Zech, Jeremiah	98
Zerrad, Kamel	91, 92
Zoeltsch, Richard	92

DELAWARE STATE UNIVERSITY ATHLETICS HALL-OF-FAME (FOOTBALL INDUCTEES)

Name	Inducted
Henry Aldridge	1985
Ernest Anderson	1988
John Barber	1986
John Barber, Jr.	1988
Warren S. Barkley, Sr.	1986
Monroe E. Barrick	1986
Stewart E. Beanum	1985
Joseph Bedford	1985
Donald Blakey	1986
George Bratcher	1988
Walter Broughton	1986
Decasto Brown	2010
Freddie Brunson	1999
John Bundy	1986
Stanley Burris	2013
Dan Candeloro	1998
Earl K. Chism	1986
William "Skip" Clark	2014
Hallie E. Coleman	1985
Steven Coleman	2010
William Coles	1986
Carl J. Collick	1985
Oscar Collick	1986
William Collick (coach)	2010
Joseph Daluz	1986
Desi L. Day	2014
Augustus Davis	1986
William H. DeCoursey	1985
Hurley W. Derrickson, Sr.	1985
Thomas Douglas	2016
William M. Freeman	1985
Peter Gaertner	2015
Bennie George (player/coach)	1985
Lige H. Glover	1986
William H. Godfrey	1988
William E. Goodall	1986
Walter Greene	1986
Donald W. Haman	2014
James C. Hardcastle	1985
Thomas Hargis	1985
Hutchinson Hart, Jr.	1986
William H. Hart	1986
Cornell Harvell	1985
Irvin Heath	1988
Victor Heflin	2010
John W. Henson	1985
Nathan Hill	1986
James Hogsten	1997
Wardell Holt	2014
Terrance Hoover	2011
Robert Hunter	1986
Robert C. Hutchins	1986
Gilbert H. Jackson	1985
Jamaal Jackson	2011
Emmitt B. Jeter	1986
Nate Johnson	1985
Bryant "Gene" Lake	1999
John W. Land	1987
Joe Lane	2010
Al Lavan (coach)	2013
Alphonzo Lawson	1988
George W. Lewis	2014
A. Morgan Little	1988
George W. Matthews	1985
Rahsaan Matthews	2012
Shaheer McBride	2013
Darnerian McCants	2011
Fred McKenzie	1999
Howard McKenzie	1999
Rod Milstead	2003
Norman Moore	1988
Willie B. Moore	2015
Felmon Motley	1985
William Murray	1986
William C. Murray	2014
Robert L. Nixon	2014
Michael D. North	2014

Name	Inducted
John L. Parker	1985
Emmitt F. Pharr	1986
Jerome Pinkett	1997
Charles Poplos	2011
Curtis Powell	1998
Willis E. Powell	1985
Raymond Pratt	1986
Robert Presbury	2015
Maurice Pritchett	1997
Herbet M. Ramsey	1986
Brian Randall	2011
Douglas Randolph	1988
Conrad Riley	1986
Martin P. Roberts	1985
Lybrant Robinson	2011
William Robinson	1985
Edward L. Schenck	1985
Murdock Schofield	1986
Albert M. Scott	1985
Shelton Smith	2016
Calvin Stephens	2012
William R. Stephens	1985
Alphonso Stevenson	1987
Pedro Swann	2013
Thomas Swiggett	1985
John Taylor	1998
Mitchell Thomas	1985
Oliver M. Thompson	1986
William Thompson	1986
Walter Tullis	2011
James Vestal	1987
Ulysses W. Washington (coach)	1987
Robert L. Watson	2014
James Wilkerson	1986
Albert Williams, Jr.	2014
Dwight Williams	2013
Marvin Williams	1986
Carl Wilson	1986
Vashon Winton	2017
Ray Woodard	1986
George Wright	2012
Gordon A. Wright	1987
Richard Wright	1986
Stephen Wright	1999
W. Richard Wynder	1985

Teams
1956 (CIAA co-champs)
1970 (Div. II national defense leaders)
1985 (MEAC champs)
2007 (MEAC Champs /NCAA Tournament)