

DELAWARE STATE 2009 FOOTBALL

GAME NOTES

GAME FOUR

October 10, 2009 vs. Bethune-Cookman

Sports Media Relations: Paul Dodson (Primary Contact); Dennis Jones; Collin Sherwin
Media Relations Office: 302.857.6065; Dodson's Office: 302.857.7365; Dodson's E-mail: pdodson@desu.edu; Dodson's Cell: 813.545.2127
DSU Athletic Media Relations, 1200 N. DuPont Highway, Dover, DE 19901

Delaware State vs Bethune-Cookman



Delaware State: (1-2, 1-1 MEAC) (0-0 Home)
Bethune-Cookman: (0-4, 0-3 MEAC) (0-1 Away)

Date: October 10, 2009

Location: Alumni Stadium (Artificial A-Turf) (7,000) in Dover, Del.

Pressbox Phone: 302.857.7651

Kickoff: 7:00 p.m.

Television: None

Radio: 1290 The Ticket (www.1290theticket.com) and 1410 WDOV (www.wdov.com) (Part of the Delaware State Hornets Radio Network). Scott Klatzkin is in his second season as DSU's play-by-play announcer. Nick Anastos (first season) is the broadcast analyst.

Live Stats: www.DSUHornets.com

Live Streaming: www.DSUHornets.com

Tickets: 302.857.TIXX(8499)

Records: Delaware State enters Saturday's contest with a 1-2, 1-1 MEAC record, following a 21-6 win at Hampton on Saturday, Sept. 26. Bethune-Cookman enters Saturday's game with a 0-4, 0-3 MEAC record, following a 24-13 loss to Morgan State on Saturday, Oct. 3.

National Rankings: Delaware State is receiving votes in this week's Sports Network Top 25. Bethune-Cookman is not represented in any FCS polls this week.

Delaware State Coach Al Lavan: Lavan (Colorado State '68) is 35-24-0 (.593) (30-11 MEAC) in his sixth season with the Hornets, 37-25-0 (.597) overall. Lavan is 4-1 all-time versus the Bethune-Cookman Wildcats.

Bethune-Cookman Coach Alvin Wyatt: Wyatt (Bethune-Cookman, '70) is 85-52 (.620) in his 13th season with the Wildcats. Wyatt is 6-6 all-time versus the Hornets.

Bethune-Cookman Media Contacts:

Mark Johnson
Director of Sports Information
(o) 386.481.2206
johnsonmark@cookman.edu

2009 Delaware State Schedule

Date	Opponent	TV	Time/Result	Series
Sept. 5	*at Florida A&M	--	L, 12-21	FAMU leads, 19-8
	▶ Hornets allow 328 yards on the ground.			
Sept. 19	at Delaware	STN	L, 17-27	UD leads, 2-0
	▶ Both teams end game with 343 yards of total offense.			
Sept. 26	*at Hampton	--	W, 21-6	HAM leads, 22-13
	▶ Greg Ligon intercepts two passes in Hornets' first win of the season.			
Oct. 10	*Bethune-Cookman	--	7:00 p.m.	DSU leads, 19-14
	▶ Hornets have won four-straight versus Wildcats.			
Oct. 17	at Michigan	--	12:00 p.m.	First Meeting
	▶ DSU makes first-ever trip to the Big House.			
Oct. 24	*Morgan State	--	1:00 p.m.	MSU leads, 30-22
	▶ DSU Homecoming.			
Oct. 31	*at South Carolina St.	--	1:30 p.m.	SCSU leads, 23-15
	▶ Last three meetings have been decided by six points or less.			
Nov. 7	at Winston-Salem St.	--	1:00 p.m.	DSU leads, 4-3-1
	▶ Rams pulled out one-point victory at Alumni Stadium in '08.			
Nov. 14	*Norfolk State	--	1:00 p.m.	DSU leads, 13-3
	▶ DSU rallies from 21 points down to beat NSU, 34-28 last year.			
Nov. 21	*Howard	--	1:00 p.m.	DSU leads, 34-30-1
	▶ DSU Senior Day.			

*=MEAC Games

All Home Games Played at Alumni Stadium.

All Times Eastern and Subject to Change.

What's Inside

- ▶▶ Pages 2-4 - A look at the DSU/Bethune-Cookman series
- ▶▶ Page 3 - Hornet Media Availability
- ▶▶ Page 4 - National Rankings
- ▶▶ Page 5 - DSU Quick Facts and Honors
- ▶▶ Page 6 - Hornet Radio Network
- ▶▶ Page 7 - Game-by-Game Starters
- ▶▶ Page 10 - Team Leaders
- ▶▶ Pages 11-12 - Al Lavan's Bio
- ▶▶ Page 13 - MEAC Standings
- ▶▶ Page 14 - Opponents' Schedules
- ▶▶ Page 15-17 - 2009 Recaps
- ▶▶ Page 18 - The Last Times....
- ▶▶ Pages 19-31 - 2009 Statistics
- ▶▶ Page 32 - 2009 Numerical Roster
- ▶▶ Page 33 - 2009 Alphabetical Roster
- ▶▶ Page 34 - Latest Two-Deep
- ▶▶ Page 35 - 2009 Player Bios



Follow DSU on Twitter (twitter.com/DSUAthletics) and Facebook (Facebook/DSU Hornet)



ERICK JONES

Bethune-Cookman (0-4)

Date	Opponent	Time/Result
	<i>All Times Eastern</i>	
Sept. 5	Shaw	L, 6-20
Sept. 12	S.C. State*	L, 3-24
Sept. 26	at Norfolk State*	L, 14-40
Oct. 3	Morgan State*	L, 13-24
Oct. 10	►► Delaware State*	7:00 p.m.
Oct. 17	at Savannah State	5:00 p.m.
Oct. 24	Winston-Salem State	4:00 p.m.
Oct. 31	at at N.C. A&T*	1:30 p.m.
Nov. 7	Hampton*	4:00 p.m.
Nov. 14	at Howard	1:00 p.m.
Nov. 21	vs. Florida A&M*	2:30 p.m.

*-MEAC games

Statistical Comparison

Category	DSU	B-CU
Rushing Offense	116.00 (85)	134.50 (69)
Passing Offense	182.00 (65)	98.75 (114)
Total Offense	298.00 (76)	233.25 (112)
Scoring Offense	16.67 (93)	9.00 (113)
Rushing Defense	226.33 (110)	129.00 (47)
Pass. Efficiency Def.	113.65 (37)	122.68 (61)
Total Defense	406.00 (98)	293.25 (31)
Scoring Defense	18.00 (27)	27.00 (77)
Net Punting	33.82 (62)	35.65 (26)
Punt Returns	6.40 (73)	6.63 (69)
Kickoff Returns	20.09 (61)	18.45 (90)
Turnover Margin	0.67 (35)	-2.75 (117)
Pass Defense	179.67 (44)	164.25 (26)
Pass Efficiency	107.29 (87)	64.09 (118)
Sacks	1.33 (84)	1.75 (T64)
Tackles for Loss	3.33 (117)	7.50 (21)
Sacks Allowed	1.67 (50)	3.25 (106)

All-Time Series Results

Series History:	DSU Leads, 19-14
Last Meeting:	DSU won, 26-20 (Oct. 11, 2008)
First Meeting:	B-CU won, 41-7 (1976)
Lavan vs. B-CU:	4-1
Current DSU Streak:	W4
Last 10:	Series Tied, 5-5
Largest DSU Victory:	45-0 (1987)
Largest B-CU victory:	50-8 (1998)
Longest DSU Win Streak:	6 (1992-1997)
Longest B-CU Win Streak:	5 (2000-2004)

Bethune-Cookman Quick Facts



Location:	Daytona Beach, FL
Founded:	1904
Enrollment:	3,100
Nickname:	Wildcats
Colors:	Maroon and Gold
Stadium:	Larry Kelly Field
Capacity:	10,000
Surface:	Grass
NCAA Affiliation:	NCAA Div. I-FCS
Conference:	MEAC
President:	Dr. Trudie Kibbe Reed
Athletic Director:	Lynn Thompson
Website:	www.B-CUathletics.com

Delaware State Hosts Bethune-Cookman in Home Opener

Delaware State hosts the Bethune-Cookman Wildcats in the 2009 home opener for the Hornets. DSU enters this week's game looking to build off of the team's 21-6 win at Hampton two weeks ago (Sept. 26). A win for the Hornets would extend the team's winning streak over Bethune-Cookman to five games and move DSU to .500 (2-2) for the first time since Oct. 18, 2008 (3-3 following a 42-7 win over North Carolina A&T). Bethune-Cookman has struggled to start the season, dropping each of its first four games this year, including three-straight conference matches. The Wildcats have not won a game at Alumni Stadium since the 2003 season (27-13 win on Oct. 11, 2003). Last season, Delaware State snapped a three-game losing skid by beating Bethune-Cookman, 26-20, during the Wildcats' Homecoming (Oct. 11, 2008).

Delaware State enters Saturday's game with a 1-2 record (1-1 MEAC) following a 21-6 win over the Hampton Pirates at Armstrong Stadium on Sept. 26. The victory was the first of the season for the Hornets and snapped a two-game losing skid to start the season. On the year, DSU is averaging 298.00 yards-per-game in total offense (No. 76 nationally) and are allowing 406.00 yards-per-game in total defense (No. 98 nationally). Despite the low ranking in defense, the Hornets are allowing just 18.00 points-per-game, good for No. 27 in the nation.

DSU is led by quarterback **Anthony Glaud**, who completed 20-of-31 passes for 150 yards and one touchdown. Glaud also rushed for a score versus the Pirates. Glaud has now completed 20-or-more passes in two consecutive games improving his passing efficiency rating to 107.25 (No. 83 in the nation). The Sicklerville, N.J., native has completed 58.3 percent of his passes for 546 yards and two touchdown passes. Glaud has connected with 10 different receivers through the first three games and is averaging 182.00 passing yards-per-game and 201.00 yards of total offense-per-game (No. 52 in the nation and No. 3 in the MEAC).

Transfer running back **Tahree McQueen** is coming off his first-career 100-yard rushing contest, notching 102 yards on 21 carries at Hampton. McQueen also caught three passes for 25 yards for 127 all-purpose yards versus the Pirates. For his performance, McQueen earned MEAC Rookie of the Week honors (Sept. 28).

Sophomore **Darius Jackson** leads a DSU receiving corps which has caught 60 passes for 546 yards and two touchdowns and is averaging 9.1 yards-per-catch. Jackson comes into tonight's game as the team's leading receiver with 17 catches for 184 yards, ranking No 32 in receptions-per-game (5.67) and No. 72 in receiving yards-per-game (61.33), nationally. **Larrone Moore** has caught 12 passes for 113 yards and **Erick Jones** has registered 10 receptions for 68 yards. Jackson has caught a pass in five-straight games while Moore has grabbed a pass in six-straight contests. Jones has tallied at least two catches in seven-straight. DSU has three of the conference's top receivers in Jackson (No. 1), Moore (No. 7) and Jones (No. 9). Seniors **Zach Charles** (30 yds.) and **Calvin Toliver** (4 yds.) have recorded the team's two touchdown receptions.

On the defensive side of the ball, the Hornets are led by linebacker **Mike Gable**, who has recorded 24 tackles (12 solo), including a sack this season. Gable has led the team in tackling in each of the team's first three games. Gable is averaging 8.00 tackles per-game and is tied for No. 3 in the MEAC. Defensive back **Avery Grant** is second on the team with 19 total tackles (10 solo). The 6-foot-0 Grant has tallied two tackles for loss, including a sack in 2009. Cornerback **Greg Ligon** leads the team in interceptions after picking off two passes versus the Pirates two weeks ago. The interceptions were the first two of Ligon's career. Ligon is currently tied for No. 20 in the nation in interceptions-per-game (0.67).

Punter **Nick Lochner** earned MEAC Special Teams Player of the Week honors last week (Sept. 28) after recording six punts for 264 yards versus the Pirates on Saturday, Sept. 26, pinning Hampton deep in its own territory each time. On the day, Lochner recorded two punts of 50 yards-or-more, including a season-best 60-yard punt. Two of his punts were fair caught and three were inside the 20-yard line as Hampton returned three punts for a total of six yards. Lochner ranks No. 53 in the nation in punting (38.71 yards-per-punt).

All-Time Game-by-Game

Bethune-Cookman (19-14, 19-14 MEAC)

H: 12-4; A: 7-9; N: 0-1

Year	W/L	Score	Site
1976**	L	7-41	H
1977**	W	10-6	H
1978**	L	7-17	A
1979**	W	17-15	H
1980**	L	20-37	A
1981**	L	0-8	H
1982**	L	24-27	A
1983**	W	23-16	H
1984**	L	38-41	A
1985**	W	51-7	H
1986**	W	34-17	A
1987**	W	45-0	H
1988**	L	9-10	A
1989**	W	28-14	H
1990**	W	56-42	A
1991**	L	20-28	H
1992**	W	34-17	A
1993**	W	55-26	H
1994**	W	31-13	A
1995**	W	30-20	H
1996**	W	34-12	A
1997**	W	35-14	H
1998**	L	8-50	A
1999**	W	43-29	H
2000**	L	20-41	A
2001**	L	24-49	1
2002**	L	7-49	A
2003**	L	13-27	H
2004**	L	16-45	A
2005**	W	17-0	H
2006**	W	33-21	A
2007**	W	24-10	H
2008**	W	26-20	A

Largest DSU Victory: 45-0 (1987)

Largest Bethune-Cookman victory: 50-8 (1998)

Longest DSU Win Streak: 6 (1992-1997)

Longest Bethune-Cookman Win Streak: 5 (2000-2004)

1 - Veterans Stadium, Philadelphia, PA

Hornet Media Availability

Note: Schedule subject to change. Please contact Paul Dodson (302.857.7365) for any changes.

Monday

- ▶ Day off
- ▶ Game notes available on DSUHornets.com

Tuesday

- ▶ 10:00 a.m. - MEAC Weekly Teleconference. Al Lavan available at 10:33 a.m.

10:00 a.m.	MEAC Notes
10:03 a.m.	Donald Hill-Eley (Morgan St.)
10:13 a.m.	Alonzo Lee (N.C. A&T)
10:23 a.m.	Carey Bailey (Howard)
10:33 a.m.	Al Lavan (DSU)
10:43 a.m.	Buddy Pough (S.C. St.)
10:53 a.m.	Don Rose (Hampton)
11:03 a.m.	Pete Adrian (Norfolk St.)
11:13 a.m.	Alvin Wyatt (B-CU)
11:23 a.m.	Joe Taylor (FAMU)
11:33 a.m.	Kermit Blount (WSSU)

- ▶ 12:00 p.m. - Weekly Press Luncheon at Frazier's Restaurant, 9 Lockerman St., Dover, DE 19901. Coach Lavan and selected players will be available. Quotes will be made available on www.DSUHornets.com.

- ▶ Al Lavan and players will be available following practice (approximately 5:30 p.m.)

Wednesday

- ▶ Al Lavan and players will be available following practice (approximately 5:30 p.m.)

Thursday

- ▶ Al Lavan and players will be available following practice (approximately 5:30 p.m.)

Gameday

- ▶ Live statistics (Gamewatcher) available on www.DSUHornets.com (during DSU home games).
- ▶ Al Lavan and requested players available for postgame interviews in DSU Strength and Conditioning Center

DSU Athletic Media Relations

Football Contact: Paul Dodson
(O) 302.857.7365 (C) 813.545.2127
E-mail: pdodson@desu.edu
Secondary contact: Dennis Jones
(O) 302.857.6068 (C) 320.270.6088
E-mail: djones@desu.edu
Alt. contact: Collin Sherwin
(O) 302.857.6239
E-mail: TBA

Game Notables

- ▶ Saturday will mark the 34th meeting between DSU and B-CU.
- ▶ DSU is looking to win the team's second-straight game.
- ▶ **Head Coach Al Lavan** holds a 4-1 record all-time versus the Wildcats.
- ▶ The Hornets are looking to move their record to .500 for the first time since Oct. 18, 2008 (2-2).
- ▶ Saturday marks Coach Lavan's 60th game as DSU head coach.
- ▶ Saturday will be Coach Lavan's 28th-career home game (18-9).
- ▶ Saturday marks Coach Lavan's 19th-career conference home game (14-4).
- ▶ The Hornets enter Saturday's game having scored points in 56-straight games (dating back to Oct. 2, 2004).
- ▶ The Hornets enter Saturday's game having scored points in 78-straight MEAC games (dating back to Sept. 11, 1999).
- ▶ DSU is 2-2 on date of Oct. 10 (dating back to 1969)
- ▶ DSU looks to win its fifth-straight home opener.

A Quick Look at Bethune-Cookman



Bethune-Cookman enters Saturday's game still looking for its first win of the season. Bethune-Cookman dropped a 24-13 contest to Morgan State last week for its third home loss of the season. The

Wildcats have lost five-straight (dating back to the end of last season) and are in the bottom portion of the NCAA rankings in Passing Offense (No. 114), Total Offense (No. 112), Scoring Offense (No. 113), Turnover Margin (No. 117), Passing Efficiency (No. 118). The Wildcats are a run-heavy team as their system the "Wyattbone Offense" which mixes several variations of option attacks. B-CU averages 134.50 yards-per-game on the ground (No. 69 in the nation) and 98.75 yards-per-game through the air. The Wildcats are allowing 27.0 points-per-game – last in the MEAC.

Quarterback **Maurice Francois** is the team leader in both passing and rushing. Francois has recorded 229 passing yards, completing 21-of-47 with no touchdowns and four interceptions. On the ground Francois has tallied 147 yards on 60 carries with one touchdown.

Francois' favorite target is **JeVaughn Reams**, who has registered 15 catches for 172 yards. Reams is averaging 43.0 yards-per-game and 11.5 yards-per-reception.

Reggie Sandilands is the Wildcats leading tackler with 32 on the year (18 solo). Sandilands has registered seven tackles for loss and has recorded two quarterback hurries. **Ryan Lewis** is second on the team in tackles (30 totals, 18 solo) and leads B-CU with two interceptions. Lewis has notched 4.5 tackles for loss, including one sack.

The Last Meeting (Oct. 11, 2008)

Quarterback Vashon Winton rushed for two touchdowns and threw another to help the Hornets break their three-game losing streak with a 26-20 road win over Bethune-Cookman. With the victory the Hornets improve to 2-3 (2-1 in MEAC) on the season. The Hornets took a 3-0 lead on a 28-yard field goal by Riley Flickinger with 11:53 left in the first quarter. The field goal, Flickinger's third of the season, capped off a 2:58 drive which covered 46 yards on six plays.

A Delaware State special teams miscue gave Bethune-Cookman the lead later in the first quarter. A bad snap to DSU punter Nick Lochner was recovered in the endzone by the Wildcats' Ryan Davis to give BCU a 7-3 lead with 8:10 left in the opening quarter. DSU regained the lead on Winton's seventh rushing touchdown of the season on a 10-yard run with 5:07 left in the first quarter. The score tied Winton's career-best for rushing touchdowns in a season. Bethune-

Last Meeting: DSU 26, B-CU 20

Score by Quarters

	1	2	3	4	F
Delaware State	10	16	0	0	26
Bethune-Cookman	10	3	0	7	20

Attendance: 9,136

Time: 3:02

First Quarter

11:53 - DSU - FLICKINGER,Riley 27 yd field goal, 6-46, 2:58, (DSU 3, BCU 0)
8:10 - BCU - DAVIS,Ryan 0 yd fumble recovery (McCUTCHEON,MATT kick), (DSU 3, BCU 7)
5:07 - DSU - WINTON,Vashon 10 yd run (FLICKINGER,Riley kick), 8-70, 2:56, (DSU 10, BCU 7)
0:49 - BCU - McCUTCHEON,MATT 31 yd field goal, 7-67, 4:18, (DSU 10, BCU 10)

Second Quarter

12:51 - DSU - FLICKINGER,Riley 20 yd field goal, 8-48 2:51, (DSU 13, BCU 10)
9:31 - DSU - WINTON,Vashon 10 yd run (GLAUD,Anthony rush failed), 3-91, 1:19, (DSU 19, BCU 10)
0:52 - DSU - JONES,Erick 17 yd pass from WINTON,Vashon (FLICKINGER,Riley kick), 11-61, 4:42, (DSU 26, BCU 10)
0:00 - BCU - McCUTCHEON,MATT 25 yd field goal, 6-50, 0:46, (DSU 26, BCU 13)

Third Quarter

None

Fourth Quarter

2:42 - BCU - POPE,Jeff 43 yd pass from JOHNSON,Matthew (McCUTCHEON,MATT kick), 3-86, 0:48, (DSU 26, BCU 20)

Team Statistics

	DSU	B-CU
FIRST DOWNS	17	16
RUSHES-YARDS (NET)	36-234	39-141
PASSING YDS (NET)	147	206
Passes Att-Comp-Int	21-8-1	20-12-1
TOTAL OFFENSE PLAYS-YARDS	57-381	59-347
Fumble Returns-Yards	0-0	0-0
Punt Returns-Yards	3-95	0-0
Kickoff Returns-Yards	3-81	4-106
Interception Returns-Yards	1-15	1-4
Punts (Number-Avg)	3-38.7	5-40.6
Fumbles-Lost	1-1	0-0
Penalties-Yards	10-135	9-63
Possession Time	27:12	32:48
Third-Down Conversions	3 of 9	3 of 12
Fourth-Down Conversions	0 of 1	1 of 2
Red-Zone Scores-Chances	5-5	2-3
Sacks By: Number-Yards	1-9	1-0

The National Polls (Week Five)

Sports Network		Coaches	
1	Richmond	1	Richmond
2	Villanova	2	Villanova
3	Northern Iowa	3	Montana
4	Montana	4	Northern Iowa
5	New Hampshire	5	New Hampshire
6	Southern Illinois	6	Southern Illinois
7	McNeese State	7	McNeese State
8	William & Mary	8	William & Mary
9	Appalachian State	9	Central Arkansas
10	Elon	10	Appalachian State
11	Central Arkansas	11	Elon
12	Massachusetts	12	James Madison
13	James Madison	13	Massachusetts
14	Eastern Washington	14	Cal Poly
15	Cal Poly	15	Eastern Washington
16	Eastern Kentucky	16	South Carolina St.
17	South Carolina St.	17	Eastern Kentucky
18	Jacksonville State	18	Jacksonville State
19	Holy Cross	19	South Dakota State
20	South Dakota State	20	Holy Cross
21	Weber State	21	Weber State
22	Florida A&M	22	Florida A&M
23	Colgate	23	Montana State
24	Montana State	24	Colgate
25	Eastern Illinois		

Receiving Votes

Liberty 199, Stephen F. Austin 159, Harvard 111, Prairie View A&M 101, Hofstra 98, **Delaware 79**, Texas State 79, Northern Arizona 59, Furman 54, Samford 39, Alabama A&M 31, Gardner-Webb 24, Northwestern State 23, Chattanooga 22, Lehigh 22, Monmouth 21, Butler 20, Wofford 17, Lafayette 16, Sam Houston State 16, Albany 14, Georgia Southern 14, Missouri State 14, Grambling 12, Youngstown State 12, Howard 8, Jacksonville 7, Brown 6, **Morgan State 6**, Illinois State 5, UC Davis 5, Southern Utah 4, Central Connecticut State 3, **Delaware State 3**, Drake 3, **North Carolina A&T 2**, Southern 2, Columbia 1, Dayton 1, Tennessee Tech 1, The Citadel 1, North Dakota 1.

DSU opponents in **Bold**

Hornet Captains

Offense

Anthony Glaud (Quarterback)
Nick Richmond (Center)

Defense

Mike Gable (Linebacker)
Jerome Strums (Defensive Back)

Cookman tied the contest at 10-all with 0:45 left in the first quarter on a 31-yard field goal by Matt McCutcheon. The Wildcats moved 67 yards on seven plays in 4:18 to tie the ball game.

Early in the second quarter Flickinger converted his second field goal of the game, booting a 20-yarder with 12:51 left in the half. The field goal gave DSU a 13-10 lead and kicked off a stretch of 16-straight points for the Hornets. Delaware State stretched its lead to 19-10 when Winton scored his second rushing touchdown of the game from 10-yards out with 9:31 left in the first half.

The Hornets could not convert the extra point due to a bad snap. The three-play, 91-yard drive was highlighted by a career-best 78-yard run by Chris Strother, who rushed for 95 yards in the first half. The Hornets found the end zone once again on a 17-yard reception by Erick Jones with 0:52 left on the second quarter clock. The touchdown was the first of Jones' career and extended DSU's lead to 26-10. The scoring pass was Winton's third of the season and 33rd of his career.

The Hornets ate up 4:42 on the clock on the 11-play, 61-yard drive. Bethune-Cookman cut into Delaware State's lead on a 25-yard field goal by McCutcheon with no time on the clock as DSU went into halftime with a 26-

13 lead. The Hornets out-gained the Wildcats 291-to-144 during the first half, out-rushing B-CU 158-to-62. In the fourth quarter, DSU DB Brandon Hudson acrobatically intercepted B-CU QB McKinson Souverain's pass at the goal line, abruptly ending B-CU's drive to cut into the Hornets' lead. The interception was Hudson's second of the season and his career. Bethune-Cookman would get the ball back with about four minutes to go in the game.

Two passes from quarterback Matthew Johnson to wide receiver Jeff Pope, including a 43-yard touchdown, pulled the Wildcats to within 26-20. Bethune-Cookman would try an onside kick after the touchdown, but DSU running back Kareem Jones recovered the ball. Winton guided the offense for one last first down with a little over a minute left to seal the victory. The redshirt senior finished with 147 yards through the air to move into 18th place all-time on the MEAC career passing list. (4,904) He also finished with a career-high 102 rushing yards. Strother finished with his second 100-yard rushing effort of the season (and career) as he carried the ball 11 times for 110 yards, adding to the Hornets' season-high total of 234 yards.

Delaware State - Bethune-Cookman Series History

- ▶ Saturday's contest will mark the 34th meeting all-time between Delaware State and Bethune-Cookman.
- ▶ DSU leads the series history, 19-14.
- ▶ DSU has won four-straight over B-CU.
- ▶ Over the last 10 games, the series is tied, 5-5
- ▶ The Hornets are 12-4 all-time versus the Wildcats in Dover
- ▶ DSU has scored in 27-straight games versus Bethune-Cookman while the Pirates have scored in three-consecutive contests.
- ▶ The longest winning streak in this series is six-straight held by Delaware State (1992-1997).

A Delaware State Win Would...

- ▶ Give the Hornets their 20th win over the Wildcats.
- ▶ Give **Head Coach Al Lavan** his 36th-career win at Delaware State.
- ▶ Give Coach Lavan his 19th home victory as DSU head coach.
- ▶ Improve DSU's 2009 record to 2-2.
- ▶ Improve DSU's 2009 MEAC record to 2-1.
- ▶ Give the DSU football program its 331st victory all-time.
- ▶ Improve quarterback **Anthony Glaud's** record as a starter to 2-2.
- ▶ Give DSU its fifth-straight win over B-CU.
- ▶ Improve Coach Lavan's record in home openers to 5-1.
- ▶ Improve DSU's record in home openers to 26-15 (dating back to 1969)

Sheridan Broadcast Poll

(Week 3)

School	Points	Record
1. South Carolina State	281	3-1
2. Florida A&M	273	4-0
3. Prairie View A&M	224	2-1
4. Alabama A&M	195	4-1
5. Albany State	146	5-0
6. Shaw	127	5-1
7. Grambling State	84	2-3
8. Southern	57	3-2
9. Norfolk State	53	2-2
10. Morgan State	44	3-1

Receiving Votes: **North Carolina A&T 28**, Tuskegee 25, **Hampton 14**, Bowie State 10, Virginia State 7.

DSU opponents in **Bold**

2009 Week-By-Week Rankings

Week	Record	TSN	Coaches	SBN
Preseason	(0-0, 0-0 MEAC)	rv	--	--
Week 1	(0-1, 0-1 MEAC)	--	--	--
Week 2	(0-1, 0-1 MEAC)	--	--	--
Week 3	(0-2, 0-1 MEAC)	--	--	--
Week 4	(1-2, 1-1 MEAC)	rv	--	--

2009 Honors

Francis Adjei - r-Jr., CB

Third Team Preseason All-American (CDS)

Nick Lochner - Sr., P

MEAC Special Teams Player of the Week (Sept. 28)

Mike Maloney - Sr., OL

Preseason All-MEAC (Second Team)
Second Team Preseason All-MEAC (Phil Steele)

Tahree McQueen - r-So., RB

MEAC Rookie of the Week (Sept. 28)

Nick Richmond - r-SR., OL

Second Team Preseason All-MEAC (Phil Steele)
All State/AFCA Good Works Team Nominee
NFF Williams V. Campbell Trophy Semifinalist

DSU Quick Facts

General Information

Location Dover, Del. 19901
Founded 1891
Enrollment 3,534
Acting President Dr. Claibourne Smith
Director of Athletics Derek Carter
Faculty Representative Dr. Jan Blade
Nickname Hornets
Colors Columbia Blue & Red
National Affiliation NCAA Div. I FCS
Conference Mid-Eastern Athletic Conference
Stadium Alumni Stadium
Capacity 7,000
Surface Artificial A-Turf
Press Box Phone (302) 857-7651

History

First Year of Football 1912
All-Time Record 330-358-11
All-Time MEAC Record 116-123-1
Conference Titles Six ('85, '87, '88, '89, '91, '07)
All-Time Playoff Record 0-1

Coaching Staff

Head Coach Al Lavan
Alma Mater Colorado State/1968
Record at DSU 34-24 (.586)/six seasons
MEAC Record 30-11 (.732)
Career Record 37-25 (.597)
..... (2-1 as interim head coach at Eastern Michigan, 2003)
Football Office Phone (302) 857-7447
Football Office Fax (302) 857-7555
Assistant Coaches
..... Rayford Petty Defensive Coordinator
..... Doug Sams Offensive Coordinator
..... Renato Diaz Running Backs
..... Ed Sanders Safeties
..... Curtis Thomas Wide Receivers
..... Bobby Jones Defensive Line
..... Bernd Gottschalk Special Teams
..... Adam Shorter Offensive Line
..... Ronald Bolton Cornerbacks
..... Mike Gallagher Tight Ends
..... Blake Saunders Video Coordinator
Equipment Manager Mark Springs
Sports Medicine Bill Yanowsky
Administrative Assistant Edna Piper

Team Information


2008 Overall Record 5-6 (2-4 home, 3-2 away)
2008 MEAC Record 5-3 (2-2 home, 3-1 away)
Conference Finish T-2nd
Final National Rankings N/A
Offense Multiple
Defense 4-3

Inside the Numbers

- ▶ The 2009 Delaware State roster consists of 30 freshmen and 15 sophomores and only 38 juniors and seniors.
- ▶ DSU's opponents have a combined record of 23-20.
- ▶ Five DSU opponents are listed in this week's FCS National Polls.
- ▶ The most people to see Delaware State play in a single season is 111,096. To date this season, 42,426 fans have been to a DSU game.
- ▶ Delaware State has not been shut out in 56-straight games.
- ▶ Delaware State is 9-12 in the month of September under **Al Lavan**.
- ▶ Two DSU receivers are listed at 6-foot-3 or taller. Freshman **Justin Brewton** is 6-foot-4 and senior **Erick Jones** is 6-foot-3.
- ▶ The tallest player on the DSU roster is sophomore offensive lineman **Nail Muradymov** (6-foot-7)
- ▶ The shortest players on the DSU roster are **Nafis Pickett**, **James Rosseau** and **Travis Tarpley** (5-foot-7).
- ▶ The heaviest player on the DSU roster is senior offensive lineman **Mike Maloney** (325 lbs).
- ▶ 19 newcomers (players who prior to this season have not taken the field in a DSU uniform) are listed on this week's depth chart.
- ▶ DSU is 25-15 in home openers (dating back to 1969).

McQueen and Lochner Earn MEAC Player of the Week Honors

Running back **Tahree McQueen** has been named the Mid-Eastern Athletic Conference (MEAC) Rookie of the Week, while punter **Nick Lochner** earned the league's Special Teams Player of the Week honor for the week ending Sept. 27.



McQueen recorded his first-career 100-yard rushing performance during DSU's 21-6 win at Hampton on Sept. 26. The Paterson, N.J., native carried the ball a career-high 21 times for 102 yards for an average of 4.9 yards-per-game. McQueen also registered a career-best 18-yard rush versus the Pirates in just his third appearance with the Hornets. The 5-foot-10 running back also caught three passes for 25 yards. Both totals were a career-best. On the day, McQueen recorded 127 all-purpose yards.

This is McQueen's first player of the week honor.

Lochner recorded six punts for 264 yards versus the Pirates, pinning Hampton deep in its own territory each time. On the day, Lochner recorded two punts of 50 yards-or-more, including a season-best 60-yard punt. Two of his punts were fair caught and three were inside the 20-yard line as Hampton returned three punts for a total of six yards. Lochner ranks No. 47 in the nation in punting (38.7 yards-per-punt). Lochner also registered eight yards on the ground. On fourth-&-eight, Lochner took a botched snap and rushed for a first down, keeping DSU's drive going to start the second quarter. The drive resulted in the Hornets' first touchdown of the game.



The honor marks the first of the season for Lochner and the second of his career.

Home Openers

The Hornets enter this week's game looking improve their record in home openers to 26-15 (dating back to 1969). DSU has won 25 home openers, including four-straight. Head Coach Al Lavan is 4-1 in home opening games, dropping his debut, 51-0, to Massachusetts on Sept. 4, 2004.

This week's home opener also marks the latest start at home since the 1992 season. The Hornets hosted Towson on Oct. 10, 1992 in the team's home opener. DSU won, 27-13. Since the 1969 season, Delaware State has hosted its first home game in the month of October seven times (5-2).

The latest start to a DSU home slate took place during the 1972 season. That year Delaware State's first home game was on Oct. 14 - which in fact was the school's homecoming game versus North Carolina Central (W, 14-10).

Under the Lights

Since lights were installed at Alumni Stadium (winter of 2005), Delaware State has hosted seven games at night. The Hornets hold a 5-2 record under the lights in Dover. Last season, Delaware State split its two night games, defeating Florida A&M in overtime, 35-28 (Sept. 4), and falling to Central Connecticut State, 28-10 (Sept. 27).

The Hornets have hosted Bethune-Cookman at night, downing the Wildcats, 24-10, on Oct. 4, 2007 in front of a nationally televised audience (ESPNU).

Hornet Radio Network

Delaware State football games can be heard throughout the state of Delaware on the Hornet Radio Network, anchored by 1290 The Ticket (WWTX) - the state's only all-sports station. The games are also broadcast on 1410 WDOV. Scott Klatzkin and Nick Anastos will call the action this season.

Below is a game-by-game listing:

Date	Stations
Sept. 5 at Florida A&M	1450 WILM
Sept. 19 at Delaware	1290 The Ticket & 1410 WDOV
Sept. 26 at Hampton	1290 The Ticket & 1410 WDOV
Oct. 10 vs. B-CU	1290 The Ticket & 1410 WDOV
Oct. 17 at Michigan	1290 The Ticket
Oct. 24 vs. Morgan State	1290 The Ticket & 1410 WDOV
Oct. 31 at S.C. State	1290 The Ticket & 1410 WDOV
Nov. 7 at WSSU	1290 The Ticket
Nov. 14 vs. Norfolk State	1290 The Ticket & 1410 WDOV
Nov. 21 vs. Howard	1290 The Ticket & 1410 WDOV

The Hornet Radio Network Pregame show begins 30 minutes prior to kickoff and will feature an in-depth look at the game with analysis by Klatzkin and Anastos.



The 3rd Quarter has Not Been Kind

The Hornets enter Saturday's game, scoring 50 points for an average of 16.7 points-per-game. Of the 50 points none have been scored during the third quarter. DSU's most-productive quarter has been the fourth (27 points).

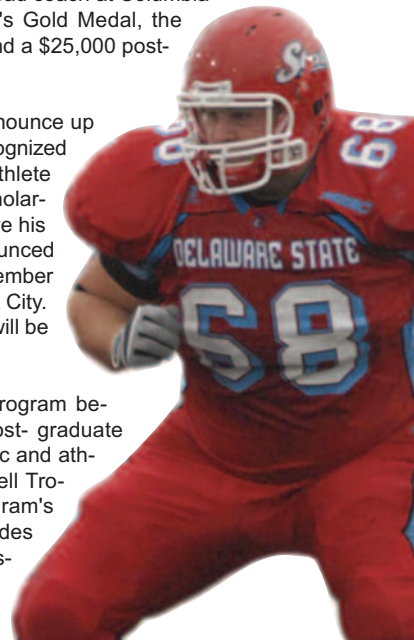
Richmond Named Semifinalist for the 2009 William V. Campbell Trophy

Senior offensive lineman **Nick Richmond** has been selected as one of 154 semifinalists for the 2009 William V. Campbell Trophy (formerly known as the Draddy Trophy), endowed by HealthSouth, and the candidates for the 2009 NFF National Scholar-Athlete Awards as announced by the National Football Foundation (NFF) this past Thursday (Oct. 1).

Nominated by their schools, which are limited to one nominee each, semifinalists must be a senior or graduate student in their final year of eligibility, have a GPA of at least 3.2 on a 4.0 scale, have outstanding football ability as a first team player or significant contributor, and have demonstrated strong leadership and citizenship. Renamed this fall in honor of Bill Campbell, the chairman of Intuit, former player and head coach at Columbia University and the 2004 recipient of the NFF's Gold Medal, the award comes with a 25-pound bronze trophy and a \$25,000 post-graduate scholarship.

The NFF Awards Committee will select and announce up to 15 finalists on Oct. 29. Each finalist will be recognized as part of the 2009 NFF National Scholar-Athlete Class, receiving an \$18,000 post-graduate scholarship. The Campbell Trophy winner, who will have his scholarship increased to \$25,000, will be announced live at the NFF's Annual Awards Dinner on December 8 at the prestigious Waldorf-Astoria in New York City. A total distribution of \$277,000 in scholarships will be awarded that evening.

Launched in 1959, the NFF scholar-athlete program became the first initiative in history to award post-graduate scholarships based on both a player's academic and athletic accomplishments. The William V. Campbell Trophy, first awarded in 1990, adds to the program's mystique, having previously honored two Rhodes Scholars, a Rhodes Scholar finalist and a Heisman winner. The University of California's Alex Mack, a first-round draft pick of the Cleveland Browns, was named the 2008 Campbell Trophy recipient.



On This Date

Dating back to the 1969 season, Delaware State has played in four games on Oct. 10. In those contests the Hornets have registered a 2-2 record. The last time DSU played on Oct. 10, the Hornets fell to Bethune-Cookman, 50-8, in Daytona Beach, Fla., during the 1998 season. Below is a listing of DSU's Oct. 10 games.

- 1998 - L, 50-8 at Bethune-Cookman (Daytona Beach, Fla.)
- 1992 - W, 27-13 vs. Towson (Dover, Del.)
- 1981 - L, 31-27 vs. Howard (Dover, Del.)
- 1970 - W, 20-0 at Howard (Washington, D.C.)

100-Yard Rushers

On Saturday, Sept. 26, **Tahree McQueen** became the 175th running back at DSU (since 1970) to rush for 100 yards, following a 102-yard performance versus Hampton. McQueen broke the century mark on 21 carries for his first-career 100-yard game.

The last DSU rusher to break the 100-yard barrier was Kareem Jones, who ran for 230 yards on 35 attempts versus the Winston-Salem Rams on Nov. 8, 2008. DSU's record for most rushing yards in a game is held by Gene Lake, who registered 336 yards on 33 carries versus Liberty on Nov. 10, 1984.

Consecutive Streaks

A number of DSU Hornets enter this Saturday's game riding consecutive streaks. **Mike Gable** comes into this week's game recording a tackle in 19-straight games. **Francis Adjei** and **Avery Grant** have each had at least one tackle in 14-straight games. Defensive tackle **Andre Carol** has had a tackle in 13-consecutive games.

On the offensive side of the ball, **Larrone Moore** has had a reception in six-straight games,

Game-By-Game Starters

Opponent	WR	LT	LG	C	RG	RT	TE	WR	WR	RB	QB
Florida A&M	Moore	Muradymov	Kemp	Richmond	Hicks	Maloney	Toliver	Jackson	Charles	Randall	Glaud
Delaware	Moore	Muradymov	Kemp	Richmond	Hicks	Maloney	Toliver	Jackson	Charles	Randall	Glaud
Hampton	Moore	Muradymov	Kemp	Richmond	Hicks	Maloney	Toliver	Jackson	Charles	Randall	Glaud

Opponent	LE	LT	RT	RE	SAM	MIKE	WILL	LCB	SS	FS	RCB
Florida A&M	Dunn	Haywood	Caroll	Mendes	Harris	Sewell	Gable	Adjei	Grant	Strums	Ligon
Delaware	Dunn	Hurst	Caroll	Mendes	Harris	Sutton	Gable	Adjei	Grant	Strums	Ligon
Hampton	Dunn	Hurst	Caroll	Mendes	Harris	Sewell	Gable	Adjei	Grant	Strums	Ligon

Miscellaneous Game-By-Game

Opponent	Captains	Coin Toss	Result	First Possession	Game Time	Game Length	Jerseys	Pants	Final
Florida A&M	Richmond, Glaud, Strums, Gable, Lochner	Won	Deferred	Punt	6:00	2:50	Gray	Gray	L, 12-21
Delaware	Richmond, Glaud, Strums, Gable, Conley	Loss	Received	Punt	12:00	3:08	White	White	L, 17-27
Hampton	Richmond, Glaud, Strums, Gable, Conley	Loss	Kicked	Punt	6:00	2:45	White	White	W, 21-6

while **Darius Jackson** has caught a pass in five-straight.

Wide receiver **Erick Jones** has caught two-or-more passes in seven-straight games.

56 and Counting

The Delaware State Hornets scored 21 points versus the Hampton Pirates to extend the teams' consecutive games scored streak to 56. The Hornets have not been shut out since a 49-0 loss to Southern Illinois on Sept. 25, 2004.

Strums Makes His Mark Versus Blue Hens

Redshirt senior **Jerome Strums** etched in the DSU record books with a 71-yard interception return for a touchdown on Saturday, Sept. 19 at Delaware Stadium. The interception was his first of the season and the first-ever return for a touchdown by the Windsor, Conn., native. It also became the fifth-longest interception return in Delaware State history. It also marked only the fifth time in DSU history a player return an interception for 70 yards-or-more.

The pick was the first interception for a touchdown by the Hornets since **Akeem Green** scored on an 86-yard interception versus N.C. A&T on Oct. 13, 2007.

LONGEST INTERCEPTION RETURN

92	Joe Burton	Bowie State	10/13/84
88	Bill Alston	Liberty Baptist	11/20/82
86	Akeem Green	N.C. A&T	10/13/07
75	Tom Kelly	Central St.	11/14/81
71	Jerome Strums	Delaware	9/19/09
65	Walter Tullis	William Paterson	9/13/75
64	Eric Wainwright	Akron	10/17/87
62	Eric Wainwright	Bethune-Cookman	10/7/89
58	Josh Pope	Bethune-Cookman	10/7/06
52	Jasper Owens	Bethune-Cookman	10/6/01

More Additions to the Record Book at Delaware

During DSU's 27-17 loss at Delaware (Sept. 19), two Hornets were added the school's record books while one moved up in the rankings.

Jerome Strums picked off a Pat Devlin pass for 71 yards (fifth-longest in school history). Quarterback **Anthony Glaud** completed 23 passes (fifth-most completions in a single game - tied with Vashon Winton who had 23 versus S.C. State on Nov. 1, 2008).

Placekicker **Riley Flickinger** made his 11th-career field goal, moving the Gresham, Ore., native into a No. 5 tie with Everett Morgan (1982-84) for most field goals in a career.

"Flick" in the DSU Record Books

Senior place kicker **Riley Flickinger** registered 10 field goals during the 2008 season, putting the Gresham, Ore., native on the single-season records list at DSU (No. 5 all-time).

FIELD GOALS – career

43	Peter Gaertner	2004-07
40	Dave Parkinson	1985-88
28	Jon Jensen	1991-94
14	Matthew Stehman	1989-90
11	Riley Flickinger	2007-09
11	Everett Morgan	1982-84
10	Aaron Quinn	1998-00
10	Andrew Johnson	1977

This season he is 1-for-4 in field goal attempts, putting his career total at 11. He is currently tied with Everett Morgan for No. 5 on the all-time DSU list.

Lavan Suffers First-Ever Loss to Rattlers


Delaware State's season-opening loss to the Florida A&M Rattlers was the first-ever for Head Coach **Al Lavan**. In his sixth season with the Hornets, Lavan entered the 2009 season with a perfect 4-0 record versus the team from Tallahassee. In the first four meetings with the Rattlers, Lavan's squads averaged 25.0 points-per-game with an average margin of victory of eight points. This year's contest marked the first time a Lavan-coached team had not scored 20-or-more points versus FAMU (12). The loss also snapped DSU's longest winning streak versus FAMU (4).

Double-Digit Tackles

Through the team's first two games, one Hornet has recorded 10-or-more tackles in a single contest. Linebacker **Mike Gable** notched a career-high 11 tackles versus the Florida A&M Rattlers (Sept. 5). For his career, Gable has amassed 72 tackles. The school record for tackles in a single game is 23 held by **Craig Parsley** (vs. Howard on Nov. 18, 1989). Parsley finished his DSU career with 233 tackles (No. 8 all-time at DSU).

10-or-more-Tackles

Mike Gable (11 at Florida A&M)



Career Stats Versus Bethune-Cookman

Rushing	Att.	Yds.	Avg.	TD	Avg./G	Long
E. Jones	1	0	0.0	0	0.0	0
Moore	1	-1	-1.0	0	-0.5	0
Lochner	1	-25	-25.0	0	-25.0	0

Receiving	Rec.	Yds.	Avg.	TD	Avg./G	Long
E. Jones	2	38	19.0	1	38.0	21
Jackson	1	42	42.0	0	42.0	42

Defense	Tackles	FF	FR	INT	Sacks
Grant	6	0	0	0	0
Caroll	6	0	0	0	0
Adjei	5	0	0	0	0
Strums	4	0	0	0	0
Mendes	4	0	0	0	0.5
Dunn	4	0	0	0	0
Hurst	4	1	0	0	0
Sewell	3	0	0	0	0
Conley	2	0	0	0	0
Gable	1	0	0	0	0
Moore	1	0	0	0	0

Punting	No.	Yds.	Avg.	Long	In20	TB
Lochner	3	116	38.7	47	2	0

FGs	XP-A	FG-A	1-19	20-29	30-39	40-49	50+	Lg	BLK
Flickinger	2-2	2-2	0-0	2-2	0-0	0-0	0-0	27	0

Captains Named

On the final day of this year's preseason camp the Delaware State Hornets voted for their 2009 captains. Quarterback **Anthony Glaud** and center **Nick Richmond** are this year's offensive captains. Defensive captains are linebacker **Mike Gable** and defensive back **Jerome Strums**.

Nick Richmond Nominated for Allstate/ACFA Good Works Team®

Center **Nick Richmond** has been nominated for the Allstate / AFCA Good Works Team® as announced on July 23. A total of 106 nominations submitted by sports information directors across the country on behalf of their teams surpasses all previous single-season nominee totals in the 18-year history of the award. The 2009 class of nominees represents 41 states, including Washington, D.C., and 45 college athletic conferences.



A hard-working and committed group of college football players will take the field this fall knowing that the impact they have on their teams and communities has nothing to do with touchdowns, tackles or receptions.

For a second consecutive year, Allstate Insurance Company has partnered with the American Football Coaches Association (AFCA) to announce the list of 106 student-athletes nominated for the Allstate AFCA Good Works Team®, which honors college football players who make outstanding contributions in the areas of volunteerism and civic involvement.

Richmond, who is entering his final year with Hornets, has been the starting center for Delaware State over the past four years. He is a 2008-09 MEAC All-Academic honoree and anchored an offensive line that averaged 136.45 yards-per-game on the ground and 167.64 yards-per-game through the air last season. The DSU offensive line ranked second in the Mid-Eastern Athletic Conference in sacks allowed (1.82 sacks-per-game). Nick has been nominated for his work with the Fellowship of Christian Athletes (FCA). Some of his work with the community includes, mentoring and serving as a role model for kids at the Stevenson House Detention Center (Milford, Del.). The Lampeter, Pa., native also assists the community in fundraisers, luncheons and prayer groups. Richmond is also a regular participant in visits to local elementary schools.

For his charitable work, Richmond is one of 55 nominees in the "Combined Divisions (FCS, II, III & NAIA)" for this year's team honor.

The 2009 Allstate AFCA Good Works Team® nominee list is the largest

in the 18-year history of award

With their unselfish acts, such as volunteering at orphanages in Kenya, building a reliable water source for villagers in Kabul, tutoring disadvantaged youth, and visiting elderly patients in nursing homes, Allstate AFCA Good Works Team® nominees distinguish themselves among the more than 50,000 student-athletes participating in the sport at all four-year collegiate institutions through off-the-field accomplishments.

Two New Coaches on 2009 Staff

Two new assistant coaches have joined **Al Lavan's** staff - offensive line coach **Adam Shorter** and cornerback's coach **Ronald Bolton**.

► **Adam Shorter, Offensive Line Coach** - Shorter is in his first season with the Hornets. He came to DSU after a one-year stint at Alcorn State, where he was in charge of the offensive line and tight ends.

While with the Braves, Shorter was instrumental in the success of 2008 All-Southwestern Athletic Conference (SWAC) offensive lineman Bronson Carvalho. His administrative duties included development of game plans and recruiting profiles. He also coordinated the university's Letterman's Golf Outing and Captains Breakfast.

Shorter began his coaching career as a graduate assistant with the University of Cincinnati (2005-2007). There he assisted in various areas of scouting, including film break down and weekly opponent scouting reports for the offense, defense and special teams.

In 2006, Shorter was promoted to interim offensive line coach. He helped lead the Bearcats to an 8-5 record and an appearance in the inaugural International Bowl in Toronto, Canada. That year, UC recorded 1,737 yards on the ground and 11 rushing touchdowns. The 2007 Bearcats were 10-3 and appeared in the Papa Johns Bowl. Cincy was ranked 17th in the final Associated Press poll.

Shorter was a four-year letterman at Cincinnati, where he was the team's starting center. He was the recipient of the John Pease Award as the Bearcats' most outstanding offensive lineman as a senior. Shorter appeared in three of Cincinnati's four bowl appearances during his tenure. He competed in the 2001 Motor City Bowl, was a member of the 2002 Conference USA Championship squad that played in the New Orleans Bowl and wrapped up his senior year in the Fort Worth Bowl.

While at Cincinnati, Shorter was coached by former Miami Dolphins center and Dan Marino teammate Jeff Ulenhank and current Pittsburgh Steelers offensive line coach Larry Zierlein.

He earned a bachelor's degree in integrated social studies in secondary education from Cincinnati in 2004.

A native of Indianapolis, Ind., Shorter and wife Michelle reside in Dover.

► **Ronald Bolton, Cornerback's Coach** - The Petersburg, Va., native is in his first season on the Delaware State staff. He brings experience as a professional player, collegiate player and coach, and high school coach to the Hornets.

After a standout college career at Norfolk State, where he was a Pittsburgh Courier Gazette Black College All-America, Bolton was selected by National Football League's New England Patriots in the fifth round of the 1972 draft. During his four seasons as a cornerback with Patriots, he served two years as the team's Player Representative.

From 1976 to '82, Bolton was a member of the NFL's Cleveland Browns. He helped lead the Browns to the AFC Central Division championship and playoff berth in 1980.

Bolton's college coaching experience includes stints at Howard University (2002-06), Norfolk State University (1997-2001) and Liberty University (1996-97).

While at Howard, Bolton served as defensive backs coach and special teams coordinator under current Delaware State defensive coordinator Ray Petty, who was head coach of the Bison from 2002 to '06. Howard

was No. 1 in the MEAC in total defense in 2005 and No. 2 in '06.

Bolton was also position coach for three Howard players currently in the National Football League. Antoine Bethea (Indianapolis Colts), Ronald Bartell (St. Louis Rams) and Geoff Pope (Cincinnati Bengals) each benefited from Bolton's tutelage while playing for the Bison.

Bolton was defensive backs coach and recruiting coordinator at Norfolk State and defensive backs coach at Liberty.

During the 2007 and '08 seasons, he was a teacher and head football coach at Booker T. Washington High School in Norfolk, Virginia. Bolton earned a bachelor's in Health and Physical Education from Norfolk State in 1972.

Hornets Picked Seventh in MEAC Preseason Poll

The Delaware State Hornets have been selected to finish seventh in this year's Mid-Eastern Athletic Conference Football Preseason Poll as announced by the league office on July 31, 2009. The predicted order of finish was voted on by the conference head coaches and sports information directors. A complete list of this year's poll is located on page 13.

MEAC Players of the Week

Week 1

Offensive - Curtis Pulley - Florida A&M
Defensive - Jarrell Herring - North Carolina A&T
Rookie - Derrick Wiley - South Carolina State
Offensive Lineman - Javier Wallace - Florida A&M
Special Teams - Damon McDaniel - Hampton

Week 2

Offensive - Curtis Pulley - Florida A&M
Defensive - David Erby - South Carolina State
Rookie - Mike Mayhew - North Carolina A&T
Offensive Lineman - Jason Valmont - North Carolina A&T
Special Teams - LeRoy Vann - Florida A&M

Week 3

Offensive - Curtis Pulley - Florida A&M
Defensive - George Howard - Morgan State
- Brandon Roundtree - Hampton
Rookie - Keith Pough - Howard
Offensive Lineman - Anthony Collins - Florida A&M
Special Teams - LeRoy Vann - Florida A&M


Week 4

Offensive - Chris Bell - Norfolk State
Defensive - Will Croner - Howard
- George Howard - Morgan State
Rookie - Tahree McQueen - Delaware State
Offensive Lineman - Robert Okefor - Florida A&M
Special Teams - Nick Lochner - Delaware State

Week 5

Offensive - Carlton Fears - North Carolina A&T
Defensive - George Howard - Morgan State
Rookie - Keith Pough - Howard
Offensive Lineman - Alex Harper - North Carolina A&T
Special Teams - Kermer Scarlett - Morgan State

Team Leaders




**Jason
Randall**

Rushing

Season
37 carries, 152 yards, 1 TD
Last Game
1 carry, 5 yards

DSU Top Five

Name	Att.	Yds.	Avg.	TD	Avg./G
Randall	37	152	4.1	1	50.7
McQueen	28	137	4.9	0	45.7
Glaud	25	57	2.3	2	19.0
Lochner	1	8	8.0	0	2.7
E. Jones	1	3	3.0	0	1.0



**Anthony
Glaud**

Passing

Season
60-103, 546 yards, 2 TD, 1 INT
Last Game
20-31, 150 yards, 1 TD

DSU Top Five

Name	A-C-I	Yds.	Pct.	TD	Avg./G
Glaud	103-60-1	546	58.3	2	182.0



**Darius
Jackson**

Receiving

Season
17 rec., 184 yards, 0 TD
Last Game
2 rec., 36 yards, 0 TD

DSU Top Five

Name	Rec.	Yds.	Avg.	TD	Avg./G
Jackson	17	184	10.8	0	61.3
Moore	12	113	9.4	0	37.7
E. Jones	10	68	6.8	0	22.7
Charles	9	83	9.2	1	27.7
Randall	4	45	11.2	0	15.0




**Anthony
Glaud**

Scoring

Season
2 TD, 12 total points
Last Game
1 rushing touchdown

DSU Top Five

Name	TD	FG	PAT	2XP	Pts.
Glaud	2	0	0	0	12
Flickinger	0	1	5	0	8
Ayanbiola	1	0	0	0	6
Charles	1	0	0	0	6
Toliver	1	0	0	0	6
Strums	1	0	0	0	6
Randall	1	0	0	0	6



**Tahree
McQueen**

All-Purpose

Season
74.3 All-Purpose/Game
Last Game
127 All-Purpose (102 run, 25 rec.)

DSU Top Five

Name	Rush	Rec	PR	KR	IR	Avg./G
McQueen	137	25	10	51	0	74.3
Randall	152	45	0	0	0	65.7
Jackson	-6	184	0	0	0	59.3
Moore	0	113	0	48	0	53.7
Tarpley	0	6	0	133	0	39.7



**Mike
Gable**

Tackles

Season
24 Total (12 solo), 1.0 Sack, 1.0 TFL
Last Game
6 Total (1 solo)

DSU Top Five

Name	UT	AT	TT	TFL	Sacks	INT
Gable	12	12	24	0.0	1.0	0
Grant	10	9	19	2.0	1.0	0
Harris	10	4	14	0.0	0.0	0
Ligon	12	2	14	0.0	0.0	2
Dunn	7	6	13	0.0	0.0	0

Who's Up, Who's Down

For Delaware State games, here are where you will find the Hornet coaching staff:

Press Box

Doug Sams, Offensive Coordinator
Renato Diaz, Running Backs
Ron Bolton, Cornerbacks

Sidelines

Al Lavan, Head Coach
Ray Petty, Defensive Coordinator
Curtis Thomas, Wide Receivers
Ed Sanders, Safeties
Mike Gallagher, Tight Ends
Bernd Gottschalk, Special Teams
Bobby Jones, Defensive Line
Adam Shorter, Offensive Line

Lavan vs. All Opponents

*Ball State	1-0
Bethune-Cookman	4-1
Central Connecticut State	0-1
*Central Florida	1-0
Coastal Carolina	1-1
Concord (WV)	1-0
#Delaware	0-2
Elon	0-1
Florida A&M	4-1
Hampton	3-3
Howard	4-1
James Madison	0-1
Kent State	0-2
Massachusetts	0-1
Millersville (Pa.)	1-0
Morgan State	3-2
Norfolk State	5-0
North Carolina A&T	5-0
North Carolina Central	0-1
*Northern Illinois	0-1
Northwestern State (La.)	0-1
St. Francis (Pa.)	1-0
South Carolina State	2-3
Southern Illinois	0-1
Winston-Salem State	1-1

37-25 career
35-24 (at DSU)

* - While interim head coach at Eastern Michigan

- includes 2007 NCAA FCS Playoff contest (Nov. 23)

Delaware State Head Coach Al Lavan

Al Lavan (Colorado State, '68) enters his sixth season at the helm of the Delaware State Hornets looking to claim his second league championship in the past three years (2007 champion). One year removed from the school's sixth MEAC title, the Hornets recorded the team's first losing season (5-6) since Lavan's first year but, registered their fifth-straight winning conference record (5-3). With the 2008 conference record of 5-3, the Hornets' head coach has never had a losing record in MEAC play.

In five seasons at DSU, Lavan has posted an overall record of 34-22, including a 29-10 mark in MEAC contests. He has led the team to winning records in three of the last four seasons. In the three years prior to his arrival, the Hornets were 10-24 overall and 6-17 in the league. Delaware State had just one winning season in the eight years before Lavan took the job. Lavan is ranked No. 3 all-time for most coaching victories at DSU (34).

Entering the 2009 season, Lavan has a 36-23 career record as a head coach, including a 2-1 mark during an interim stint at Eastern Michigan in 2003.

Prior to accepting the Delaware State position, Lavan served for two seasons as an assistant coach at Eastern Michigan University. He was promoted to assistant head coach for the 2003 football season, and upon the late-season firing of then-head coach Jeff Woodruff, Lavan was named interim head coach. After he took over the 1-8 team, Eastern Michigan won two of its final three games.

In more than 18 years as a NFL assistant, Lavan's resume' includes stints with the Atlanta Falcons, Dallas Cowboys,

San Francisco 49ers, Baltimore Ravens, and the Kansas City Chiefs.

He was a member of George Seifert's 1990 Super Bowl champion San Francisco 49ers' coaching staff. That team included former Delaware State University standout John Taylor, who caught a touchdown pass in the 49ers' 55-10 win over the Denver Broncos in Super Bowl XXIV.

In Dallas, Lavan worked under Hall of Fame head coach Tom Landry. He helped Cowboy running backs Tony Dorsett and Herschel Walker combine for six 1000-yard seasons.

Lavan has also served as position coach for NFL all stars Roger Craig, Priest Holmes, Tom Rathman, Ernest Byner, Robert Newhouse and Bam Morris.

Lavan's collegiate coaching tenure includes stops at Colorado State, Louisville, Iowa State, Georgia Tech, Stanford, and Washington.

He helped guide Georgia Tech to the 1978 Peach Bowl, and Washington to the 1993 Rose Bowl and 1995 Sun Bowl.

While under Lavan at Washington, Napoleon Kaufman rushed for a then-school record 1,390 yards in 1994 and had 1,851 all-purpose yards in 1993. He played seven NFL seasons before retiring in 2001.



Head Coach Al Lavan

LAVAN AS A HEAD COACH

Year	School	W-L	Pct.	
2003	Eastern Michigan	2-1	.667	
2004	Delaware State	4-7	.364	
2005	Delaware State	7-4	.636	
2006	Delaware State	8-3	.727	
2007	Delaware State	10-2	.833	MEAC Champions
2008	Delaware State	5-6	.455	
2009	Delaware State	1-2	.333	
DSU Totals (six seasons)		35-24	.593	
EMU Total (three games)		2-1	.667	
Career Totals (six seasons)		37-25	.597	

MOST COACHING WINS AT DSU

81	Bill Collick, 1985-1996
47	Edward Jackson, 1933-45; 1953-55
35	Al Lavan, 2004-present
25	Arnold Jeter, 1967-1974
21	Joseph Purzycki, 1981-1984
18	Edmond Wyche, 1975-1980
17	Bennie J. George, 1956-1959
16	Ben Blackall, 2000-2003
15	Thomas Conrad, 1946-1949
15	Roy D. Moore, 1961-1964

Lavan's All-Time DSU Year-by-Year Results

2004 (4-7, 4-3 MEAC)

AI Lavan (4-7, 4-3 MEAC)		
L	0-51	MASSACHUSETTS
L	23-26	NC CENTRAL
L	13-49	at Elon
L	0-49	S. ILLINOIS
W	28-23	HAMPPTON*
L	16-45	at Bethune-Cookman*
W	15-6	NC A&T*
L	30-34	at Morgan State*
L	14-28	SC STATE (HC)*
W	33-28	at Norfolk State*
W	32-13	at Howard*

*-MEAC game

2005 (7-4, 6-2 MEAC)

AI Lavan (11-11, 10-5 MEAC)		
W	21-17	Florida A&M*
W	38-6	MILLERSVILLE
L	7-65	at James Madison
L	6-24	at Coastal Carolina
L	8-26	at Hampton*
W	17-0	BETHUNE-COOKMAN*
W	23-13	at NC A&T*
W	41-14	MORGAN ST (HC)*
L	3-24	at SC State*
W	38-17	NORFOLK STATE*
W	23-7	HOWARD*

*-MEAC game

2006 (8-3, 6-2 MEAC)

AI Lavan (19-14, 16-7 MEAC)		
W	34-14	vs. Florida A&M*
W	63-28	St. Francis
L	3-23	at Northwestern St
L	14-29	Hampton*
W	33-31	at Bethune-Cookman*
W	37-21	North Carolina A&T*
W	29-7	at Morgan State*
W	10-9	South Carolina State*
W	62-0	Concord (W. VA.)
W	33-10	at Norfolk State*
L	17-20	at Howard*

*-MEAC game

2007 (10-2, 8-0 MEAC)

AI Lavan (29-16, 24-7)		
W	23-18	C. CAROLINA
W	20-7	at Florida A&M*
L	7-38	at Kent State
W	24-17	at Hampton*
W	24-10	BETHUNE-COOKMAN*
W	27-0	at NC A&T*
W	25-17	MORGAN ST* (HC)
W	17-16	SC State*
W	23-20	at Winston-Salem St
W	28-21 (OT)	NORFOLK STATE*
W	29-13	HOWARD*
L	7-44	at Delaware†

†-First Round FCS Playoffs, Newark, Del.

*-MEAC game

2008 (5-6, 5-3 MEAC)

AI Lavan (34-22, 29-10 MEAC)		
W	35-28 (OT)	FLORIDA A&M*
L	3-24	at Kent State
L	10-28	CENTRAL CONN. STATE
L	14-17	HAMPPTON*
W	26-20	at Bethune-Cookman*
W	42-7	NC A&T*
L	3-20	at Morgan State*
L	17-23	S.C. STATE*
L	26-27	WINSTON-SALEM STATE
W	34-28	at Norfolk State*
W	10-6	at Howard*

*-MEAC game

2009 (1-2, 1-1 MEAC)

AI Lavan (35-24, 30-11 MEAC)		
L	12-21	at Florida A&M*
L	17-27	at Delaware
W	21-6	at Hampton*

*-MEAC game

DSU Year-by-Year Stats Under Lavan

Delaware State

Total Offense					Scoring					Rushing					Passing					
Year	Plays	Yds.	Y/G	Y/P	TD	PF	AVG	PA	AVG	Att.	Yds.	Avg.	Y/G	TD	Att.	Comp.	Yds.	Y/G	Y/C	TD
2004	714	3211	291.9	4.5	26	204	18.5	352	32.0	355	735	2.1	66.8	8	359	200	2476	225.1	12.4	13
2005	679	2795	254.1	4.1	24	225	20.5	213	19.4	415	1230	3.0	111.8	16	264	139	1565	142.3	11.3	8
2006	580	3524	320.4	6.1	44	335	30.5	192	17.5	366	2104	5.7	191.3	25	214	121	1420	129.1	11.7	12
2007	738	3289	274.1	4.5	28	254	21.2	221	18.4	477	1671	3.5	139.2	11	261	153	1618	134.8	10.6	12
2008	702	3345	304.1	4.8	27	220	20.0	228	20.7	387	1501	3.9	136.5	17	315	182	1844	167.6	10.1	10
2009	198	894	298.0	4.5	7	50	16.7	54	18.0	52	348	3.7	116.0	3	103	60	546	182.0	9.1	2
Totals	3611	17085	289.1	4.7	156	1288	21.8	1260	21.4	2095	7589	3.6	128.6	80	1516	855	9469	160.5	11.1	56

DSU's Opponents

Total Offense					Scoring					Rushing					Passing					
Year	Plays	Yds.	Y/G	Y/P	TD	PF	AVG	PA	AVG	Att.	Yds.	Avg.	Y/G	TD	Att.	Comp.	Yds.	Y/G	Y/C	TD
2004	756	4157	377.9	5.5	47	352	32.0	204	18.5	463	1880	4.1	170.9	26	293	157	2277	207.0	14.5	16
2005	713	2966	269.6	4.2	25	213	19.4	225	20.5	429	1264	2.9	114.9	12	284	126	1702	154.7	13.5	10
2006	704	3316	301.5	4.7	25	192	17.5	335	30.5	427	1549	3.6	140.8	15	277	153	1767	160.6	11.5	9
2007	818	3989	332.4	4.9	28	221	18.4	254	21.2	483	1953	4.0	162.8	16	335	169	2036	169.7	12.0	10
2008	682	3172	288.4	4.7	29	228	20.7	220	20.0	430	1597	3.7	145.2	16	252	131	1575	143.2	12.0	10
2009	193	1218	406.0	6.3	8	54	18.0	50	16.7	113	679	6.0	226.3	6	80	47	539	179.7	11.5	2
Totals	3866	18818	318.9	4.9	162	1260	21.4	1288	21.8	2345	7922	3.4	134.3	91	1521	783	9896	167.8	12.6	57

2009 Mid-Eastern Athletic Conference

2009 MEAC Standings

Team	Conference			Points			Overall			Points		
	W	L	T	For	Opp	Pct	W	L	T	For	Opp	Pct
Florida A&M	2	0	0	69	22	1.000	4	0	0	134	44	1.000
Morgan State	1	0	0	24	13	1.000	3	1	0	52	73	.750
South Carolina State	1	0	0	24	3	1.000	3	1	0	99	82	.750
North Carolina A&T	1	1	0	31	37	.500	3	2	0	80	92	.600
Hampton	1	1	0	30	35	.500	2	2	0	85	90	.500
Norfolk State	1	1	0	53	31	.500	2	2	0	96	68	.500
Delaware State ◀	1	1	0	33	27	.500	1	2	0	50	54	.333
Howard	0	1	0	10	48	.000	2	2	0	38	107	.500
Bethune-Cookman	0	3	0	30	88	.000	0	4	0	36	108	.000

This Week in the MEAC

Saturday, Oct. 10

N.C. A&T at Morgan State	1:00 p.m.
S.C. State at Norfolk State	1:00 p.m.
Howard at Hampton	6:00 p.m.
Florida A&M at Miami (FL)	7:00 p.m.
Beth.-Cookman at Delaware St.	7:00 p.m.

Last Week's Results

Saturday, Oct. 3

Howard	7
Winston-Salem State	3
Morgan State	24
Bethune-Cookman	13
N.C. A&T	23
N.C. Central	17 (2OT)
South Carolina	38
S.C. State	14



2009 MEAC Preseason Poll

Delaware State has been selected to finish seventh in the 2009 MEAC Preseason Poll as voted on by the league's head coaches and sports information directors. Below is the complete poll:

1. South Carolina State (10)	290
2. Florida A&M (5)	273
3. Hampton (1)	197
4. Bethune-Cookman (1)	185
5. Norfolk State (1)	163
6. Morgan State	142
7. Delaware State	140
8. North Carolina A&T	48
9. Howard	38

(First Place votes in parentheses)

2009 Preseason All-MEAC Team

Below is a complete listing of the Preseason All-MEAC First Team:

First Team

Offense

QB - Curtis Pulley, r-Sr., Florida A&M
RB - William Ford, Sr., S.C. State
RB - Devan James, Sr., Morgan State
TE - Sherron Childress, r-Jr., Norfolk State
WR - Oliver "Trey" Young, Sr., S.C. State
WR - Kevin Elliot, r-So., Florida A&M.
OL - Johnny Culbreath, r-Jr., S.C. State
OL - Anthony Collins, r-Sr., Florida A&M
OL - Robert Okeafor, Sr., Florida A&M
OL - Robert Norris, Sr., Morgan State
C - Steve Brazzle, r-Sr., Florida A&M

Defense

DL - Justin Lawrence, Sr., Morgan State.
DL - Dexter Jackson, Sr., Bethune-Cookman.
DL - Cameron Houston, Sr., Florida A&M
DL - Kendrick Ellis, Jr., Hampton
LB - Marshall McFadden, Sr., S.C. State
LB - Bryan Parker, Sr., Florida A&M
LB - Mike Alphonse, r-Sr., Norfolk State
DB - Terrell Whitehead, Sr., Norfolk State
DB - Curtis Holcomb, Jr., Florida A&M
DB - Markee Hamlin, Jr., S.C. State
DB - Darren McKahn, Jr., Morgan State.
P - Jahmal Blanchard, Sr., Hampton
P/K - Justin Castellat, Sr., Norfolk State
Ret - LeRoy Vann, Sr., Florida A&M

Preseason Offensive Player of the Year
Will Ford, S.C. State

Preseason Defensive Player of the Year
Terrell Whitehead, Norfolk State

2009 Opponent's Schedules

Florida A&M (4-0, 2-0 MEAC)

Date	Opponent	Result
Sep. 5	Delaware State*	W, 21-12
Sep. 10	at Winston-Salem State	W, 34-10
Sep. 17	Howard *	W, 48-10
Sep. 26	vs. Tenn. State	W, 31-12
Oct. 10	at Miami (Fla.)	7:00 p.m.
Oct. 17	at So. Carolina State*	2:00 p.m.
Oct. 24	Norfolk State*	3:00 p.m.
Oct. 31	at Morgan State*	4:00 p.m.
Nov. 7	No. Carolina A&T*	3:00 p.m.
Nov. 14	at Hampton*	1:00 p.m.
Nov. 21	vs. Bethune-Cookman*	2:30 p.m.

*-MEAC Games

Delaware (3-2, 1-2 CAA)

Date	Opponent	Result
Sep. 4	West Chester	W, 35-0
Sep. 12	Richmond*	L, 15-16
Sep. 19	Delaware State	W, 27-17
Sep. 26	at William & Mary*	L, 20-30
Oct. 3	at Maine*	W, 27-17
Oct. 10	Massachusetts*	6:00 p.m.
Oct. 17	at Towson*	3:30 p.m.
Oct. 31	James Madison*	12:00 p.m.
Nov. 7	Hofstra*	12:00 p.m.
Nov. 14	at Navy	3:30 p.m.
Nov. 21	at Villanova*	3:30 p.m.

*-CAA Games

Hampton (2-2, 1-1 MEAC)

Date	Opponent	Result
Sep. 5	No. Carolina Central	W, 31-24
Sep. 12	at Alabama A&M	L, 24-31
Sep. 19	at No. Carolina A&T*	W, 24-14
Sep. 26	Delaware State*	L, 6-21
Oct. 10	Howard*	6:00 p.m.
Oct. 17	at Norfolk State*	1:00 p.m.
Oct. 24	So. Carolina State*	2:00 p.m.
Oct. 31	at Winston-Salem State	4:00 p.m.
Nov. 7	at Bethune-Cookman*	3:00 p.m.
Nov. 14	Florida A&M*	1:00 p.m.
Nov. 21	Morgan State*	1:00 p.m.

*-MEAC Games

Bethune-Cookman (0-4, 0-3 MEAC)

Date	Opponent	Result
Sep. 5	Shaw	L, 6-20
Sep. 12	So. Carolina State*	L, 3-24
Sep. 26	at Norfolk State*	L, 14-40
Oct. 3	Morgan State*	L, 13-24
Oct. 10	at Delaware State*	7:00 p.m.
Oct. 17	at Savannah State	5:00 p.m.
Oct. 24	Winston-Salem State	4:00 p.m.
Oct. 31	at No. Carolina A&T*	1:30 p.m.
Nov. 7	Hampton*	4:00 p.m.
Nov. 14	at Howard*	1:00 p.m.
Nov. 21	vs. Florida A&M*	2:30 P.M.

*-MEAC Games

Michigan (4-1, 1-1 BIG TEN)

Date	Opponent	Result
Sep. 5	Western Michigan	W, 31-7
Sep. 12	Notre Dame	W, 38-34
Sep. 19	Eastern Michigan	W, 45-17
Sep. 26	Indiana*	W, 36-33
Oct. 3	at Michigan State*	L, 20-26 (OT)
Oct. 10	at Iowa*	7:00 p.m. CT
Oct. 17	Delaware State	12:00 p.m.
Oct. 24	Penn State*	TBA
Oct. 31	at Illinois*	3:30 p.m.
Nov. 7	Purdue*	TBA
Nov. 14	at Wisconsin*	TBA
Nov. 21	Ohio State	TBA

*-BIG TEN Games

Morgan State (3-1, 1-0 MEAC)

Date	Opponent	Result
Sep. 12	at Akron	L, 0-41.
Sep. 19	vs. Winston-Salem State	W, 16-10
Sep. 26	Towson	W, 12-9
Oct. 3	at Bethune-Cookman*	W, 24-13
Oct. 10	No. Carolina A&T*	1:00 p.m.
Oct. 15	Howard*	7:30 p.m.
Oct. 24	at Delaware State*	1:00 p.m.
Oct. 31	Florida A&M*	4:00 p.m.
Nov. 7	Norfolk State*	4:00 p.m.
Nov. 14	at So. Carolina State*	1:30 p.m.
Nov. 21	at Hampton*	1:00 p.m.

*-MEAC Games

South Carolina St. (3-1, 1-0 MEAC)

Date	Opponent	Result
Sep. 6	vs. Grambling State	W, 34-31
Sep. 12	at Bethune-Cookman*	W, 24-3
Sep. 26	Winston-Salem State	W, 27-10
Oct. 3	at South Carolina	L, 14-38
Oct. 10	at Norfolk State*	1:00 p.m.
Oct. 17	Florida A&M*	2:00 p.m.
Oct. 24	at Hampton*	2:00 p.m.
Oct. 31	Delaware State*	1:30 p.m.
Nov. 7	at Howard*	1:00 p.m.
Nov. 14	Morgan State*	1:30 p.m.
Nov. 21	No. Carolina A&T*	1:30 p.m.

*-MEAC Games

Winston-Salem State (0-5)

Date	Opponent	Result
Sep. 5	No. Carolina A&T	L, 10-19
Sep. 10	Florida A&M	L, 10-34
Sep. 19	vs. Morgan State	L, 10-16
Sep. 26	at So. Carolina State	L, 10-27
Oct. 3	at Howard	L, 3-7
Oct. 17	at UC-Davis	6:00 p.m.
Oct. 24	at Bethune-Cookman	4:00 p.m.
Oct. 31	Hampton	2:00 p.m.
Nov. 7	Delaware State	1:00 p.m.
Nov. 14	No. Carolina Central	1:00 p.m.
Nov. 21	at Norfolk State	1:00 p.m.

Norfolk State (2-2, 1-1 MEAC)

Date	Opponent	Result
Sep. 5	Virginia State	W, 28-10.
Sep. 12	at No. Carolina A&T*	L, 13-17
Sep. 19	William & Mary	L, 15-27
Sep. 26	Bethune-Cookman*	W, 40-14
Oct. 10	South Carolina State*	1:00 p.m.
Oct. 17	Hampton*	1:00 p.m.
Oct. 24	at Florida A&M*	3:00 p.m.
Oct. 31	Howard*	1:00 p.m.
Nov. 7	at Morgan State*	4:00 p.m.
Nov. 14	at Delaware State*	1:00 p.m.
Nov. 21	Winston-Salem State	1:00 p.m.

*-MEAC Games

Howard (2-2, 0-1 MEAC)

Date	Opponent	Result
Sep. 12	at Rutgers	L, 7-45
Sep. 17	at Florida A&M*	L, 10-48
Sep. 26	at Georgetown	W, 14-11
Oct. 3	Winston-Salem State	W, 7-3
Oct. 10	at Hampton*	6:00 p.m.
Oct. 15	at Morgan State*	7:30 p.m.
Oct. 24	No. Carolina A&T*	1:00 p.m.
Oct. 31	at Norfolk State*	1:00 p.m.
Nov. 7	So. Carolina State*	1:00 p.m.
Nov. 14	Bethune-Cookman*	1:00 p.m.
Nov. 21	at Delaware State*	1:00 p.m.

*-MEAC Games

DSU vs. MEAC

Opponent	DSU W/L
Bethune-Cookman	19-14
► In MEAC Play	19-14
Florida A&M	8-19
► In MEAC Play	7-16
Hampton	13-22
► In MEAC Play	3-9
Howard	34-30-1
► In MEAC Play	18-20
Morgan State	22-30
► In MEAC Play	20-12
Norfolk State	13-3
► In MEAC Play	9-2
North Carolina A&T	19-18-1
► In MEAC Play	19-18-1
South Carolina State	15-23
► In MEAC Play	15-23
Winston-Salem State*	4-3-1
► In MEAC Play	0-0
Overall	147-162-3
► MEAC Conference Play	110-113-1

* - provisional member of the MEAC

DSU vs. CAA

Opponent	DSU W/L
Delaware	0-2
Hofstra	1-4
James Madison	1-2
Maine	0-0
Massachusetts	0-2
New Hampshire	0-0
Northeastern	6-1-1
Rhode Island	1-1
Richmond	0-0
Towson	6-9
Villanova	0-0
William & Mary	0-0
Overall	15-21-1

DSU vs. BIG TEN

Opponent	DSU W/L
Illinois	0-0
Indiana	0-0
Iowa	0-0
Michigan	0-0
Michigan St.	0-0
Minnesota	0-0
Northwestern	0-0
Ohio State	0-0
Penn State	0-0
Purdue	0-0
Wisconsin	0-0
Overall	0-0



Florida A&M 21, Delaware State 12

Bragg Memorial Stadium - Tallahassee, Fla.

September 5, 2009 - 6:00 p.m.

DSU 0-1, 0-1 MEAC; FAMU 1-0, 1-0 MEAC

Score by Quarters

	1	2	3	4	F
Delaware State	0	6	0	6	12
Florida A&M	0	14	7	0	21

Attendance: 17,209

Time: 2:50

First Quarter

None

Second Quarter

10:08 - FAMU - BENSON, Mykel 1 yd run, (SCOTT, Trevor kick), 9-69, 4:42 (DSU 0, FAMU 7)

06:39 - DSU - CHARLES, Z. 30 yd pass from GLAUD, A., (FLICKINGER, R. kick failed), 7-86, 3:22 (DSU 6, FAMU 7)

03:19 - FAMU - PAGE, Lonvontae 6 yd run, (SCOTT, Trevor kick), 6-59, 3:04 (DSU 6, FAMU 14)

Third Quarter

10:36 - FAMU - PULLEY, Curtis 47 yd run, (SCOTT, Trevor kick), 4-65, 2:00 (DSU 6, FAMU 21)

Fourth Quarter

12:52 - DSU - RANDALL, J. 4 yd run, (GLAUD, A. pass failed), 7-54, 2:09 (DSU 12, FAMU 21)

Team Statistics

	DSU	FAMU
FIRST DOWNS	15	24
RUSHES-YARDS (NET)	26-86	47-328
PASSING YDS (NET)	188	157
Passes Att-Comp-Int	32-17-0	22-15-0
TOTAL OFFENSE PLAYS-YARDS	58-274	69-485
Fumble Returns-Yards	0-0	0-0
Punt Returns-Yards	1-0	5-57
Kickoff Returns-Yards	4-85	3-74
Interception Returns-Yards	0-0	0-0
Punts (Number-Avg)	7-38.9	4-37.8
Fumbles-Lost	3-2	4-2
Penalties-Yards	5-45	10-98
Possession Time	24:32	35:28
Third-Down Conversions	5 of 13	6 of 11
Fourth-Down Conversions	1 of 1	0 of 0
Red-Zone Scores-Chances	1-2	2-4
Sacks By: Number-Yards	2-14	1-2

TALLAHASSEE, Fla. (September 5, 2009) --- Preseason All-MEAC quarterback Curtis Pulley rushed for 196 yards and a touchdown, and passed for 140 yards to lead Florida A&M to a 21-12 win over Delaware State before 17,209 fans at steamy Bragg Stadium in the season opener for both teams Saturday evening. The Rattlers snapped a four-game losing streak in the series, notching their first win over the Hornets since a 15-14 victory in Tallahassee in 2003. Florida A&M dominated the time of possession 35:28 to 24:32. The Rattlers rushed for 328 yards en route to a 485 to 274 advantage in total yards. Lavan also lost his first MEAC opener in six seasons with the Hornets. Florida A&M scored first when fullback Mykel Bensen completed a nine-play, 69-yard drive with a one-yard touchdown plunge with 10:08 left in the second quarter. The more than four minute drive was highlighted by a 31-yard pass completion from quarterback Curtis Pulley to Isaac West to the DSU four-yard line. The Rattlers were also aided by a Delaware State personal foul penalty on a second down at the Hornet 30-yard line. The extra point kick by Trevor Scott gave Florida A&M a 7-0 lead. Delaware State answered the Florida A&M score with one of its own on the ensuing possession. Senior receiver Zacharri Charles capped off the drive with a spectacular 30-yard diving catch of a Glaud pass in the end zone with 6:39 left in the second quarter. The score was the first for Charles and longest in his collegiate career. Earlier in the drive, Glaud connected with Larrone Moore on a 36-yard pass to the Florida A&M 30. The Hornets failed to tie the game after the score when Riley Flickinger missed the extra point kick after holder Nick Lochner bobbed a low snap. Florida A&M added to its lead on the very next possession. The Rattlers needed just six plays to reach the end zone. Four plays after a 36-yard scramble by Pulley to the DSU 18, halfback Lonvontae Page scored on a six-yard run to give FAMU a 14-6 lead with 3:19 left in the second quarter. The Hornets prevented Florida A&M from stretching its lead right before the half when Nail Muradymov blocked a 36-yard field goal attempt by Scott with six seconds left in the second quarter. Florida A&M outgained the Hornets 289 to 140 in the first half. The Rattlers rushed for 178 yards on 27 carries and passed for 111 yards in the first 30 minutes. DSU passed for 72 yards and rushed for 68 in the first half. The Rattlers led 14-6 at the half. Delaware State drove into Florida A&M territory on the opening possession of the second half, but the drive ended when receiver Darius Jackson lost a fumble at the Rattler 35. Four plays after the turnover, Pulley found the end zone on a 47-yard run to give the Rattlers a 21-6 lead with 10:36 left in the third quarter. The Hornets took advantage of a Florida A&M error to cut into the Rattlers' lead. Seven plays after recovering a fumble at the Florida A&M 46, Jason Randall scored his first career touchdown on a four-yard run with 12 minutes left to play. A two-point pass attempt was incomplete, leaving the Hornets with a 21-12 deficit. After another Florida A&M turnover, Delaware State drove to the Rattler 16 but a fumble on the hand off from Glaud to Randall was recovered by FAMU, dashing the Hornets' final hopes. Glaud was 17 for 32 for 188 yards and a touchdown in his first start at quarterback for the Hornets, while Randall rushed for a team high 54 yards. Linebacker Mike Gable led the Hornets with a career-high 11 tackles, including six solo stops.

Delaware State

Rushing	No	Yds	TD	Lg	Avg
RANDALL, Jason	16	54	1	11	3.4
GLAUD, Anthony	7	19	0	12	2.7
McQUEEN, Tahree	2	10	0	7	5.0
JONES, Erick	1	3	0	3	3.0

Passing	Att-Cmp	Int	Yds	TD	Lng
GLAUD, Anthony	32-17	0	188	1	36

Receiving	No.	Yds	TD	Long
JACKSON, Darius	7	67	0	19
MOORE, Larrone	3	51	0	36
JONES, Erick	2	13	0	7
CHARLES, Zacharri	1	30	1	30

Punting	No.	Avg	Long	I20
LOCHNER, Nick	7	38.9	51	2

Punt returns	No.	Yds	TD	Long
McQUEEN, Tahree	1	0	0	0

Kick returns	No.	Yds	TD	Long
TARPLEY, Travis	2	58	0	33
MOORE, Larrone	1	1	0	1

Tackles	UA-A	Total	Sacks
GABLE, Mike	6-5	11	1.0
HARRIS, Ahmad	6-2	8	0.0
DUNN, Fabian	3-4	7	0.0
LIGON, Greg	6-0	6	0.0

Florida A&M

Rushing	No	Yds	TD	Lg	Avg
PULLEY, Curtis	15	196	1	47	13.1
ROCKER, Eddie	8	64	0	18	8.0
PAGE, Lonvontae	20	61	1	9	3.0
BENSON, Mykel	3	7	1	3	2.3

Passing	Att-Cmp	Int	Yds	TD	Lng
PULLEY, Curtis	19-12	0	140	0	31
BATTLE, Eddie	3-3	0	17	0	15

Receiving	No.	Yds	TD	Long
WEST, Isaac	4	83	0	31
PAGE, Lonvontae	3	32	0	21
ELLIOTT, Kevin	3	9	0	7
SMITH, Adrian	2	14	0	10

Punting	No.	Avg	Long	I20
HOLDREN, Brandon	4	37.8	52	2

Punt returns	No.	Yds	TD	Long
VANN, LeRoy	5	57	0	29

Kick returns	No.	Yds	TD	Long
VANN, LeRoy	3	74	0	31

Tackles	UA-A	Total	Sacks
PARKER, Bryan	7-4	11	0.0
HALL, Qier	5-0	5	0.0
GRAHAM, Alvis	5-0	5	0.0
WILLIAMS, John	4-1	5	0.0



Delaware 27, Delaware State 17

Delaware Stadium - Newark, Del.

September 19, 2009 - 12:00 p.m. - SportsFever Television

DSU 0-2, 0-1 MEAC; UD 2-1, 0-1 CAA

Score by Quarters

	1	2	3	4	F
Delaware State	3	0	0	14	17
Delaware	7	0	7	13	27

Attendance: 20,585

Time: 3:08

First Quarter

07:41 - UD - Devlin 1 yd run, (Striefsky kick), 15-63, 5:42, (DSU 0, UD 7)

05:04 - DSU - FLICKINGER,Riley 42 yd field goal, 8-45, 2:31, (DSU 3, UD 7)

Second Quarter

None

Third Quarter

01:26 - UD - Devlin 1 yd run, (Striefsky kick), 4-70, 1:28, (DSU 3, UD 14)

Fourth Quarter

10:56 - UD - Jones 17 yd pass from Devlin, (Striefsky kick), 6-59, 2:35, (DSU 3, UD 21)

05:01 - DSU - STRUMS,Jerome 71 yd interception return, (FLICKINGER,Riley kick) (DSU 10, UD 21)

03:36 - DELAWARE - Jackson 3 yd run, (Striefsky kick failed), 3-23, 1:12, (DSU 10, UD 27)

00:31 - DSU - GLAUD,Anthony 1 yd run, (FLICKINGER,Riley kick), 10-74, 2:58, (DSU 17, UD 27)

Team Statistics	DSU	UD
FIRST DOWNS	20	21
RUSHES-YARDS (NET)	37-135	33-116
PASSING YDS (NET)	208	227
Passes Att-Comp-Int	40-23-1	29-19-1
TOTAL OFFENSE PLAYS-YARDS	77-343	62-343
Fumble Returns-Yards	0-0	1-16
Punt Returns-Yards	3-20	2-0
Kickoff Returns-Yards	5-98	2-78
Interception Returns-Yards	1-71	1-0
Punts (Number-Avg)	4-30.5	6-39.3
Fumbles-Lost	3-1	0-0
Penalties-Yards	9-53	4-40
Possession Time	34:29	25:31
Third-Down Conversions	8 of 19	3 of 11
Fourth-Down Conversions	1 of 2	1 of 1
Red-Zone Scores-Chances	1-3	4-5
Sacks By: Number-Yards	2-12	3-19

NEWARK, Del. (September 19, 2009) --- The University of Delaware has claimed First State bragging rights after a 27-17 victory over Delaware State in the first regular season between the state's two Division I football programs before 20,585 fans at Delaware Stadium on Saturday, Sept. 19. The Hens, who improved to 2-1 on the season, were awarded the inaugural First State Cup after the game. The Hornets fell to 0-2 on the season. Delaware took a 7-0 lead following a 1-yard run by Devlin with 7:41 left in the first quarter. The Blue Hens drove 63 yards on 15 plays and ate up 5:42 seconds on the game clock. The Hornets stopped the Blue Hens, forcing UD to attempt a 42-yard field goal. However, a personal foul penalty gave Delaware new life, leading to the game's first score. The Hornets responded with a 42-yard field goal by Riley Flickinger with 5:04 left in the first. A drive which lasted eight plays for 45 yards (2:31) was capped off by Flickinger's career-long conversion. The field goal cut into UD's lead, 7-3. UD had a chance to head into halftime with a seven point lead. With 1.5 seconds on the clock and the ball at the Delaware State 1-yard line, linebacker Kevin Green stopped running back Leon Jackson behind the line of scrimmage. The stop kept the deficit at four points as both teams went into the locker room. Delaware out-gained Delaware State 153-111 in the first half of play. The Hornets held the edge on the ground, gaining 83 yards on 17 carries to UD's 33 yards on 19 rushes. The Blue Hens extended their lead to 14-3 following Devlin's second 1-yard rushing touchdown of the day. Delaware drove 70 yards on four plays in 1:28. The drive was highlighted by a 38-yard completion from Devlin to Tommy Crosby taking the ball down to the DSU 2-yard line. UD added seven points with 10:56 left in the fourth quarter as Devlin connected with Rob Jones for a 17-yard touchdown pass. The TD reception completed a six-play, 59-yard drive which lasted 2:39. The score gave Delaware a 21-3 advantage over Delaware State. The Hens were attempting to pad their lead when the Hornets were given new life thanks to a defensive score. Free safety Jerome Strums intercepted a tipped pass by Devlin, returning it 71 yards for a touchdown to cut Delaware's lead to 21-10 with 5:01 left to play. Delaware dashed any hopes of a Hornet comeback on its next possession. Three plays after a 54-yard return by Jerry Butler on the ensuing kickoff, the Hens added another touchdown to put the game out of reach. Leon Jackson capped off the three-play, 23-yard drive with a three-yard touchdown run to give UD a 27-10 lead with 3:36 remaining. Delaware State made the final score more respectable with a touchdown in the final minute. The Hornets moved 74 yards in 10 plays, capped off by a touchdown by quarterback Anthony Glaud on a one-yard keeper with 31 seconds left to play. Glaud completed five-of-six passes for 57 yards during the scoring drive. The Hornets drove into Delaware territory five times in the second half before finally recording an offensive touchdown. Each team racked up 343 total yards. The Hornets passed for 208 yards, while rushing for 135. Delaware threw for 227 yards and rushed for 116. Glaud completed 23 of 40 passes for 208 yards. He threw one interception. Junior Jason Randall rushed for a game and career-high 93 yards on 20 carries. Darius Jackson had a career high in receptions for the second straight game, hauling in eight passes for a career-high 81 yards. Linebacker Mike Gable and strong safety Avery Grant led the Hornets with seven tackles each. Linebacker John Sutton and tackle Andre Carroll had one sack each.

Delaware State

Rushing	No	Yds	TD	Lg	Avg
RANDALL,Jason	20	93	0	31	4.7
McQUEEN,Tahree	5	25	0	9	5.0
GLAUD,Anthony	11	17	1	10	1.5
JACKSON,Darius	1	0	0	0	0.0

Passing	Att-Cmp	Int	Yds	TD	Lng
GLAUD,Anthony	40-23	1	208	0	23

Receiving	No.	Yds	TD	Long
JACKSON,Darius	8	81	0	23
MOORE,Larrone	5	45	0	15
CHARLES,Zacharri	4	35	0	22
JONES,Erick	3	18	0	22

Punting	No.	Avg	Long	I20
LOCHNER,Nick	4	30.5	49	1

Punt returns	No.	Yds	TD	Long
CHARLES,Zacharri	2	10	0	7
McQUEEN,Tahree	1	10	0	10

Kick returns	No.	Yds	TD	Long
MOORE,Larrone	2	47	0	25
TARPLEY,Travis	1	17	0	17

Tackles	UA-A	Total	Sacks
GABLE,Mike	5-2	7	0.0
GRANT,Avery	4-3	7	0.0
SUTTON,John	5-0	5	1.0
LIGON,Greg	4-1	5	0.0

Delaware

Rushing	No	Yds	TD	Lg	Avg
Hayes	14	59	0	11	4.2
Devlin	8	27	2	12	3.4
Jackson	9	24	1	7	2.7
Butler	1	8	0	8	8.0

Passing	Att-Cmp	Int	Yds	TD	Lng
Devlin	29-19	1	227	1	38

Receiving	No.	Yds	TD	Long
Schenauer	5	36	0	12
Duncan	4	39	0	12
Thaxton	3	45	0	21
Jones	3	29	1	17

Punting	No.	Avg	Long	I20
Wagner	6	39.3	50	0

Punt returns	No.	Yds	TD	Long
Jones	2	0	0	0

Kick returns	No.	Yds	TD	Long
Butler	2	78	0	56

Tackles	UA-A	Total	Sacks
Higginson	3-5	8	1.5
Morales	5-2	7	1.0
Makumbi	3-4	7	0.0
Graves	5-1	6	0.0



Delaware State 21, Hampton 6

Armstrong Stadium - Hampton, Va.

September 26, 2009 - 6:00 p.m.

DSU 1-2, 1-1 MEAC; HAM 2-2, 1-1 MEAC

Score by Quarters

	1	2	3	4	F
Delaware State	0	14	0	7	21
Hampton	0	0	6	0	6

Attendance: 4,632

Time: 2:45

First Quarter

None

Second Quarter

10:22 - DSU - GLAUD,Anthony 13 yd run,

(FLICKINGER,Riley kick), 15-80, 7:13,

(DSU 7, HAM 0)

00:04 - DSU - TOLIVER,Calvin 4 yd pass from

GLAUD,Anthony, (FLICKINGER,Riley kick), 12-72,

3:25, (DSU 14, HAM 0)

Third Quarter

07:46 - HAM - THOMAS,Isiah 52 yd pass from

BYNES,Herbert, (BLANCHARD,Jahma kick failed),

2-58, 1:03, (DSU 14, HAM 6)

Fourth Quarter

01:10 - DSU - AYANBIOLA,Olusegun 13 yd

interception return (FLICKINGER,Riley kick),

(DSU 21, HAM 6)

Team Statistics	DSU	HAM
FIRST DOWNS	16	17
RUSHES-YARDS (NET)	32-127	33-235
PASSING YDS (NET)	150	155
Passes Att-Comp-Int	31-20-0	29-13-3
TOTAL OFFENSE PLAYS-YARDS	63-277	62-390
Fumble Returns-Yards	0-0	0-0
Punt Returns-Yards	1-12	3-6
Kickoff Returns-Yards	2-38	4-24
Interception Returns-Yards	3-38	0-0
Punts (Number-Avg)	6-44.0	4-47.0
Fumbles-Lost	0-0	1-0
Penalties-Yards	7-74	14-141
Possession Time	30:15	29:45
Third-Down Conversions	6 of 14	5 of 16
Fourth-Down Conversions	1 of 1	1 of 2
Red-Zone Scores-Chances	2-3	0-2
Sacks By: Number-Yards	1-0	1-7

HAMPTON, Va. (September 26, 2009) --- Delaware State intercepted three passes and Tahree McQueen rushed for 102 yards to lead the Hornets to their first win of the season, 21-6, over Hampton in a Mid-Eastern Athletic Conference game at Armstrong Field Saturday evening. The Hornets won their second-straight at Hampton to improve to 1-2 overall and 1-1 in the MEAC. The Pirates fell to 2-2 and 1-1. Delaware State put the game out of reach with a touchdown on its third interception of the game. The Hornets led 14-6 when freshman defensive end Olusegun Ayanbiola picked off a deflected pass by Hampton's Herbert Bynes and returned it 13 yards with 1:10 left to play. The Hornets had three interceptions in a game for the first time since last season at Howard. Senior cornerback Greg Ligon picked off two passes for DSU, the first of his career. McQueen, a transfer from Cincinnati who was playing his third game with the Hornets, set a career-high in rushing yards. He entered the game in the first quarter after starting halfback Jason Randall left the game with a knee injury. After a scoreless first quarter, the Hornets drew first blood on a 15-play, 80-yard drive that consumed more than seven minutes. Quarterback Anthony Glaud capped off the drive with a 13-yard touchdown run with 10:22 left in the second quarter. The key plays in the drive were an eight-yard run by punter Nick Lochner to the DSU 46-yard line after he dropped the snap on a fourth down-and-seven, and a 24-yard pass from Glaud to Darius Jackson to the Hampton 13-yard line. The touchdown run was the second of the year for Glaud, and longest of his career. The extra point kick by Riley Flickinger gave the Hornets a 7-0 lead. Following the Delaware State touchdown drive, Hampton drove 81 yards to the Delaware State 15, but Jordan Stovall's 33-yard field goal attempt was blocked by Nail Muradymov, his second field goal block of the season. The Hornets stretched their lead to 14-0 on a four-yard touchdown pass from Glaud to tight end Calvin Toliver with four seconds left in the half. The touchdown was the first of Toliver's career. The teams combined for 401 yards of total offense in the first half. Delaware State collected 210 yards on 36 plays, while Hampton racked up 191 yards on 27 plays. Glaud completed 12-of-19 passes for 113 yards and touchdown, while Tahree McQueen rushed for 71 yards on 10 carries in the first 30 minutes for the Hornets. Hampton scored its only points of the game on a 52-yard touchdown pass from Bynes to Isiah Thomas to pull to within 14-6 with 7:46 left in the third quarter. The score came one play after Delaware State thought it recovered a Hampton fumble, but the play was nullified due to an inadvertent whistle. Hampton won the total yardage battle, 390-to-277. For the game, Glaud completed 20-of-31 passes for 150 yards and one touchdown. Avery Grant and Mike Gable led the Hornets with six tackles each.

Delaware State

Rushing	No	Yds	TD	Lg	Avg
McQUEEN,Tahree	21	102	0	18	4.9
GLAUD,Anthony	7	21	1	13	3.0
LOCHNER,Nick	1	8	0	8	8.0
RANDALL,Jason	1	5	0	5	5.0

Passing	Att-Cmp	Int	Yds	TD	Lng
GLAUD,Anthony	31-20	0	150	1	24

Receiving	No.	Yds	TD	Long
JONES,Erick	5	37	0	13
CHARLES,Zacharri	4	18	0	6
MOORE,Larrone	4	17	0	7
McQUEEN,Tahree	3	25	0	16

Punting	No.	Avg	Long	I20
LOCHNER,Nick	6	44.0	60	3

Punt returns	No.	Yds	TD	Long
CHARLES,Zacharri	1	12	0	12

Kick returns	No.	Yds	TD	Long
TARPLEY,Travis	2	38	0	26

Tackles	UA-A	Total	Sacks
GABLE,Mike	1-5	6	0.0
GRANT,Avery	1-5	6	0.0
SEWELL,Eric	3-2	5	0.0
HURST,Tyron	2-3	5	1.0

Hampton

Rushing	No	Yds	TD	Lg	Avg
COKER,LaMarcus	16	135	0	31	8.4
THOMAS,Isiah	1	55	0	55	55.0
McDANIEL,Damon	4	29	0	10	7.2
BYNES,Herbert	2	16	0	13	8.0

Passing	Att-Cmp	Int	Yds	TD	Lng
BYNES,Herbert	24-13	3	155	1	52
LEGREE,David	5-0	0	0	0	0

Receiving	No.	Yds	TD	Long
THOMAS,Isiah	4	67	1	52
McDANIEL,Damon	4	31	0	15
HICKS,Reginald	2	20	0	11
FRAZIER,Frankli	1	24	0	24

Punting	No.	Avg	Long	I20
BLANCHARD,J.	4	47.0	61	1

Punt returns	No.	Yds	TD	Long
McDANIEL,Damon	3	6	0	8

Kick returns	No.	Yds	TD	Long
COKER,LaMarcus	2	16	0	14
THOMAS,Isiah	1	0	0	0

Tackles	UA-A	Total	Sacks
ELLIS,Kendrick	4-5	9	1.0
FENNER,Jacobi	2-7	9	0.0
YOUNG,Charles	2-7	9	0.0
ROUNDTREE,B.	4-4	8	0.0

The Last Time...

Team

The Hornets scored at least	40 points	10/18/08	vs. North Carolina A&T (W 42-7)
	50 points	11/4/06	vs. Concord (W.Va.) (W, 62-0)
	60 points	11/4/06	vs. Concord (W.Va.) (W, 62-0)
	70 points	10/8/84	vs. Bowie State (W, 70-8)
The Hornets allowed at least	40 points	11/23/07	at Delaware (L, 7-44)
	50 points	9/17/05	at James Madison (L, 7-65)
	60 points	9/17/05	at James Madison (L, 7-65)
	70 points	11/8/80	vs. Portland State (L, 0-105)
The Hornets shut out an opponent		10/13/07	at North Carolina A&T (W, 27-0)
The Hornets were shut out		9/25/04	vs. Southern Illinois (L, 0-49)
The Hornets rushed for at least	300 yards	10/14/06	316 vs. North Carolina A&T (W, 37-21)
	400 yards	9/6/97	427 vs. Cheyney (W, 50-18)
	500 yards	10/2/93	507 vs. Bethune-Cookman (W, 55-26)
The Hornets rushed for less than	100 yards	9/5/09	86 at Florida A&M (L, 12-21)
The Hornets passed for at least	300 yards	11/11/00	339 vs. Norfolk State (W 31-28)
	400 yards	10/23/04	430 vs. Morgan State (L, 30-34)
	500 yards	N/A	
The Hornets gained at least	400 yards	10/18/08	423 vs. North Carolina A&T (W 42-7)
	500 yards	11/17/01	514 vs. Howard (W 43-31)
	600 yards	10/22/83	624 vs. Liberty
	700 yards	10/23/93	730 vs. Morgan State (W 42-7)

Opponent Passing

The Hornets allowed at least	300 yards	9/4/04	305 vs. Massachusetts (L, 0-51)
	400 yards	11/17/01	487 vs. Howard (W 43-31)
	500 yards	N/A	

Opponent Rushing

The Hornets allowed at least	300 yards	9/5/09	328 at Florida A&M (L, 12-21)
	400 yards	10/7/00	450 vs. Bethune-Cookman (L 20-41)
	500 yards	9/11/99	504 vs. Elon (L 28-51)

Opponent Total Yards

An opponent gained at least	400 yards	9/5/09	485 at Florida A&M (L, 12-21)
	500 yards	11/23/07	536 vs. Delaware (L 7-44)
	600 yards	10/03/98	624 vs. Florida A&M (L 14-15)

DSU Defense

The Hornets intercepted 3 passes in a game:	9/26/09	at Hampton (W, 21-6)
The Hornets intercepted 4 passes in a game:	11/4/06	vs. Concord (W 62-0)
The Hornets intercepted 5 passes in a game:	10/24/87	vs. Towson State (W 40-17)
Were intercepted 3 times:	10/25/08	at Morgan State (L, 3-20)
Were intercepted 4 times:	9/22/01	vs. Liberty (L 7-34)
Recorded a safety:	11/8/08	vs. Winston-Salem State (L, 17-18)

Individual

Scored 4 TDs in a game:	9/04/08 Vashon Winton vs. Florida A&M
Scored 5 TDs in a game:	11/04/00 Darnerien McCants vs. NC A&T
Scored 6 TDs in a game:	11/03/84 Gene Lake vs. Howard
Passed for 4 TDs in a game:	11/18/00 Rahsaan Matthews vs Howard
Passed for 5 TDs in a game:	9/23/00 Rahsaan Matthews vs Liberty
Passed for 6 TDs in a game:	11/04/00 Rahsaan Matthews vs NC A&T
Rushed for at least 100 yards in a game:	9/26/09 Tahree McQueen (102) at Hampton
Rushed for at least 200 yards in a game:	11/8/09 Kareem Jones (230) vs. Winston-Salem State
Rushed for at least 300 yards in a game:	11/10/84 Gene Lake (336) vs. Liberty
Two hornets rushed for at least 100 yards in a game:	10/11/08 Chris Strother (110) and Vashon Winton (102) vs. Bethune-Cookman
Three hornets rushed for at least 100 yards in a game:	10/23/93 Phil Anderson (136), Aaron Spears (133) and Wendell Watson (118) vs. Morgan State
Had at least 100 receiving yards:	10/04/07 Shaheer McBride (112) vs. Bethune-Cookman
Had at least 200 receiving yards:	9/09/06 Shaheer McBride (206) vs. Saint Francis
Two Hornets had at least 100 receiving yards:	10/28/00 Darnerien McCants (114) and Albert Horsey (104) vs. SC State
Had a 100-yard rusher and a 100-yard receiver in the same game:	10/22/05 Roy (139 rushing) and McBride (138 receiving) vs. Morgan State
Had two 100-yard rushers and a 200-yard receiver in the same game:	9/09/06 Emmanuel Marc (126 rushing), Lennox Norville (106 rushing) and Shaheer McBride (206 receiving) vs. Saint Francis
Had a 200-yard rusher and two 100-yard receivers in the same game:	10/28/00 Grayland King (225 rushing) Darnerien McCants (114 receiving) and Albert Horsey (104 receiving)
Had at least 10 receptions:	11/03/07 Shaheer McBride (10) vs. Winston-Salem State
Passed for at least 300 yards:	11/11/00 Rahsaan Matthew (339) vs. Norfolk State
Passed for at least 400 yards:	10/23/04 Bryan Botts (430) vs. Morgan State
Returned a kickoff for a TD:	10/13/07 Brandon Hudson (84) vs. NC A&T
Returned a punt for a TD:	11/04/06 Brandon Hudson vs. Concord (W.Va.)
Returned an interception for a TD:	9/26/09 Olusegun Ayanbiola (13) at Hampton
Returned a fumble for a TD:	11/23/07 Reggie McCoy (19) vs. Delaware
Returned a blocked punt for a TD:	11/17/01 Khary Darlinto (12) vs. Howard
Returned an opponent's 2-point attempt for a score:	11/17/01 James Spence vs. Howard
Returned an opponent's extra-point kick for a score:	10/25/03 James Spence vs. Morgan St.
Blocked an extra point attempt:	11/1/08 vs. South Carolina State
Blocked a punt:	9/08/07 Alimayo Wilder vs. Florida A&M
Blocked a field goal	9/26/09 Nail Muradymov at Hampton
Had 3 interceptions in a game:	9/27/03 James Trott vs Florida A&M
Had 4 interceptions in a game:	9/07/85 Betram Chew vs. NC A&T
Had at least 20 tackles in a game:	11/23/07 Russell Reeves (20) vs. Delaware
Had 5 sacks in a game:	11/09/91 Leroy Thompson vs. NC A&T

2009 Overall Statistics

Record: 1-2, 1-1 MEAC

(0-0 Home; 1-2 Away)

Date	Opponent	W/L	Score	ATT
*Sep 05	at Florida A&M	L	12-21	17209
Sep 19	at Delaware	L	17-27	20585
*Sep 26	at Hampton	W	21-6	4632

*-MEAC game

TEAM STATISTICS	DSU	OPP
SCORING	.50	54
Points Per Game	16.7	18.0
FIRST DOWNS	.51	62
Rushing	.20	34
Passing	.29	21
Penalty	.2	7
RUSHING YARDAGE	.348	679
Yards gained rushing	.400	739
Yards lost rushing	.52	60
Rushing Attempts	.95	113
Average Per Rush	.37	6.0
Average Per Game	.116.0	226.3
TDs Rushing	.3	6
PASSING YARDAGE	.546	539
Comp-Att-Int	60-103-1	47-80-4
Average Per Pass	.53	6.7
Average Per Catch	.91	11.5
Average Per Game	.182.0	179.7
TDs Passing	.2	2
TOTAL OFFENSE	.894	1218
Total Plays	.198	193
Average Per Play	.45	6.3
Average Per Game	.298.0	406.0
KICK RETURNS: #-Yards	11-221	9-176
PUNT RETURNS: #-Yards	5-32	10-63
INT RETURNS: #-Yards	4-109	1-0
KICK RETURN AVERAGE	.201	19.6
PUNT RETURN AVERAGE	.64	6.3
INT RETURN AVERAGE	.272	0.0
FUMBLES-LOST	.6-3	5-2
PENALTIES-Yards	.21-172	28-279
Average Per Game	.573	93.0
PUNTS-Yards	17-658	14-575
Average Per Punt	.387	41.1
Net punt average	.338	35.9
TIME OF POSSESSION/Game	29:45	30:15
3RD-DOWN Conversions	19/46	14/38
3rd-Down Pct	.41%	37%
4TH-DOWN Conversions	3/4	2/3
4th-Down Pct	.75%	67%
SACKS BY-Yards	5-26	5-28
MISC YARDS	.0	26
TOUCHDOWNS SCORED	.7	8
FIELD GOALS-ATTEMPTS	1-4	0-4
ON-SIDE KICKS	0-0	0-0
RED-ZONE SCORES	4-8 50%	6-11 55%
RED-ZONE TOUCHDOWNS	4-8 50%	6-11 55%
PAT-ATTEMPTS	5-6 83%	6-8 75%
ATTENDANCE	.0	42426
Games/Avg Per Game	0/0	3/14142
Neutral Site Games		0/0

SCORE BY QUARTERS	1st	2nd	3rd	4th	OT	Total
Delaware State	.3	20	0	27	0	50
Opponents	.7	14	20	13	0	54

DSU Among MEAC, NCAA Leaders

Team Rankings	Avg.	NCAA	MEAC
Rushing Offense	.116.00	85	8
Passing Offense	.182.00	65	2
Passing Efficiency	.107.29	87	6
Total Offense	.298.00	76	5
Scoring Offense	.16.67	93	5
Sacks Allowed	.1.67	50	5
Rushing Defense	.226.33	110	8
Pass Efficiency Defense	.113.65	65	7
Total Defense	.406.00	98	9
Scoring Defense	.18.00	27	3
Net Punting	.33.82	62	4
Punt Returns	.6.40	73	8
Kickoff Returns	.20.09	61	4
Turnover Margin	.0.67	35	4
Pass Defense	.179.67	44	8
Sacks	.1.33	84	8
Tackles For Loss	.3.33	117	9

Individual Rankings	Avg.	NCAA	MEAC
Olusegun Ayanbiola, Fr., DL			
Interceptions	.0.33	T-99	T-11
Andre Carroll, r-Jr., DL			
Sacks	.0.33	--	T-16
Tackles for Loss	1.00	--	T-15
Zach Charles, Sr., WR			
Rec./Game	.3.00	--	T-12
Rec. Yards/Game	.27.67	--	17
Riley Flickinger, r-Sr., PK			
Field Goals	.0.33	T-98	T-7
Mike Gable, r-Sr., LB			
Sacks	.0.33	--	T-16
Tackles	8.00	T-90	T-3
Anthony Glaud, r-Jr., QB			
Rushing	.19.00	--	25
Pass. Eff.	.107.25	83	7
Total Offense	.201.00	52	3
Scoring	4.00	--	T-12
Avery Grant, Sr., DB			
Sacks	.0.33	--	T-16
Tackles	.6.33	--	18
Tackles for Loss	.0.67	--	T-25
Darius Jackson, So., WR			
Rec./Game	.5.67	T-32	1
Rec. Yards/Game	.61.33	T-72	6
All-Purpose	.59.33	--	18
Erick Jones, r-Sr., WR			
Rec./Game	.3.33	--	9
Rec. Yards/Game	.22.67	--	21
Nick Lochner, Sr., P			
Punting	.39.71	53	4
Greg Ligon, r-Sr., DB			
Interceptions	.0.67	T-20	1
Tahree McQueen, r-So., RB			
Rushing	.45.67	--	8
Total Offense	.45.67	--	19
Larrone Moore, Jr., WR			
Rec./Game	4.00	T-99	7
Rec. Yards/Game	.37.67	--	11
All-Purpose	.53.67	--	21
Jason Randall, Jr., RB			
Rushing	.50.67	96	6
Total Offense	.50.67	--	17
All-Purpose	.65.67	--	15
Jerome Strums, r-Sr., DB			
Interceptions	.0.33	T-99	T-11
John Sutton, Jr., LB			
Sacks	.0.33	--	T-16
Travis Tarpley, r-Fr., WR			
Kickoff Returns	.22.60	T-63	4



2009 Individual Statistics

RUSHING	GP	Att	Gain	Loss	Net	Avg	TD	Long	Avg/G
RANDALL,Jason	3	37	162	10	152	4.1	1	31	50.7
McQUEEN,Tahree	3	28	141	4	137	4.9	0	18	45.7
GLAUD,Anthony	3	25	86	29	57	2.3	2	13	19.0
LOCHNER,Nick	3	1	8	0	8	8.0	0	8	2.7
JONES,Erick	3	1	3	0	3	3.0	0	3	1.0
TEAM	1	1	0	3	-3	-3.0	0	0	-3.0
JACKSON,Darius	3	2	0	6	-6	-3.0	0	0	-2.0
Total	3	95	400	52	348	3.7	3	31	116.0
Opponents	3	113	739	60	679	6.0	6	55	226.3

PASSING	G	Effic	Cmp-Att-Int	Pct	Yds	TD	Lng	Avg/G
GLAUD,Anthony	3	107.25	60-103-1	58.3	546	2	36	182.0
Total	3	107.25	60-103-1	58.3	546	2	36	182.0
Opponents	3	113.59	47-80-4	58.7	539	2	52	179.7

RECEIVING	G	No.	Yds	Avg	TD	Long	Avg/G
JACKSON,Darius	3	17	184	10.8	0	24	61.3
MOORE,Larrone	3	12	113	9.4	0	36	37.7
JONES,Erick	3	10	68	6.8	0	22	22.7
CHARLES,Zacharri	3	9	83	9.2	1	30	27.7
RANDALL,Jason	3	4	45	11.2	0	19	15.0
McQUEEN,Tahree	3	3	25	8.3	0	16	8.3
DIXON,Donnell	3	2	14	7.0	0	10	4.7
TARPLEY,Travis	3	1	6	6.0	0	6	2.0
TOLIVER,Calvin	3	1	4	4.0	1	4	1.3
WILSON,Justin	3	1	4	4.0	0	4	1.3
Total	3	60	546	9.1	2	36	182.0
Opponents	3	47	539	11.5	2	52	179.7

SCORING	TD	FGs	----- PATS -----						Points
			Kick	Rush	Rcv	Pass	DXP	Saf	
GLAUD,Anthony	2	0-0	0-0	0-0	0	0-1	0	0	12
FLICKINGER,Riley	0	1-4	5-6	0-0	0	0-0	0	0	8
AYANBIOLA,Olusegun	1	0-0	0-0	0-0	0	0-0	0	0	6
STRUMS,Jerome	1	0-0	0-0	0-0	0	0-0	0	0	6
CHARLES,Zacharri	1	0-0	0-0	0-0	0	0-0	0	0	6
TOLIVER,Calvin	1	0-0	0-0	0-0	0	0-0	0	0	6
RANDALL,Jason	1	0-0	0-0	0-0	0	0-0	0	0	6
Total	7	1-4	5-6	0-0	0	0-1	0	0	50
Opponents	8	0-4	6-8	0-0	0	0-0	0	0	54

PUNT RETURNS	No.	Yds	Avg	TD	Long
CHARLES,Zacharri	3	22	7.3	0	12
McQUEEN,Tahree	2	10	5.0	0	10
Total	5	32	6.4	0	12
Opponents	10	63	6.3	0	29

KICK RETURNS	No.	Yds	Avg	TD	Long
TARPLEY,Travis	5	113	22.6	0	33
MOORE,Larrone	3	48	16.0	0	25
McQUEEN,Tahree	2	51	25.5	0	26
HARRIS,Ahmad	1	9	9.0	0	9
Total	11	221	20.1	0	33
Opponents	9	176	19.6	0	56

INTERCEPTIONS	No.	Yds	Avg	TD	Long
LIGON,Greg	2	25	12.5	0	23
STRUMS,Jerome	1	71	71.0	1	71
AYANBIOLA,Olusegun	1	13	13.0	1	13
Total	4	109	27.2	2	71
Opponents	1	0	0.0	0	0

FUMBLE RETURNS	No.	Yds	Avg	TD	Long
None					
Total	0	0	0.0	0	0
Opponents	1	16	16.0	0	16

FIELD GOALS	FGM-FGA	Pct	01-19	20-29	30-39	40-49	50-99	Lg	Blk
FLICKINGER,Riley	1-4	25.0	0-0	0-0	0-2	1-2	0-0	42	2

FG SEQUENCE (Parenthesis indicates made)	DSU	Opp
Florida A&M	-	49,36
Delaware	(42),44,35	-
Hampton	39	38,33

KICKOFFS	No.	Yds	Avg	TB	OB	Retn	Net	YdLn
FLICKINGER,Riley	11	647	58.8	1	1			
Total	11	647	58.8	1	1	176	41.0	29
Opponents	11	668	60.7	0	0	221	40.6	29

PUNTING	No.	Yds	Avg	Long	TB	FC	I20	Blkd
LOCHNER,Nick	17	658	38.7	60	1	2	6	0
Total	17	658	38.7	60	1	2	6	0
Opponents	14	575	41.1	61	2	1	3	0

TOTAL OFFENSE	G	Plays	Rush	Pass	Total	Avg/G
GLAUD,Anthony	3	128	57	546	603	201.0
RANDALL,Jason	3	37	152	0	152	50.7
McQUEEN,Tahree	3	28	137	0	137	45.7
LOCHNER,Nick	3	1	8	0	8	2.7
JONES,Erick	3	1	3	0	3	1.0
TEAM	1	1	-3	0	-3	-3.0
JACKSON,Darius	3	2	-6	0	-6	-2.0
Total	3	198	348	546	894	298.0
Opponents	3	193	679	539	1218	406.0

ALL PURPOSE	G	Rush	Rec	PR	KOR	IR	Tot	Avg/G
McQUEEN,Tahree	3	137	25	10	51	0	223	74.3
RANDALL,Jason	3	152	45	0	0	0	197	65.7
JACKSON,Darius	3	-6	184	0	0	0	178	59.3
MOORE,Larrone	3	0	113	0	48	0	161	53.7
TARPLEY,Travis	3	0	6	0	113	0	119	39.7
CHARLES,Zacharri	3	0	83	22	0	0	105	35.0
JONES,Erick	3	3	68	0	0	0	71	23.7
STRUMS,Jerome	3	0	0	0	0	71	71	23.7
GLAUD,Anthony	3	57	0	0	0	0	57	19.0
LIGON,Greg	3	0	0	0	0	25	25	8.3
DIXON,Donnell	3	0	14	0	0	0	14	4.7
AYANBIOLA,Olusegun	3	0	0	0	0	13	13	4.3
HARRIS,Ahmad	3	0	0	0	9	0	9	3.0
LOCHNER,Nick	3	8	0	0	0	0	8	2.7
TOLIVER,Calvin	3	0	4	0	0	0	4	1.3
WILSON,Justin	3	0	4	0	0	0	4	1.3
TEAM	1	-3	0	0	0	0	-3	-3.0
Total	3	348	546	32	221	109	1256	418.7
Opponents	3	679	539	63	176	0	1457	485.7

2009 Individual Statistics

DEFENSIVE LEADERS	GP	-----Tackles-----			TFL/Yds	-Sacks-		-----Pass Def-----			-----Fumbles-----		Bkd Kick	Saf
		Solo	Ast	Total		No-Yards	Int-Yds	BrUp	QBH	Rcv-Yds	FF			
GABLE, Mike	3-3	12	12	24	1.0-7	1.0-7	
GRANT, Avery	3-3	10	9	19	2.0-11	1.0-7	.	1	
HARRIS, Ahmad	3-3	10	4	14	.	.	.	2	
LIGON, Greg	3-3	12	2	14	.	.	2-25	1	
DUNN, Fabian	3-3	7	6	13	1-0	.	.	.	
CAROLL, Andre	3-3	6	6	12	3.0-9	1.0-5	1	.	.	
STRUMS, Jerome	3-3	2	9	11	.	.	1-71	
MINER, Calvin	3-0	7	3	10	1.0-3	
ADJEI, Francis	3-3	7	3	10	.	.	.	2	
SEWELL, Eric	2-2	7	2	9	1	.	.	
MENDES, Joe	3-3	7	1	8	1.0-1	
HURST, Tyron	2-2	3	4	7	.	1.0-0	
SUTTON, John	3-1	7	.	7	1.0-7	1.0-7	
SPICER, Matt	3-0	2	2	4	
CONLEY, Bernard	3-0	2	2	4	
GREEN, Kevin	3-0	3	1	4	1-0	.	.	.	
TABB, Tavis	3-0	4	.	4	
HAYWOOD, Braheim	3-1	3	1	4	
HUNT, Keith	3-0	3	.	3	1.0-3	.	.	.	1	
FERGUSON, Quentin	3-0	1	2	3	
SPANN, Marquis	3-0	2	1	3	
ARPLEY, Travis	3-0	2	1	3	
AYANBIOLA, Olusegun	3-0	1	1	2	.	.	1-13	
REYNOLDS, Raphael	2-0	1	.	1	
LOCHNER, Nick	3-0	1	.	1	
BERNARD, Richard	2-0	1	.	1	
TOLIVER, Calvin	3-3	1	.	1	
MURADYMOV, Nail	3-3	2	.	
Total	3-0	124	72	196	10-41	5-26	4-109	6	1	2-0	2	2	.	
Opponents	3-0	117	92	209	20.0-64	5-28	1-0	13	6	3-16	3	2	.	

2009 Team Totals

DSU TOTALS

Game	DSU Rank		First Downs	Total Off	Rush	Pass	Pass	TD-FG-	Punts	PR	KOR	Poss	Fum	Sacks	Pen
	TSN/Coaches	Score	(R-P-Pn)	Plays/Yds	Att/Yds/TD	Yards/TD	A-C-I	Safety	No-Avg	No-yd-TD	No-Yd-TD	Time	No/Lost	By	No/Yds
Florida A&M	NR	12	15 (4-10-1)	58/274	26/86/1	188/1	32-17-0	2-0-0	7-38.9	1-0-0	4-85-0	24:32	3/2	2	5/45
Delaware	NR	17	20 (8-11-1)	77/343	37/135/1	208/0	40-23-1	2-1-0	4-30.5	3-20-0	4-235-0	34:29	3/1	2	9/53
Hampton	NR	21	16 (8-8-0)	63/277	32/127/1	150/1	31-20-0	3-0-0	6-44.0	1-12-0	2-38-0	30:15	0/0	1	7/74

OPP TOTALS

Game	Opp Rank		First Downs	Total Off	Rush	Pass	Pass	TD-FG-	Punts	PR	KOR	Poss	Fum	Sacks	Pen
	TSN/Coaches	Score	(R-P-Pn)	Plays/Yds	Att/Yds/TD	Yards/TD	A-C-I	Safety	No-Avg	No-yd-TD	No-Yd-TD	Time	No/Lost	By	No/Yds
Florida A&M	NR	21	24 (16-6-2)	69/485	47/328/3	157/0	22-15-0	3-0-0	4-37.9	5-57-0	3-74-0	35:28	4/2	1	10/98
Delaware	NR	27	21 (8-10-3)	62/343	33/116/3	227/1	29-19-1	4-0-0	6-39.3	2-0-0	2-78-0	25:31	0/0	3	4/40
Hampton	NR	6	17 (10-5-2)	62/390	33/235/0	155/1	29-13-3	1-0-0	4-47.0	3-6-0	4-24-0	29:45	1/0	1	14/141

Individual Superlatives

Rushes	21	McQUEEN,Tahree at Hampton (Sep 26, 2009)
Yards Rushing	102	McQUEEN,Tahree at Hampton (Sep 26, 2009)
TD Rushes	1	RANDALL,Jason at Florida A&M (Sep 05, 2009) GLAUD,Anthony at Delaware (Sep 19, 2009) GLAUD,Anthony at Hampton (Sep 26, 2009)
Long Rush	31	RANDALL,Jason at Delaware (Sep 19, 2009)
Pass attempts	40	GLAUD,Anthony at Delaware (Sep 19, 2009)
Pass completions	23	GLAUD,Anthony at Delaware (Sep 19, 2009)
Yards Passing	208	GLAUD,Anthony at Delaware (Sep 19, 2009)
TD Passes	1	GLAUD,Anthony at Florida A&M (Sep 05, 2009) GLAUD,Anthony at Hampton (Sep 26, 2009)
Long Pass	36	GLAUD,Anthony at Florida A&M (Sep 05, 2009)
Receptions	8	JACKSON,Darius at Delaware (Sep 19, 2009)
Yards Receiving	81	JACKSON,Darius at Delaware (Sep 19, 2009)
TD Receptions	1	CHARLES,Zacharri at Florida A&M (Sep 05, 2009) TOLIVER,Calvin at Hampton (Sep 26, 2009)
Long Reception	36	MOORE,Larrone at Florida A&M (Sep 05, 2009)
Field Goals	1	FLICKINGER,Riley at Delaware (Sep 19, 2009)
Long Field Goal	42	FLICKINGER,Riley at Delaware (Sep 19, 2009)
Punts	7	LOCHNER,Nick at Florida A&M (Sep 05, 2009)
Punting Avg	44.0	LOCHNER,Nick at Hampton (Sep 26, 2009)
Long Punt	60	LOCHNER,Nick at Hampton (Sep 26, 2009)
Long Punt Return	12	CHARLES,Zacharri at Hampton (Sep 26, 2009)
Long Kickoff Return	33	TARPLEY,Travis at Florida A&M (Sep 05, 2009)
Tackles	11	GABLE,Mike at Florida A&M (Sep 05, 2009)
Sacks	1.0	GABLE,Mike at Florida A&M (Sep 05, 2009) GRANT,Avery at Florida A&M (Sep 05, 2009) SUTTON,John at Delaware (Sep 19, 2009) CAROLL,Andre at Delaware (Sep 19, 2009) HURST,Tyron at Hampton (Sep 26, 2009)
Tackles For Loss	2.0	GRANT,Avery at Florida A&M (Sep 05, 2009)
Interceptions	2	LIGON,Greg at Hampton (Sep 26, 2009)

Team Superlatives

Rushes	37	at Delaware (Sep 19, 2009)
Yards Rushing	135	at Delaware (Sep 19, 2009)
Yards Per Rush	4.0	at Hampton (Sep 26, 2009)
TD Rushes	1	at Florida A&M (Sep 05, 2009) at Delaware (Sep 19, 2009) at Hampton (Sep 26, 2009)
Pass attempts	40	at Delaware (Sep 19, 2009)
Pass completions	23	at Delaware (Sep 19, 2009)
Yards Passing	208	at Delaware (Sep 19, 2009)
Yards Per Pass	5.9	at Florida A&M (Sep 05, 2009)
TD Passes	1	at Florida A&M (Sep 05, 2009) at Hampton (Sep 26, 2009)
Total Plays	77	at Delaware (Sep 19, 2009)
Total Offense	343	at Delaware (Sep 19, 2009)
Yards Per Play	4.7	at Florida A&M (Sep 05, 2009)
Points	21	at Hampton (Sep 26, 2009)
Sacks By	2	at Florida A&M (Sep 05, 2009) at Delaware (Sep 19, 2009)
First Downs	20	at Delaware (Sep 19, 2009)
Penalties	9	at Delaware (Sep 19, 2009)
Penalty Yards	74	at Hampton (Sep 26, 2009)
Turnovers	2	at Florida A&M (Sep 05, 2009) at Delaware (Sep 19, 2009)
Interceptions By	3	at Hampton (Sep 26, 2009)

2009 Game-by-Game Statistics

Total Tackles	UA-A	TOT	FAMU	UD	HAM	BCU	UM	MSU	SCSU	WSSU	NSU	HOW
GABLE,M. LB	12-12	24	6-5	5-2	1-5							
GRANT,A. S	10-9	19	5-1	4-3	1-5							
HARRIS,A. LB	10-4	14	6-2	1-1	3-1							
LIGON,G. CB	12-2	14	6-0	4-1	2-1							
DUNN,F. DE	7-6	13	3-4	3-1	1-1							
CAROLL,A. DT	6-6	12	2-2	3-2	1-2							
STRUMS,J. S	2-9	11	1-4	0-3	1-2							
MINER,C. S	7-3	10	4-0	2-1	1-2							
ADJEI,F. CB	7-3	10	2-1	3-2	2-0							
SEWELL,E. LB	7-2	9	4-0	DNP	3-2							
MENDES,J. DE	7-1	8	1-0	2-1	4-0							
HURST,T. DT	3-4	7	DNP	1-1	2-3							
SUTTON,J. LB	7-0	7	-	5-0	2-0							
CONLEY,B. CB	2-2	4	1-0	1-0	0-2							
GREEN,K. LB	3-1	4	1-1	2-0	-							
SPICER,M. CB	2-2	4	-	2-0	0-2							
HAYWOOD,B. DE	3-1	4	2-0	1-0	0-1							
TABB,T. S	4-0	4	2-0	-	2-0							
FERGUSON,Q. S	1-2	3	0-1	1-0	0-1							
SPANN,M. LB	2-1	3	2-0	-	0-1							
HUNT,K. LB	3-0	3	2-0	-	1-0							
TARPLEY,T.	2-1	3	1-1	-	1-0							
AYANBIOLA,O. DE	1-1	2	1-0	-	0-1							
TOLIVER,C.	1-0	1	-	1-0	-							
BERNARD,R.	1-0	1	DNP	-	1-0							
REYNOLDS,R.	1-0	1	1-0	DNP	-							
LOCHNER,N.	1-0	1	-	-	1-0							
Sacks	UA-A	TOT	FAMU	UD	HAM	BCU	UM	MSU	SCSU	WSSU	NSU	HOW
GABLE,M. LB	1-0	1.0	1.0-7	-	-							
SUTTON,J. LB	1-0	1.0	-	1.0-7	-							
GRANT,A. S	1-0	1.0	1.0-7	-	-							
HURST,T. DT	1-0	1.0	DNP	-	1.0-0							
CAROLL,A. DT	1-0	1.0	-	1.0-5	-							
Tackles For Loss	UA-A	TOT	FAMU	UD	HAM	BCU	UM	MSU	SCSU	WSSU	NSU	HOW
CAROLL,A. DT	3-0	3.0	1.0-1	1.0-5	1.0-3							
GRANT,A. S	2-0	2.0	2.0-11	-	-							
HUNT,K. LB	1-0	1.0	-	-	1.0-3							
MENDES,J. DE	1-0	1.0	-	-	1.0-1							
SUTTON,J. LB	1-0	1.0	-	1.0-7	-							
MINER,C. S	1-0	1.0	1.0-3	-	-							
GABLE,M. LB	1-0	1.0	1.0-7	-	-							

2009 Game-by-Game Statistics

Fumbles	No-Lost	FAMU	UD	HAM	BCU	UM	MSU	SCSU	WSSU	NSU	HOW
RANDALL, J. RB	.2-2	1-1	1-1	-							
GLAUD, A. QB	.1-0	-	1-0	-							
CHARLES, Z. WR	.1-0	-	1-0	-							
McQUEEN, T. RB	.1-0	1-0	-	-							
JACKSON, D. WR	.1-1	1-1	-	-							

Fumbles Forced	No.	FAMU	UD	HAM	BCU	UM	MSU	SCSU	WSSU	NSU	HOW
SEWELL, E.	.1	1	DNP	-							
CAROLL, A.	.1	1	-	-							

Fumbles Recovered	No.	FAMU	UD	HAM	BCU	UM	MSU	SCSU	WSSU	NSU	HOW
GREEN, K.	.1	1	-	-							
DUNN, F.	.1	1	-	-							

All-Purpose Yards	TOTAL	FAMU	UD	HAM	BCU	UM	MSU	SCSU	WSSU	NSU	HOW
McQUEEN, T.	.223	36	60	127							
RANDALL, J.	.197	61	118	18							
JACKSON, D.	.178	67	81	30							
MOORE, L.	.161	52	92	17							
TARPLEY, T.	.119	64	17	38							
CHARLES, Z.	.105	30	45	30							
JONES, E.	.71	16	18	37							
STRUMS, J.	.71	-	71	-							
GLAUD, A.	.57	19	17	21							
LIGON, G.	.25	-	-	25							
DIXON, D.	.14	10	4	-							
AYANBIOLA, O.	.13	-	-	13							
HARRIS, A.	.9	-	9	-							
LOCHNER, N.	.8	-	-	8							
WILSON, J.	.4	4	-	-							
TOLIVER, C.	.4	-	-	4							
TEAM	.-3	-	-	-3							

2009 Game-by-Game Statistics

OFFENSE	--RUSHING--				--RECEIVING--				-----PASSING-----				--KICK RET--				--PUNT RET--				tot off
	No.	Yds	TD	Lg	No.	Yds	TD	Lg	C-A-I	Yds	TD	Lg	No	Yds	TD	Lg	No	Yds	TD	Lg	
DELAWARE STATE	26	86	1	12	17	188	1	36	17-32-0	188	1	36	4	85	0	33	1	0	0	0	274
Florida A&M	47	328	3	47	15	157	0	31	15-22-0	157	0	31	3	74	0	31	5	57	0	29	485
DELAWARE STATE	37	135	1	31	23	208	0	23	23-40-1	208	0	23	5	98	0	25	3	20	0	10	343
Delaware	33	116	3	12	19	227	1	38	19-29-1	227	1	38	2	78	0	56	2	0	0	0	343
DELAWARE STATE	32	127	1	18	20	150	1	24	20-31-0	150	1	24	2	38	0	26	1	12	0	12	277
Hampton	33	235	0	55	13	155	1	52	13-29-3	155	1	52	4	24	0	14	3	6	0	8	390
Totals	95	348	3	31	60	546	2	36	60-103-1	546	2	36	11	221	0	33	5	32	0	12	894
Opponent	113	679	6	55	47	539	2	52	47-80-4	539	2	52	9	176	0	56	10	63	0	29	1218

DEFENSE	-----TACKLES-----				--SACKS--		--FUMBLE--		Pass Blkd			--Kicks--XPTS--					Pts
	Solo	Ast	Total	TFL-Yds	No-Yds	FF	FR-Yds	Int-Yds	QBH	Brk	Kick	Att-Mad	Run	Rcv	Saf		
DELAWARE STATE	53	22	75	5.0-22	2.0-14	2	2-0	0-0	1	1	1	1-0	0	0	0	12	
Florida A&M	36	16	52	4.0-6	1.0-2	1	2-0	0-0	0	6	0	3-3	0	0	0	21	
DELAWARE STATE	41	18	59	2.0-12	2.0-12	0	0-0	1-71	0	1	0	2-2	0	0	0	17	
Delaware	51	30	81	9.0-39	3.0-19	2	1-16	1-0	0	3	1	4-3	0	0	0	27	
DELAWARE STATE	30	32	62	3.0-7	1.0-0	0	0-0	3-38	0	4	1	3-3	0	0	0	21	
Hampton	30	46	76	7.0-19	1.0-7	0	0-0	0-0	6	4	1	1-0	0	0	0	6	
Totals	124	72	196	10.0-41	5.0-26	2	2-0	4-109	1	6	2	6-5	0	0	0	50	
Opponent	117	92	209	20.0-64	5.0-28	3	3-16	1-0	6	13	2	8-6	0	0	0	54	

SPECIALTY	-----PUNTING-----									--FIELD GOALS--			-----KICKOFFS-----				
	No	Yds	Avg	Long	Blkd	TB	FC	50+	I20	Att-Made	Lg	Blkd	No	Yds	Avg	TB	OB
DELAWARE STATE	7	272	38.9	51	0	0	0	1	2	0-0	0	0	3	194	64.7	0	0
Florida A&M	4	151	37.8	52	0	0	0	1	2	2-0	0	1	4	252	63.0	0	0
DELAWARE STATE	4	122	30.5	49	0	0	0	0	1	3-1	42	1	4	235	58.8	1	1
Delaware	6	236	39.3	50	0	1	0	1	0	0-0	0	0	5	293	58.6	0	0
DELAWARE STATE	6	264	44.0	60	0	1	2	2	3	1-0	0	1	4	218	54.5	0	0
Hampton	4	188	47.0	61	0	1	1	1	1	2-0	0	1	2	123	61.5	0	0
Totals	17	658	38.7	60	0	1	2	3	6	4-1	42	2	11	647	58.8	1	1
Opponent	14	575	41.1	61	0	2	1	3	3	4-0	0	2	11	668	60.7	0	0

Delaware State Scoring Drives

Opponent	Qtr	Score	Scoring Play	Length	Plays	Yards	Time	--- Cumulative Total for 2009 ---					
								3:00 or less	2:00 or less	1:00 or less	80 yards or more	10 plays or more	5 plays or less
Florida A&M	2	Touchdown	Charles from Glaud	30-yard pass	7	86	3:22	-	-	-	1	-	-
	4	Touchdown	Jason Randall	4-yard rush	7	54	2:09	1	-	-	-	-	-
Delaware	1	Field Goal	Riley Flickinger	42-yard FG	8	45	2:31	2	-	-	-	-	-
	4	Touchdown	Jerome Strums	71-yard INT	-	-	-	3	1	1	-	-	1
Hampton	4	Touchdown	Anthony Glaud	1-yard run	10	74	2:58	4	-	-	-	-	1
	2	Touchdown	Anthony Glaud	13-yard run	15	80	7:13	-	-	-	1	2	-
	2	Touchdown	Toliver from Glaud	4-yard pass	12	72	3:25	-	-	-	-	-	3
	4	Touchdown	Olusegun Ayanbiola	13-yard INT	-	-	-	5	2	2	-	-	2

Opponent Scoring Drives

Opponent	Qtr	Score	Scoring Play	Length	Plays	Yards	Time	--- Cumulative Total for 2009 ---					
								3:00 or less	2:00 or less	1:00 or less	80 yards or more	10 plays or more	5 plays or less
Florida A&M	2	Touchdown	Mykel Benson	1-yard rush	9	69	4:42	-	-	-	-	-	-
	2	Touchdown	Lonvontae Page	6-yard rush	6	59	3:04	-	-	-	-	-	-
Delaware	3	Touchdown	Curtis Pulley	47-yard rush	4	65	2:00	1	1	-	-	-	1
	1	Touchdown	Pat Devlin	1-yard run	15	63	5:42	-	-	-	-	-	1
Hampton	3	Touchdown	Pat Devlin	1-yard run	4	70	1:28	2	2	-	-	-	2
	3	Touchdown	Jones from Devlin	17-yard pass	6	59	2:35	3	-	-	-	-	-
	4	Touchdown	Leon Jackson	3-yard run	3	23	1:12	4	3	-	-	-	3
	3	Touchdown	Thomas from Bynes	52-yard pass	2	58	1:03	5	4	-	-	-	4

Drive Engineering

	Quarterback	Drives		Missed							End Half	End Game	Pts.	Points/ Drive	
		Started	TD	FG	FG	Punt	Int.	Fumble	Downs	Safety					
9/5 at Florida A&M	Glaud	11	2	0	0	7	0	2	0	0	0	0	0	12	1.09
9/19 at Delaware	Glaud	11	1	1	2	4	1	1	1	0	0	0	10	0.91	
9/26 at Hampton	Glaud	10	2	0	1	6	0	0	0	0	0	1	14	1.40	
Season Totals	Glaud	32	5	1	3	17	1	3	1	0	0	1	36	1.12	

Inside the 20

	Delaware State TDs (4-of-8, 50.0%)	Opponents (6-fo-11, 54.5%)
9/5 at Florida A&M	TD, Fumble	TD, Missed FG, TD, End of Game
9/19 at Delaware	INT, Missed FG, TD	TD, End of Half, TD, TD, TD
9/26 at Hampton	TD, TD, Missed FG	Missed FG, Missed FG

Goal-To-Go Situations

	Delaware State TDs (3-of-3, 100%)	Opponents (4-of-5, 80.0%)
9/5 at Florida A&M	TD, TD	TD
9/19 at Delaware	TD	TD, End of Half, TD, TD
9/26 at Hampton	TD	-

Turnover Margin

	Turnovers				Takeaways			Points	Game Net	Season Total
	Fum	Int	Total	Point	Fum	Int	Total			
9/5 at Florida A&M	2	0	2	7	2	0	2	6	E	E
9/19 at Delaware	1	1	2	7	0	1	1	7	-1	-1
9/26 at Hampton	0	0	0	0	0	3	3	7	+3	+2
Totals	3	1	4	14	2	4	6	20		

3rd-Down Conversions

Delaware State

Overall - 19-of-46 (41.3%)

Opponent	Overall	1st Qtr	2nd Qtr	3rd Qtr	4th Qtr	OT
Florida A&M	5-13 (38.5)	1-3 (33.3)	2-3 (66.7)	1-3 (33.3)	1-4 (25.0)	--
Delaware	8-19 (42.1)	2-5 (40.0)	0-4 (0.0)	3-5 (60.0)	3-5 (60.0)	--
Hampton	6-14 (42.9)	1-3 (33.3)	3-3 (100.0)	2-5 (40.0)	0-3 (0.0)	--
Totals	19-46 (41.3)	4-11 (36.4)	5-10 (50.0)	6-13 (46.2)	4-12 (33.3)	--
Opponents	14-38 (36.8)	6-13 (46.2)	4-10 (40.0)	3-7 (42.9)	1-8 (12.5)	--

4th-Down Conversions

Delaware State

Overall - 3-of-4 (75.0%)

Opponent	Overall	1st Qtr	2nd Qtr	3rd Qtr	4th Qtr	OT
Florida A&M	1-1 (100.0)	0-0 (0.0)	0-0 (0.0)	0-0 (0.0)	1-1 (100.0)	--
Delaware	1-2 (50.0)	0-0 (0.0)	0-0 (0.0)	0-1 (0.0)	1-1 (100.0)	--
Hampton	1-1 (100.0)	0-0 (0.0)	1-1 (100.0)	0-0 (0.0)	0-0 (0.0)	--
Totals	3-4 (75.0)	0-0 (0.0)	1-1 (100.0)	0-1 (0.0)	2-2 (100.0)	--
Opponents	2-3 (66.7)	1-1 (100.0)	1-1 (100.0)	0-0 (0.0)	0-1 (0.0)	--

Time of Possession Breakdown

Delaware State		Total	Opponents	
88:16		90:44		
(29:45)		Avg	(30:14)	
18:04	1st Qtr	26:56		
(6:01)		Avg	(8:58)	
21:44	2nd Qtr	23:16		
(7:14)		Avg	(7:45)	
27:00	3rd Qtr	18:00		
(9:00)		Avg	(6:00)	
22:28	4th Qtr	22:32		
(7:29)		Avg	(7:30)	

Season-High TOP (Game) - 34:29 (at Delaware - Sept. 19)

Season-High TOP (Quarter) - 10:12 (at Delaware - Sept. 19 - 3rd Qtr)

Season-Low TOP (Game) - 24:32 (at Florida A&M - Sept. 5)

Season-Low TOP (Quarter) - 4:37 (at Florida A&M - Sept. 5 - 1st Qtr)

Scoring Breakdown

Total Touchdowns - 7 (3 rushing, 2 passing, 2 returns)

	Rushing	Passing
On 1st Down	2	1
On 2nd Down	1	1
On 2nd and short (4-yds-or-less)	1	0
On 2nd and long (10-yds-or-more)	0	0
On 3rd Down	0	0
On 3rd and short (2-yards-or-less)	0	0
On 3rd and long (7-yards-or-more)	0	0
On 4th Down	0	0
On 4th and inches	0	0
On 4th and long (4-yds-or-more)	0	0
Returns	KR	PR
	0	0
		INT
		2
		FR
		0

Plays of 20 Yards or More

Delaware State

No.	Opponent	Player(s)	Play	Down/Dist.	Yds.
1	Florida A&M	Glaud to Moore	Pass	2nd & 7	36
2	Florida A&M	Glaud to Charles	Pass	1st & 15	*30
3	Florida A&M	Tahree McQueen	KR	--	26
4	Florida A&M	Travis Tarpley	KR	--	33
5	Florida A&M	Travis Tarpley	KR	--	25
6	Delaware	Larrone Moore	KR	--	22
7	Delaware	Larrone Moore	KR	--	25
8	Delaware	Jason Randall	Run	1st & 10	31
9	Delaware	Glaud to Charles	Pass	1st & 20	22
10	Delaware	Glaud to Jackson	Pass	3rd & 7	21
11	Delaware	Tahree McQueen	KR	--	25
12	Delaware	Glaud to Jackson	Pass	3rd & 5	23
13	Delaware	Jerome Strums	INT	--	*71
14	Delaware	Glaud to E.Jones	Pass	1st & 10	22
15	Hampton	Glaud to Jackson	Pass	3rd & 17	24
16	Hampton	Travis Tarpley	KR	--	26
17	Hampton	Greg Ligon	INT	--	23

20-Yard Plus Players

	No.	TD	Rush	Pass	KR	PR	IR	FR
Larrone Moore	3	0	0	1	2	0	0	0
Darius Jackson	3	0	0	3	0	0	0	0
Travis Tarpley	3	0	0	0	3	0	0	0
Zach Charles	2	1	0	2	0	0	0	0
Tahree McQueen	2	0	0	0	2	0	0	0
Greg Ligon	1	0	0	0	0	0	1	0
Jerome Strums	1	0	0	0	0	0	1	0
Jason Randall	1	0	1	0	0	0	0	0
Erick Jones	1	0	0	1	0	0	0	0
Total	17	2	1	7	7	0	2	0

Opponents

No.	Opponent	Player(s)	Play	Down/Dist.	Yds.
1	Florida A&M	LeRoy Vann	KR	--	31
2	Florida A&M	Pulley to West	Pass	2nd & 4	31
3	Florida A&M	LeRoy Vann	KR	--	26
4	Florida A&M	Curtis Pulley	Run	2nd & 5	36
5	Florida A&M	Pulley to Page	Pass	2nd & 1	21
6	Florida A&M	Pullry to West	Pass	2nd & 5	25
7	Florida A&M	Curtis Pulley	Run	1st & 15	*47
8	Florida A&M	LeRoy Vann	KR	--	29
9	Florida A&M	Curtis Pulley	Run	1st & 10	21
10	Delaware	Devlin to Thaxton	Pass	1st & 10	21
11	Delaware	Jerry Butler	KR	--	22
12	Delaware	Devlin to Crosby	Pass	1st & 10	38
13	Delaware	Jerry Butler	KR	--	56
14	Hampton	Bynes to Fazier	Pass	1st & 10	24
15	Hampton	LaMarcus Coker	Run	1st & 10	31
16	Hampton	Isiah Thomas	Run	4th & 10	55
17	Hampton	Bynes to Thomas	Pass	2nd & 4	*52
18	Hampton	LaMarcus Coker	Run	1st & 10	30

*-Touchdown

Delaware State Punt-by-Punt

Nick Lochner

Opponent	Qtr	From	To	YDS	Return	NET	FP
Florida A&M	1	DSU49	FAMU3	48	18	30	FAMU21
Florida A&M	2	DSU34	FAMU28	38	3	35	FAMU31
Florida A&M	2	DSU46	FAMU16	38	5	33	FAMU21
Florida A&M	3	FAMU42	FAMU8	34	OB	34	FAMU8
Florida A&M	3	DSU26	FAMU47	27	OB	27	FAMU47
Florida A&M	4	DSU49	FAMU15	36	2	34	FAMU17
Florida A&M	4	DSU42	FAMU7	51	29	22	FAMU36
Delaware	1	DSU27	UD37	36	Downed	36	UD37
Delaware	2	DSU34	UD31	35	0	35	UD21*
Delaware	2	DSU36	UD15	49	0	49	UD15
Delaware	2	UD44	UD42	2	OB	2	UD42
Hampton	1	HAM46	HAM16	30	FC	30	HAM16
Hampton	3	DSU50	HAM17	33	8	21	HAM25
Hampton	3	DSU16	HAM42	42	FC	42	HAM42
Hampton	3	DSU49	HAM10	41	-4	45	HAM6
Hampton	4	DSU23	HAM17	60	2	58	HAM9*
Hampton	4	DSU42	HAM0	58	TB	38	HAM20

*-holding penalty on the return

Results of Turnovers

Delaware State

Opponent	Turnover (Player)	Defender	Led to	Pts.
Florida A&M	Fumble (Page)	Dunn	Touchdown	6
Florida A&M	Fumble (Page)	Caroll	Fumble	0
Delaware	Interception (Devlin)	Strums	Touchdown	7
Hampton	Interception (Bynes)	Ligon	Punt	0
Hampton	Interception (Bynes)	Ligon	Missed FG	0
Hampton	Interception (Bynes)	Ayanbiola	Touchdown	7

Opponent

Team	Turnover (Player)	Defender	Led to	Pts.
Florida A&M	Fumble (Jackson)	Hall	Touchdown	7
Florida A&M	Fumble (Randall)	Parker	End of Game	0
Delaware	Interception (Glaud)	Bratton	Punt	0
Delaware	Fumble (Randall)	Haynes	Touchdown	7

Delaware State's four turnovers have led to 14 opponent points.
Opponents' six turnovers have led to 20 DSU points.

Possessions

Delaware State

Opponent	No.	TD	FG	FGA	Punt	TO	Clock	Downs	3&Out	Pts	PPP
Florida A&M	11	2	0	0	7	2	0	0	3	12	1.09
Delaware	12	2	1	3	4	2	0	1	3	17	1.42
Hampton	11	3	0	1	6	0	1	0	1	21	1.91
Totals	34	7	1	4	17	4	1	1	7	50	1.47

Opponent

Team	No.	TD	FG	FGA	Punt	TO	Clock	Downs	3&Out	Pts	PPP
Florida A&M	12	3	0	1	4	2	2	0	1	21	1.75
Delaware	13	4	0	0	6	1	2	0	5	27	2.08
Hampton	11	1	0	2	4	3	1	0	3	6	0.55
Totals	36	8	0	3	14	6	4	0	9	54	1.50

2009 Game-by-Game Statistics

Participation	G-GS	FAMU	UD	HAM	BCU	UM	MSU	SCSU	WSSU	NSU	HOW
36	ADJEI,F.	3/3	START	START	START						
91	AYANBIOLA,O.	3/-	XXX	XXX	XXX						
49	BERNARD,R.	2/-	...	XXX	XXX						
17	BROWN,M.	2/-	...	XXX	XXX						
99	CAROLL,A.	3/3	START	START	START						
5	CHARLES,Z.	3/3	START	START	START						
25	CONLEY,B.	3/-	XXX	XXX	XXX						
13	DIXON,D.	3/-	XXX	XXX	XXX						
92	DUNN,F.	3/3	START	START	START						
31	FERGUSON,Q.	3/-	XXX	XXX	XXX						
42	FLICKINGER,R.	3/-	XXX	XXX	XXX						
58	FORTES,Q	2/-	XXX	...	XXX						
20	GABLE,M.	3/3	START	START	START						
8	GLAUD,A.	3/3	START	START	START						
21	GRANT,A.	3/3	START	START	START						
2	GREEN,K.	3/-	XXX	XXX	XXX						
50	HARRIS,A.	3/3	START	START	START						
55	HAYWOOD,B.	3/1	START	XXX	XXX						
47	HEADLEY,F.	1/-	...	XXX	...						
73	HICKS,D.	3/3	START	START	START						
33	HINTON,H.	3/-	XXX	XXX	XXX						
44	HUNT,K.	3/-	XXX	XXX	XXX						
95	HURST,T.	2/2	...	START	START						
1	JACKSON,D.	3/3	START	START	START						
86	JOHNSON,K.	2/-	XXX	...	XXX						
88	JONES,E.	3/-	XXX	XXX	XXX						
45	JONES,J.	1/-	...	XXX	...						
64	KEMP,K.	3/3	START	START	START						
81	LANGDON,R.	3/-	XXX	XXX	XXX						
24	LIGON,G.	3/3	START	START	START						
14	LOCHNER,N.	3/-	XXX	XXX	XXX						
67	MALONEY,M.	3/3	START	START	START						
32	McQUEEN,T.	3/-	XXX	XXX	XXX						
56	MENDES,J.	3/3	START	START	START						
4	MINER,C.	3/-	XXX	XXX	XXX						
3	MOORE,L.	3/3	START	START	START						
78	MURADYMOV,N.	3/3	START	START	START						
6	PALMER,E.	1/-	XXX						
87	PICKETT,N.	3/-	XXX	XXX	XXX						
23	RANDALL,J.	3/3	START	START	START						
7	REYNOLDS,R.	2/-	XXX	...	XXX						
52	RICHARDSON,A.	3/-	XXX	XXX	XXX						
68	RICHMOND,N.	3/3	START	START	START						
54	ROBINSON,E.	1/-	XXX						
40	SEWELL,E.	2/2	START	...	START						
26	SPANN,M.	3/-	XXX	XXX	XXX						
38	SPICER,M.	3/-	XXX	XXX	XXX						
79	STEINBACHER,S.	2/-	XXX	XXX	...						
29	STRUMS,J.	3/3	START	START	START						
35	SUTTON,J.	3/1	XXX	START	XXX						
10	TABB,T.	3/-	XXX	XXX	XXX						
15	TARPLEY,T.	3/-	XXX	XXX	XXX						
74	THREADGILL,T.	1/-	XXX						
85	TOLIVER,C.	3/3	START	START	START						
84	WILSON,J.	3/-	XXX	XXX	XXX						

2009 DSU Numerical Roster

NO	NAME	POS	HT	WT	CL	HOMETOWN/PREVIOUS SCHOOL	NO	NAME	POS	HT	WT	CL	HOMETOWN/PREVIOUS SCHOOL
1	Darius Jackson	WR	5-10	170	SO	Quincy, Fla. / East Gadsen HS	50	Ahmad Harris	LB	6-0	225	SR	Cypress, Texas / West Hill (Calf.) JC
2	Kevin Green	LB	6-2	240	r-JR	North Chicago, Ill. / Purdue	51	Stephen Holness	LB	6-0	245	FR	Brooklyn, N.Y./Milford Academy
3	Larrone Moore	WR	6-0	185	JR	Hyattsville, Md. / Northwestern HS	52	Aaron Richardson	LB	6-1	220	FR	Washington D.C. / St. John's HS
4	Calvin Miner	DB	5-11	190	SO	Sanford, Fla. / Lake Mary HS	53	Johnny Martin	LB	5-11	215	SR	S. Plainfield, N.J. / S. Plainfield HS
5	Zacharri Charles	WR	5-11	170	SR	Winter Haven, Fla. / Bowling Green	54	Ernest Robinson	DT	6-2	300	FR	Cheltenham, Md./Hargrave Military
6	Eugene Palmer	DB	5-9	170	JR	Pasadena, Calif. /Pasadena City Coll.	55	Braheim Haywood	DL	6-2	270	JR	Wilmington, Del. / Concord HS
7	Raphael Reynolds	RB	5-11	190	JR	San Fernando, Calif. / Coll.of the Canyons	56	Joe Mendes	DL	6-3	240	r-JR	Montclair, N.J. / Montclair HS
8	Anthony Glaud	QB	6-3	205	r-JR	Sicklerville, N.J. / Bowling Green	57	Salahuddin Gadson	LB	5-11	220	r-SO	New York, N.Y./Frederick HS
10	Tavis Tabb	DB	6-2	190	r-SO	Hampton, Va. / Norcum HS	58	Quintin Fortes	DE	6-3	225	FR	Reston, Va./South Lakes HS
12	Nick Elko	QB	6-2	200	r-FR	Odenton, Md. / Arundel HS	61	Marcus Ponder	OL	6-2	295	r-SO	Hamilton, N.J. / Hamilton West HS
13	Donnell Dixon	WR	5-10	180	r-FR	Hampton, Va. / Phoebus HS	63	Brandon Cunningham	OL	6-2	290	FR	Lumberton, N.J./Rancocas Valley HS
14	Nick Lochner	P	6-1	160	SR	Webster, N.Y. / Alfred State	64	Kellen Kemp	OL	6-3	330	SR	Philadelphia, Pa. / Cardinal Dougherty
15	Travis Tarpley	WR	5-7	170	r-FR	Danville, Va. / Geo. Washington HS	67	Mike Maloney	OL	6-6	325	SR	Chicago, Ill. / Providence Catholic HS
16	Matt Scott	DB	5-10	170	JR	Harrington, Del. / Lake Forest HS	68	Nick Richmond	OL	6-3	305	r-SR	Lampeter, Pa. / Lampeter-Strasburg
17	Micah Brown	QB	6-2	215	JR	Quincy, Fla. / East Gadsen HS	70	Brandon Purnsley	OL	6-3	285	JR	Wilmington, Del. / Howard HS
18	Marcus Eaddy	RB	5-9	190	SO	Trenton, N.J. / Lawrenceville HS	72	Keith Newell	OL	6-6	305	r-SO	Trenton, N.J. / Rutgers
19	Chris Johnson	DB	6-2	215	r-SO	Paterson, N.J. / Boston College	73	Darryl Hicks	OT	6-4	310	JR	Boston, Mass. / Hudson Valley CC
20	Mike Gable	DB	6-2	190	r-SR	Bel-Air, Md. / Bel Air HS	74	Thomas Threadgill	DL	6-5	315	SO	Frederick, Md. / Frederick HS
21	Avery Grant	DB	6-0	175	SR	Brooklyn, N.Y. / Nassau CC	75	Aaron Boyd	OT	6-5	300	FR	Alexandria, Va./Fork Union Military
22	Jomah Watson	DB	6-0	175	r-JR	Largo, Md./Largo HS	78	Nail Muradymov	OL	6-7	310	SO	Burtonsville, Md. / Paint Branch HS
23	Jason Randall	FB	5-11	180	JR	Bowie, Md. / Bowie HS	79	Steven Steinbacher	OL	6-5	270	SR	Hereford, Md. / Parkton HS
24	Greg Ligon	DB	5-9	175	r-SR	Mitchellville, Md. / Good Counsel HS	80	Markeyse Carter	WR	6-0	170	FR	Chichester, Pa. / Chichester HS
25	BJ Conley	DB	5-8	170	r-SR	LaPlata, Md. / LaPlata HS	81	Ryan Langdon	TE	6-4	240	FR	Philadelphia, Pa./ Father Judge HS
26	Marquis Spann	LB	6-2	200	SO	Paterson, N.J. / John F. Kennedy HS	83	Justin Brewton	WR	6-4	215	FR	Fairless Hills, Pa. / Pennsbury HS
27	Nick Williams	RB	5-9	160	FR	San Diego, Calif./Monte Vista HS	84	Justin Wilson	WR	6-1	170	r-FR	Windsor, Conn. / Windsor HS
28	Gerald Bouknight	DB	5-11	170	JR	Winnsboro, S.C. / Fairfield Central	85	Calvin Toliver	TE	6-2	225	r-SR	Atlanta, Ga./Northland CC
29	Jerome Strums	DB	6-0	175	r-SR	Windsor, Conn. / Windsor HS	86	Kristian Johnson	TE	6-3	260	FR	Philadelphia, Pa. / Bonner HS
31	Quentin Ferguson	DB	5-11	200	r-SO	Frederick, Md. / Frederick HS	87	Nafis Pickett	WR	5-7	160	SR	Claymont, Del. / Bishop McNamara HS
32	Tahree McQueen	RB	5-10	195	r-SO	Paterson, N.J. / Cincinnati	88	Erick Jones	WR	6-3	210	r-SR	Washington, D.C. / DeMatha Catholic
33	Herman Hinton	LB	6-2	210	r-FR	Philadelphia, Pa. / West Catholic HS	90	Devon Diego	DL	5-10	270	SO	Albany, N.Y./ Bishop Maginn HS
35	John Sutton	LB	6-1	240	r-JR	Buena, N.J./Buena HS	91	Olusegun Ayanbiola	DE	6-2	220	FR	Greenbelt, Md. / Eleanor Roosevelt HS
36	Francis Adjei	DB	6-2	170	r-JR	Silver Spring, Md. / Springbrook HS	92	Fabian Dunn	DL	6-4	245	r-SR	Silver Spring, Md. / Montgomery Blair
37	James Rosseau	RB	5-7	205	FR	Philadelphia, Pa./Northeast HS	93	George Bansah	DL	6-1	265	FR	Woodbridge, Va. / Potomac HS
38	Matt Spicer	DB	5-11	175	FR	Lanham, Md./Eleanor Roosevelt HS	94	Jadira Green	DL	6-4	300	FR	Washington, D.C. / Oxon Hill HS
39	Kyle Brown	K	5-10	140	FR	Laurel, Del. / Laurel HS	95	Tyron Hurst	DL	6-2	295	SR	Dover, Del. / Dover HS
40	Eric Sewell	LB	5-11	280	r-SR	Hackensack, N.J. / Hackensack HS	96	David Izebere	DL	6-5	285	r-FR	Largo, Md. / C.H. Flowers HS
41	Corbin Daviston	DB	5-11	160	FR	Middletown, Del./Middletown HS	97	Byron Lewis	DL	6-2	235	FR	Virginia Beach, Va. / Tallwood HS
42	Riley Flickinger	P/PK	5-9	240	r-SR	Gresham, Ore. / Sacramento City Coll.	98	Demetrius Still	TE	6-4	240	JR	Camden, N.J. / Nassau CC
43	Anthony Frye	DB	5-10	170	FR	Landover, Md./Thomas Stone HS	99	Andre Carroll	DL	6-2	280	r-JR	Neptune, N.J. / Neptune HS
44	Keith Hunt	LB	6-0	240	SO	Paterson, N.J. / John F. Kennedy HS							
45	Jaashawn Jones	RB	6-1	215	r-SO	Asbury Park, N.J. / Asbury Park HS							
46	Brandon Foster	DB	6-2	185	FR	Colonial Beach, Va. / Hargrave Military							
47	Fritz Headley	DB	6-0	185	FR	Hackensack, N.J./Hackensack HS							
49	Richard Bernard	LS	6-2	235	SR	Philadelphia, Pa. / Lackawanna JC							
48	Jashon Hollaway	DB	5-10	160	FR	Newark, N.J./Highland Park HS							

2009 DSU Alphabetical Roster

NO	NAME	POS	HT	WT	CL	HOMETOWN/PREVIOUS SCHOOL	NO	NAME	POS	HT	WT	CL	HOMETOWN/PREVIOUS SCHOOL
36	Francis Adjei	DB	6-2	170	r-JR	Silver Spring, Md. / Springbrook HS	45	Jaashawn Jones	RB	6-1	215	r-SO	Asbury Park, N.J. / Asbury Park HS
91	Olusegun Ayanbiola	DE	6-2	220	FR	Greenbelt, Md. / Eleanor Roosevelt HS	64	Kellen Kemp	OL	6-3	330	SR	Philadelphia, Pa. / Cardinal Dougherty
93	George Bansah	DL	6-1	265	FR	Woodbridge, Va. / Potomac HS	81	Ryan Langdon	TE	6-4	240	FR	Philadelphia, Pa. / Father Judge HS
49	Richard Bernard	LS	6-2	235	SR	Philadelphia, Pa. / Lackawanna JC	97	Byron Lewis	DL	6-2	235	FR	Virginia Beach, Va. / Tallwood HS
28	Gerald Bouknight	DB	5-11	170	JR	Winnsboro, S.C. / Fairfield Central	24	Greg Ligon	DB	5-9	175	r-SR	Mitchellville, Md. / Good Counsel HS
75	Aaron Boyd	OT	6-5	300	FR	Alexandria, Va./Fork Union Military	14	Nick Lochner	P	6-1	160	SR	Webster, N.Y. / Alfred State
83	Justin Brewton	WR	6-4	215	FR	Fairless Hills, Pa./ Pennsbury HS	67	Mike Maloney	OL	6-6	325	SR	Chicago, Ill. / Providence Catholic HS
39	Kyle Brown	K	5-10	140	FR	Laurel, Del. / Laurel HS	53	Johnny Martin	LB	5-11	215	SR	S. Plainfield, N.J. / S. Plainfield HS
17	Micah Brown	QB	6-2	215	JR	Quincy, Fla. / East Gadsen HS	32	Tahree McQueen	RB	5-10	195	r-SO	Paterson, N.J. / Cincinnati
99	Andre Caroll	DL	6-2	280	r-JR	Neptune, N.J. / Neptune HS	56	Joe Mendes	DL	6-3	240	r-JR	Montclair, N.J. / Montclair HS
80	Markeyse Carter	WR	6-0	170	FR	Chichester, Pa. / Chichester HS	4	Calvin Miner	DB	5-11	190	SO	Sanford, Fla. / Lake Mary HS
5	Zacharri Charles	WR	5-11	170	SR	Winter Haven, Fla. / Bowling Green	3	Larrone Moore	WR	6-0	185	JR	Hyattsville, Md. / Northwestern HS
25	BJ Conley	DB	5-8	170	r-SR	LaPlata, Md. / LaPlata HS	78	Nail Muradymov	OL	6-7	310	SO	Burtonsville, Md. / Paint Branch HS
63	Brandon Cunningham	OL	6-2	290	FR	Lumberton, N.J./Rancocas Valley HS	72	Keith Newell	OL	6-6	305	r-SO	Trenton, N.J. / Rutgers
41	Corbin Daviston	DB	5-11	160	FR	Middletown, Del./Middletown HS	6	Eugene Palmer	DB	5-9	170	JR	Pasadena, Calif. / Pasadena City Coll.
90	Devon Diego	DL	5-10	270	SO	Albany, N.Y./ Bishop Maginn HS	87	Nafis Pickett	WR	5-7	160	SR	Claymont, Del. / Bishop McNamara HS
13	Donnell Dixon	WR	5-10	180	r-FR	Hampton, Va. / Phoebus HS	61	Marcus Ponder	OL	6-2	295	r-SO	Hamilton, N.J. / Hamilton West HS
92	Fabian Dunn	DL	6-4	245	r-SR	Silver Spring, Md. / Montgomery Blair	70	Brandon Purnsley	OL	6-3	285	JR	Wilmington, Del. / Howard HS
18	Marcus Eaddy	RB	5-9	190	SO	Trenton, N.J. / Lawrenceville HS	23	Jason Randall	FB	5-11	180	JR	Bowie, Md. / Bowie HS
12	Nick Elko	QB	6-2	200	r-FR	Odenton, Md. / Arundel HS	7	Raphael Reynolds	RB	5-11	190	JR	San Fernando, Calif. / Coll. of the Canyons
31	Quentin Ferguson	DB	5-11	200	r-SO	Frederick, Md. / Frederick HS	52	Aaron Richardson	LB	6-1	220	FR	Washington D.C. / St. John's HS
42	Riley Flickinger	P/PK	5-9	240	r-SR	Gresham, Ore. / Sacramento City Coll.	68	Nick Richmond	OL	6-3	305	r-SR	Lampeter, Pa. / Lampeter-Strasburg
58	Quintin Fortes	DE	6-3	225	FR	Reston, Va./South Lakes HS	54	Ernest Robinson	DT	6-2	300	FR	Cheltenham, Md./Hargrave Military
46	Brandon Foster	DB	6-2	185	FR	Colonial Beach, Va. / Hargrave Military	37	James Rosseau	RB	5-7	205	FR	Philadelphia, Pa./Northeast HS
43	Anthony Frye	DB	5-10	170	FR	Landover, Md./Thomas Stone HS	16	Matt Scott	DB	5-10	170	JR	Harrington, Del. / Lake Forest HS
20	Mike Gable	DB	6-2	190	r-SR	Bel-Air, Md. / Bel Air HS	40	Eric Sewell	LB	5-11	280	r-SR	Hackensack, N.J. / Hackensack HS
57	Salahuddin Gadson	LB	5-11	220	r-SO	New York, N.Y./Frederick HS	26	Marquis Spann	LB	6-2	200	SO	Paterson, N.J. / John F. Kennedy HS
8	Anthony Glaud	QB	6-3	205	r-JR	Sicklerville, N.J. / Bowling Green	38	Matt Spicer	DB	5-11	175	FR	Lanham, Md./Eleanor Roosevelt HS
21	Avery Grant	DB	6-0	175	SR	Brooklyn, N.Y. / Nassau CC	79	Steven Steinbacher	OL	6-5	270	SR	Hereford, Md. / Parkton HS
94	Jadira Green	DL	6-4	300	FR	Washington, D.C. / Oxon Hill HS	98	Demetrius Still	TE	6-4	240	JR	Camden, N.J. / Nassau CC
2	Kevin Green	LB	6-2	240	r-JR	North Chicago, Ill. / Purdue	29	Jerome Strums	DB	6-0	175	r-SR	Windsor, Conn. / Windsor HS
50	Ahmad Harris	LB	6-0	225	SR	Cypress, Texas / West Hill (Calf.) JC	35	John Sutton	LB	6-1	240	r-JR	Buena, N.J./Buena HS
55	Braheim Haywood	DL	6-2	270	JR	Wilmington, Del. / Concord HS	10	Tavis Tabb	DB	6-2	190	r-SO	Hampton, Va. / Norcum HS
47	Fritz Headley	DB	6-0	185	FR	Hackensack, N.J./Hackensack HS	15	Travis Tarpley	WR	5-7	170	r-FR	Danville, Va. / Geo. Washington HS
73	Darryl Hicks	OT	6-4	310	JR	Boston, Mass. / Hudson Valley CC	74	Thomas Threadgill	DL	6-5	315	SO	Frederick, Md. / Frederick HS
33	Herman Hinton	LB	6-2	210	r-FR	Philadelphia, Pa. / West Catholic HS	85	Calvin Toliver	TE	6-2	225	r-SR	Atlanta, Ga./Northland CC
48	Jashon Hollaway	DB	5-10	160	FR	Newark, N.J./Highland Park HS	22	Jomah Watson	DB	6-0	175	r-JR	Largo, Md./Largo HS
51	Stephen Holness	LB	6-0	245	FR	Brooklyn, N.Y./Milford Academy	27	Nick Williams	RB	5-9	160	FR	San Diego, Calif./Monte Vista HS
44	Keith Hunt	LB	6-0	240	SO	Paterson, N.J. / John F. Kennedy HS	84	Justin Wilson	WR	6-1	170	r-FR	Windsor, Conn. / Windsor HS
95	Tyron Hurst	DL	6-2	295	SR	Dover, Del. / Dover HS							
96	David Izebere	DL	6-5	285	r-FR	Largo, Md. / C.H. Flowers HS							
1	Darius Jackson	WR	5-10	170	SO	Quincy, Fla. / East Gadsen HS							
19	Chris Johnson	DB	6-2	215	r-SO	Paterson, N.J. / Boston College							
86	Kristian Johnson	TE	6-3	260	FR	Philadelphia, Pa. / Bonner HS							
88	Erick Jones	WR	6-3	210	r-SR	Washington, D.C. / DeMatha Catholic							

2009 DSU Depth Chart (updated Oct. 5, 2009)

OFFENSE

X	3 – Larrone Moore (Jr., 6-0/185/Hyattsville, Md.) 13 – Donnell Dixon (r-Fr., 5-10/175/Hampton, Va.)
LT	78 – Nail Muradymov (So., 6-7/300/Burtonsville, Md.) 79 – Steven Steinbacher (Sr., 6-5/295/Hereford, Md.)
LG	64 – Kellen Kemp (Sr., 6-3/315/Philadelphia, Pa.) 61 – Marcus Ponder (r-So., 6-3/330/Hamilton, N.J.)
C	68 – Nick Richmond (r-Sr., 6-3/300/Lampeter, Pa.) 63 – Brandon Cunningham (Fr., 6-2/260/Lumberton, N.J.)
RG	73 – Darryl Hicks (Jr., 6-4/300/Boston, Mass.) 74 – Thomas Threadgill (So., 6-5/275/Frederick, Md.)
RT	67 – Mike Maloney (Sr., 6-6/ 290/Chicago, Ill.) 79 – Steven Steinbacher (Sr., 6-5/295/Hereford, Md.)
TE	85 – Calvin Toliver (r-Sr., 6-2/230/Atlanta, Ga.) 81 – Ryan Langdon (Fr., 6-4, 235/Philadelphia, Pa.)
Q*	88 – Erick Jones (r-Sr., 6-3/200/Washington, D.C.) 87 – Nafis Pickett (Sr., 5-7/180/Claymont, Del.)
H	1 – Darius Jackson (So., 5-10, 185/Quincy, Fla.) 15 – Travis Tarpley (r-Fr., 5-7, 170/Danville, Va.)
Z	5 – Zacharri Charles (Sr. 5-11/185/Winter Haven, Fla.) 84 – Justin Wilson (r-Fr., 6-1/160/Windsor, Conn.)
RB	32 – Tahree McQueen (r-So., 5-10, 200/Paterson, N.J.) 7 – Raphael Reynolds (Jr., 5-11, 190/San Fernando, Calif.)
QB	8 – Anthony Glaud (r-Jr. 6-3/215/Sicklerville, N.J.) 12 – Nick Elko (r-Fr., 6-2/200/Odenton, Md.)

*-when starting four wideouts;

DEFENSE

LE	92 – Fabian Dunn (r-Sr., 6-4/275/Silver Springs, Md.) 52 – Aaron Richardson (Fr., 6-1/230/Washington, D.C.)
LT	95 – Tyron Hurst (Sr., 6-2/295/Dover, Del.) 54 – Ernest Robinson (Fr., 6-2/300/Cheltenham, Md.)
RT	99 – Andre Caroll (r-Jr., 6-2/260/Neptune, N.J.) 93 – George Bansah (Fr., 6-1/265/Woodbridge, Va.)
RE	56 – Joe Mendes (r-Jr., 6-3/240/Montclair, N.J.) 55 – Braheim Haywood (Jr., 6-2/250/Wilmington, Del.)
SAM	50 – Ahmad Harris (Sr., 6-0/230/Cypress, Texas) 44 – Keith Hunt (So., 6-0/225/Paterson, N.J.)
MIKE	40 – Eric Sewell (r-Sr., 5-11/245/Hackensack, N.J.) 35 – John Sutton (Jr., 6-1/250/Buena, N.J.)
WILL	20 – Mike Gable (r-Sr., 6-2/210/Bel-Air, Md.) 31 – Quentin Ferguson (r-So., 5-11/190/Frederick, Md.)
LCB	36 – Francis Adjei (Sr. 6-2/175/Silver Springs, Md.) 25 – B.J. Conley (Sr., 5-8/175/LaPlata, Md.)
SS	21 – Avery Grant (Jr. 5-11/180/Brooklyn, N.Y.) 4 – Calvin Miner (So., 5-11/185/Sanford, Fla.)
FS	29 – Jerome Strums (r-Sr. 6-0/190/Windsro, Conn.) 10 – Tavis Tabb (r-So., 6-2/190/Hampton, Va.)
RCB	24 – Greg Ligon (r-Sr., 5-9/180/Mitchellville, Md.) 6 – Eugene Palmer (Jr., 5-9/180/Pasadena, Calif.)

SPECIALISTS

PK	42 – Riley Flickinger (Sr., 5-9/240/Gresham, Ore.) 39 – Kyle Brown (Fr., 5-10/160/Laurel, Del.)
P	14 – Nick Lochner (Sr., 6-1/160/Webster, N.Y.) 42 – Riley Flickinger (Sr., 5-9/240/Gresham, Ore.)
HLD	14 – Nick Lochner (Sr., 6-1/160/Webster, N.Y.) 6 – Eugene Palmer (Jr., 5-9/180/Pasadena, Calif.)

LS	49 – Richard Benard (Sr., 6-2/235/Philadephia, Pa.) 40 – Eric Sewell (r-Sr., 5-11/245/Hackensack, N.J.)
KR	3 – Larrone Moore (Jr., 6-0/185/Hyattsville, Md.) 15 – Travis Tarpley (r-Fr., 5-7, 170/Danville, Va.) 5 – Zacharri Charles (Sr. 5-11/185/Winter Haven, Fla.) 32 – Tahree McQueen (r-So., 5-10, 200/Paterson, N.J.)
PR	5 – Zacharri Charles (Sr. 5-11/185/Winter Haven, Fla.) 32 – Tahree McQueen (r-So., 5-10, 200/Paterson, N.J.)

2009 DSU COACHING STAFF

Al Lavan	Head Coach	Colorado State, 1968
Rayford Petty	Assistant Head Coach/Defensive Coordinator	Elon College, 1979
Doug Sams	Offensive Coordinator	Oregon State, 1978
Renato Diaz	Running Backs	USF, 1983
Ed Sanders	Safeties	Tennessee State, 2000
Curtis Thomas	Wide Receivers	Delaware State, 1995
Bobby Jones	Defensive Line	Howard, 1998
Ronald Bolton	Cornerbacks	Norfolk State, 1972
Adam Shorter	Offensive Line	Cincinnati, 2004
Mike Gallagher	Tight Ends	Ferrum College (Va.), 1987
Bernd Gottschalk	Special Teams	University of Berlin, 1998
Blake Saunders	Video Coordinator	Delaware State, 2005

Pronunciation Guide

Francis AdjeiUH-jye
Olusegun AyanbiolaOO-loo-sah-gun l-yan-bee-oo-lah
George BansahBan-suh
Gerald BouknightBOO-nite
Micah BrownMY-kuh
Markeyse CarterMAR-keese
Zacharri CharlesZah-KAR-ee
Devon DiegoDuh-von Dee-aa-go
Donnell DixonDUH-neil
Riley FlickingerFlick-en-ger
Quintin FortesForts
Salahuddin GadsonSuh-laa-hoo-deen
Anthony GlaudGLAW -d (rhymes with applaud)
Jadira GreenJuh-DYE-ruh
Braheim HaywoodBrah-eem
Fritz HeadleyHed-lee

Tyron HurstTie-rah
David IzebereIz-aa-beer-ee
Jaashawn JonesJuh-shawn
Tobias KnippTow-by-ess Nipp
Al LavanLUH-van
Greg LigonLih-gahn
Nick LochnerLOCK-ner
Tahree McQueenTIE-ree
Joe MendesMEN-dez
Larrone MooreLUH-Rahn
Nail MuradymovMuh-RAH-dih-mahv
Nafis PickettNah-feese
Eric SewellSool (rhymes with tool)
Marquis SpannMAR-keese
Steven SteinbacherSTYN-bah-kur
Jomah WatsonJO-muh



Delaware State **2009 PLAYER BIOS**

Active Players

(players who have seen action in '09)

Updated Sept. 27, 2009

*-indicates starter

2009 Player Bios

36 ▶ Francis ADJEI

Defensive Back
 r-Junior
 6-2 / 170
 Silver Spring, Md. / Springbrook HS

2009 Honors

▶ **Third Team Preseason All-American (CDS)**

2009 (Junior): Has appeared in 25-consecutive games ... started in 14th-consecutive game during DSU's 21-6 win at Hampton (Sept. 26) ... registered a season-high five tackles at Delaware (Sept. 19) ... made first start of the season during DSU's 21-12 loss at Florida A&M (Sept. 5) ... registered three tackles (2 solo) versus the Rattlers.

CAREER STATS (at DSU)

	G	UT	AT	TT	FR	INT	PBU	BLK	
2006		Did not compete (freshman redshirt)							
2007	11	1	1	2	1	0	0	2	
2008	11	32	8	40	0	3	8	0	
2009	3	7	3	10	0	0	2	0	
Total	25	40	12	52	1	3	10	2	

CAREER HIGHS (at DSU)

Tackles: 6 three times (last at Norfolk State - Nov. 15, 2008)

FR: 1 at Winston-Salem State (Nov. 2, 2007)

Interceptions: 1 three times (last at Howard - Nov. 22, 2008)

PBU: 2 two times (last at Hampton - Sept. 26, 2009)

BLK: 1 two times (last at Winston-Salem State - Nov. 2, 2007)

2009 GAME-BY-GAME	UT	AT	TT	FR	INT	PBU	BLK
at Florida A&M*	2	1	3	0	0	0	0
at Delaware*	3	2	5	0	0	0	0
at Hampton*	2	0	2	0	0	2	0

91 ▶ Olusegun AYANBIOLA

Defensive Lineman
 Freshman
 6-2 / 220
 Greenbelt, Md. / Eleanor Roosevelt HS

2009 (Freshman): Recorded first-career interception, returning a pick 13 yards for a touchdown at Hampton (Sept. 26) ... Made first appearance at Delaware State during the Hornets' 21-12 loss at Florida A&M (Sept. 5) ... registered first-career tackle versus Rattlers.

CAREER STATS (at DSU)

	G	UT	AT	TT	INT
2009	3	1	1	2	1

CAREER HIGHS (at DSU)

Tackles: 1 two times (last at Hampton - Sept. 26, 2009)

Interceptions: 1 at Hampton (Sept. 26, 2009)

2009 GAME-BY-GAME	UT	AT	TT	INT
at Florida A&M	1	0	1	0
at Delaware	0	0	0	0
at Hampton	0	1	1	1

49 ▶ Richard BERNARD

Longsnapper
 Senior
 6-2 / 235
 Bensalem, Pa. / Lackawanna CC / Bensalem HS

2009 (Senior): Has appeared in 10 games during his DSU career ... Made first appearance of the season during DSU's 27-17 loss at Delaware (Sept. 19).

17 ▶ Micah BROWN

Quarterback
 Junior
 6-2 / 215
 Quincy Fla. / East Gadsden HS

2009 (Junior): Made season debut on special teams during DSU's 27-17 loss at Delaware (Sept. 19).

99 ▶ Andre CAROLL

Defensive Lineman
 r-Junior
 6-2 / 280
 Neptune, N.J. / Neptune HS

2009 (Junior): Appeared in 15th-consecutive game during DSU's 21-6 win at Hampton (Sept. 26) ... recorded five tackles (3 solo), including first-career sack at Delaware (Sept. 19) ... also forced a fumble versus UD ... notched four total tackles (2 solo), including one tackle for loss in first start of the season at Florida A&M (Sept. 5).

CAREER STATS (at DSU)

	G	UT	AT	TT	TFL	Sacks	FF	
2006	Did not compete (freshman redshirt)							
2007	4	0	1	1	0.0-0	0.0-0	0	
2008	11	12	31	43	2.0-1	0.0-0	0	
2009	3	6	6	12	3.0-9	1.0-5	1	
Total	18	18	38	56	5.0-10	1.0-5	1	

CAREER HIGHS (at DSU)

Tackles: 12 vs. Central Connecticut State (Sept. 27, 2008)

TFL: 1.5 vs. Hampton (Oct. 4, 2008)

Sacks: 1.0 at Delaware (Sept. 19, 2009)

FF: 1 at Delaware (Sept. 19, 2009)

2009 GAME-BY-GAME	UT	AT	TT	TFL	Sacks	FF
at Florida A&M*	2	2	4	1.0-1	0.0-0	0
at Delaware*	3	2	5	1.0-5	1.0-5	1
at Hampton*	1	2	3	1.0-5	0.0-0	0

5 ▶ Zachari CHARLES

Wide Receiver
 Senior
 5-11 / 170
 Winter Haven, Fla. / Bowling Green / Winter Haven HS

2009 (Senior): Registered four catches for the second-straight game, tallying 18 yards at Hampton (Sept. 26) ... Tied career-high in receptions (4) and receiving yards (35) at Delaware (Sept. 19) ... Made first start of the season, scoring first-career touchdown at Florida A&M (Sept. 5) ... Caught one pass for 30 yards (TD) versus the Rattlers.

CAREER STATS (at DSU)

	Rec	G	Rec	Yds	TD	Lg	Rec/g	Avg/c	Avg/g
2008	8	13	122	0	22	1.6	9.4	15.2	
2009	3	9	83	1	30	3.0	9.2	27.7	
Total	11	22	205	1	30	2.0	9.3	18.6	

KO Returns	G	No.	Yds	Avg	TD	Lg
2008	8	16	332	20.8	0	40

Punt Returns	G	No.	Yds	Avg	TD	Lg
2008	8	3	20	6.7	0	14
2009	3	3	22	7.3	0	12
Total	11	6	42	7.0	0	14

CAREER HIGHS (at DSU)

Receptions: 4 three times (last at Hampton - Sept. 26, 2009)

Yards Receiving: 35 at Delaware (Sept. 19, 2009)

Receiving Touchdowns: 1 at Florida A&M (Sept. 5, 2009)

Long Reception: 30 at Florida A&M (Sept. 5, 2009)

Kick Returns: 4 vs. Hampton (Oct. 4, 2008)

Kick Return Yards: 90 vs. Hampton (Oct. 4, 2008)

Long Kick Return: 40 vs. Central Connecticut State (Sept. 27, 2008)

Punt Returns: 2 at Delaware (Sept. 19, 2009)

Punt Return Yards: 14 vs. N.C. A&T (Oct. 18, 2008)

2009 Player Bios

Long Punt Return: 14 vs. N.C. A&T (Oct. 18, 2008)
All Purpose Yards: 113 at Kent State (Sept. 13, 2008)

2009 GAME-BY-GAME	Rec	Yds	TD	Lg	Rush	Yds	TD	Lg
at Florida A&M*	1	30	1	30	0	0	0	0
at Delaware*	4	35	0	22	0	0	0	0
at Hampton*	4	18	0	6	0	0	0	0

2009 KICK RETURNS	KR	Yds.	Avg.	TD	Lg	APY	PR	Yds	Avg.	TD
at Florida A&M	0	0	0.0	0	0	30	0	0	0.0	0
at Delaware	0	0	0.0	0	0	45	2	10	5.0	0
at Hampton	0	0	0.0	0	0	30	1	12	12.0	0

25 ▶ BJ CONLEY

Defensive Back

r-Senior

5-8 / 170

LaPlata, Md. / LaPlata HS

2009 (Senior): Has appeared in 30-consecutive games ... Named special teams captain twice - at Delaware on Sept. 19 & at Hampton on Sept. 26 ... Registered two tackles (tied career-high) on special teams at Hampton (Sept. 26) .. Notched a tackle on special teams at Delaware (Sept. 19).

CAREER STATS (at DSU)

	G	UT	AT	TT	TFL	FR	PBU
2005	Did not compete (freshman redshirt)						
2006	7	1	4	5	0.0-0	0	0
2007	12	4	3	7	0.0-0	0	1
2008	11	1	4	5	1.0-4	1	0
2009	3	2	2	4	0.0-0	0	0
Totals	33	8	13	21	1.0-4	1	1

CAREER HIGHS (at DSU)

Tackles: 2 three times (last at Hampton - Sept. 26, 2009)

TFL: 1 vs. N.C. A&T (Oct. 18, 2008)

FR: 1 vs. Florida A&M (Sept. 4, 2008)

PBU: 1 vs. Howard (Nov. 17, 2007)

2009 GAME-BY-GAME	UT	AT	TT	TFL	FR	PBU
at Florida A&M	1	0	1	0	0	0
at Delaware	1	0	1	0	0	0
at Hampton	0	2	2	0	0	0

13 ▶ Donnell DIXON

Wide Receiver

r-Freshman

5-10 / 180

Hampton, Va. / Phoebus HS

2009 (Freshman): Made first collegiate appearance at Florida A&M (Sept.5) ... registered first reception for 10 yards versus the Rattlers.

CAREER STATS (at DSU)

Rec	GP	Rec	Yds	TD	Lg	Rec/g	Avg/c	Avg/g
2009	3	2	14	0	10	1.0	7.0	4.7

CAREER HIGHS (at DSU)

Receptions: 1 two times (last at Delaware - Sept. 19, 2009)

Yards Receiving: 10 at Florida A&M (Sept. 5, 2009)

Long Reception: 10 at Florida A&M (Sept. 5, 2009)

2009 GAME-BY-GAME	Rec	Yds	TD	Lg	Rush	Yds	TD	Lg
at Florida A&M	1	10	0	10	0	0	0	0
at Delaware	1	4	0	4	0	0	0	0
at Hampton	0	0	0	0	0	0	0	0

92 ▶ Fabian DUNN

Defensive Lineman

r-Senior

6-4 / 245

Silver Spring, Md. / Montgomery Blair HS

2009 (Senior): Has appeared in 16-straight games ... Made first start of the season at Florida A&M (Sept. 5), recording a career-high seven tackles and registering one fumble recovery.

CAREER STATS (at DSU)

	G	UT	AT	TOT	TFL	SK/YDS	FR	QBH
2005	Did not compete (freshman redshirt)							
2006	10	7	13	20	4.0-7	1.0-5	0	0
2007	10	6	13	19	0.5-1	0.0-0	1	3
2008	11	13	10	23	1.5-1	0.0-0	0	1
2009	3	7	6	13	0.0-0	0.0-0	1	0
Totals	34	33	42	75	6.0-9	1.0-5	2	4

CAREER HIGHS (at DSU)

Tackles: 7 at Florida A&M (Sept. 5, 2009)

TFL: 1.0 five times (last vs. N.C. A&T - Oct. 18, 2008)

Sacks: 1.0 vs. Hampton (Sept. 30, 2006)

FR: 1 two times (last at Florida A&M - Sept. 5, 2009)

QBH: 1 four times (last vs. N.C. A&T - Oct. 18, 2008)

2009 GAME-BY-GAME	UT	AT	TOT	TFL	SK/YDS	FR	QBH
at Florida A&M*	3	4	7	0.0-0	0.0-0	1	0
at Delaware*	3	1	4	0.0-0	0.0-0	0	0
at Hampton*	1	1	2	0.0-0	0.0-0	0	0

31 ▶ Quentin FERGUSON

Defensive back

r-Sophomore

5-11 / 200

Frederick, Md. / Frederick HS

2009 (Sophomore): Has made a tackle on special teams in three-straight games ... Made first appearance of the season at Florida A&M (Sept. 5), recording an assisted tackle on special teams.

CAREER STATS (at DSU)

	G	UT	AT	TT
2007	Did not compete			
2008	8	2	1	3
2009	3	1	2	3
Totals	11	3	3	6

CAREER HIGHS (at DSU)

Tackles: 1 six times (last at Hampton - Sept. 26, 2009)

2009 GAME-BY-GAME	UT	AT	TT
at Florida A&M	0	1	1
at Delaware	1	0	1
at Hampton	0	1	1

2009 Player Bios

42 ▶ Riley FLICKINGER

Placekicker
 r-Senior
 5-9 / 240
 Gresham, Ore. / Sacramento City College / Barlow HS

DSU Record Books

▶ **No. 5 (tied) for career field goals (11)**

2009 (Senior): Has made five-straight extra-point attempts ... Converted career-long 42-yard field goal at Delaware (Sept. 19) ... Made first appearance of the season at Florida A&M (Sept. 5).

CAREER STATS (at DSU)

FGs	G	XP-A	FG-A	1-19	20-29	30-39	40-49	50+	Lg	BLK
2006	Did not compete (redshirt)									
2007	12	0-0	0-1	0-0	0-0	0-0	0-0	0-1	0	0
2008	11	24-25	10-20	0-0	6-7	4-7	0-5	0-1	35	2
2009	3	5-6	1-4	0-0	0-0	0-2	1-2	0-0	42	2
Totals	26	29-31	11-25	0-0	6-7	4-9	1-7	0-2	42	4

KO	G	No	Yds	Avg.	TB	OB
2006	Did not compete (redshirt)					
2007	12	48	2836	59.1	8	2
2008	11	45	2519	56.0	4	1
2009	3	11	647	58.8	1	1
Totals	26	104	6002	57.7	13	4

CAREER HIGHS (at DSU)

Field Goals Made: 2 two times (last at Norfolk State - Nov. 15, 2008)
Field Goals Attempted: 3 four times (last at Delaware - Sept. 19, 2009)
Longest Field Goal Made: 42 at Delaware (Sept. 19, 2009)
Longest Field Goal Attempted: 54 vs. Florida A&M (Sept. 4, 2008)

2009 GAME-BY-GAME	XP-A	FG-A	1-19	20-29	30-39	40-49	50+	Lg	BLK
at Florida A&M	0-1	0-0	0-0	0-0	0-0	0-0	0-0	0	0
at Delaware	2-2	1-3	0-0	0-0	0-1	1-2	0-0	42	1
at Hampton	3-3	0-1	0-0	0-0	0-1	0-0	0-0	0	1

58 ▶ Quintin FORTES

Defensive Lineman
 Freshman
 6-3 / 225
 Reston, Va. / South Lakes HS

2009 (Freshman): Made Hornet debut during DSU's 21-12 loss at Florida A&M (Sept. 5).

CAREER STATS (at DSU)

	G	UT	AT	TT
2009	2	0	0	0

CAREER HIGHS (at DSU)

N/A

2009 GAME-BY-GAME	UT	AT	TT
at Florida A&M	0	0	0
at Delaware	DNP		
at Hampton	0	0	0

20 ▶ Mike GABLE

Linebacker
 r-Senior
 6-2 / 190
 Bel Air, Md. / Bel Air HS

2009 (Senior): Has appeared in 19-consecutive games ... recorded six tackles (1 solo) to tie for the team high during DSU's 21-6 win at Hampton (Sept. 26) ... led team in tackles for the second-straight game, registering seven tackles (5 solo) at Delaware (Sept. 19) ... made first start of the season at Florida A&M (Sept. 5) ... notched a career-high 11 tackles, including second-career sack versus the Rattlers.

CAREER STATS (at DSU)

	G	UT	AT	TT	TFL	SK/YDS	FF	INT	QBH
2005	Did not compete (freshman redshirt)								
2006	7	0	1	1	0.0-0	0.0-0	0	0	0
2007	7	3	4	7	0.0-0	0.0-0	0	0	0
2008	11	15	25	40	6.5-18	1.0-10	1	1	2
2009	3	12	12	24	1.0-7	1.0-7	0	0	0
Totals	28	30	42	72	7.5-25	2.0-17	1	1	2

CAREER HIGHS (at DSU)

Tackles: 11 at Florida A&M (Sept. 5, 2009)
TFL: 2.0 vs. N.C. A&T (Oct. 18, 2008)
Sacks: 1.0 two times (last at Florida A&M - Sept. 5, 2009)
FF: 1 vs. Hampton (Oct. 4, 2008)
Interceptions: 1 at Howard (Nov. 22, 2008)
OBH: 2 at Howard (Nov. 22, 2008)

2009 GAME-BY-GAME	UT	AT	TT	TFL	SK/YDS	FF	INT	QBH
at Florida A&M*	6	5	11	1.0-7	1.0-7	0	0	0
at Delaware*	5	2	7	0.0-0	0.0-0	0	0	0
at Hampton*	1	5	6	0.0-0	0.0-0	0	0	0

8 ▶ Anthony GLAUD

Quarterback
 r-Junior
 6-3 / 205
 Sicklerville, NJ / Bowling Green Univ. / Winslow Twp. HS

DSU Record Books

▶ **No. 5 (tied) for pass completions in a game (23 - at Delaware - 9/19/09)**

2009 (Junior): Completed 20 passes for 150 yards and one touchdown to earn his first win as DSU's starting quarterback at Hampton (Sept. 26) ... also rushed for a touchdown (13-yard scramble), finishing the game with a career-best 21 yards on the ground ... Set career-marks in completions (23), attempts (40) and passing yards (208) during DSU's 27-17 loss at Delaware (Sept. 19) ... scored first rushing touchdown on a career-high 11 attempts versus the Blue Hens ... made first-career start at Delaware State during the Hornets' 21-12 loss at Florida A&M ... completed 17-of-32 passes for 188 yards and one touchdown ... also ran for 19 yards on seven carries.

CAREER STATS (at DSU)

	G	A-C-I	Yds	Pct	TD	Long	Avg	Effic
2008	8	75-47-3	523	62.7	2	59	65.4	122.00
2009	3	103-60-1	546	58.3	2	36	182.0	107.81
Totals	11	178-107-4	1069	60.1	4	59	97.2	113.50

Rushing	G	No.	Yds	TD	Lg	Avg/c	Avg/g
2008	8	14	-42	0	4	-3.0	-5.2
2009	3	25	57	2	13	2.3	19.0
Total	11	39	15	2	13	0.4	1.4

CAREER HIGHS (at DSU)

Passing Attempts: 40 at Delaware (Sept. 19, 2009)
Completions: 23 at Delaware (Sept. 19, 2009)
Passing Yards: 208 at Delaware (Sept. 19, 2009)
Passing Touchdowns: 1 four times (last at Hampton - Sept. 26, 2009)
Interceptions: 1 four times (last at Delaware - Sept. 19, 2009)
Longest Pass: 59 vs. N.C. A&T (Oct. 18, 2008)
Times Sacked: 3 at Delaware (Sept. 19, 2009)
Rushes: 11 at Delaware (Sept. 19, 2009)
Yards Rushing: 21 at Hampton (Sept. 26, 2009)
Long Rush: 12 at Florida A&M (Sept. 5, 2009)
Rushing Touchdowns: 1 two times (last at Hampton - Sept. 26, 2009)

2009 Player Bios

2009 GAME-BY-GAME	A-C-I	Yds	Pct	TD	Long	Sacks-Yds.	Effic
at Florida A&M*	32-17-0	188	53.1	1	36	1-2	188.0
at Delaware*	40-23-1	208	57.5	0	23	3-19	96.1
at Hampton*	31-20-0	150	64.5	1	24	1-7	115.81

2009 GAME-BY-GAME	Rush	Yds	TD	Lg
at Florida A&M*	7	19	0	12
at Delaware*	11	17	1	10
at Hampton*	7	21	1	13

21 ▶ Avery GRANT

Defensive Back

Senior

6-0 / 175

Brooklyn, N.Y. / Nassau CC / Canarsie HS

2009 (Senior): Has appeared in 14-straight games ... led the team intackles (6) during DSU's 21-6 win at Hampton (Sept. 26) ... registered seven tackles (4 solo) at Delaware (Sept. 19) ... made first start of the season at Florida A&M (Sept. 5) ... registered six tackles (6 solo), including first sack of the season.

CAREER STATS (at DSU)

	G	UT	AT	TT	TFL	SK/YDS	FF	PBU
2008	11	34	34	68	8.5-34	2.0-15	1	3
2009	3	10	9	19	2.0-11	1.0-7	0	1
Totals	14	44	43	87	10.5-45	3.0-22	1	4

CAREER HIGHS (at DSU)

Tackles: 15 vs. S.C. State (Nov. 1, 2008)

TFL: 2.5 vs. Hampton (Oct. 4, 2008)

Sacks: 1.0 three times (last at Florida A&M - Sept. 5, 2009)

FF: 1 vs. S.C. State (Nov. 1, 2008)

PBU: 1 four times (last at Hampton - Sept. 26, 2009)

2009 GAME-BY-GAME	UT	AT	TT	TFL	SK/YDS	FF	PBU
at Florida A&M*	5	1	6	2.0-11	1.0-7	0	0
at Delaware*	4	3	7	0.0-0	0.0-0	0	0
at Hampton*	1	5	6	0.0-0	0.0-0	0	1

2 ▶ Kevin GREEN

Linebacker

r-Junior

6-2 / 240

North Chicago, Ill. / Purdue / North Chicago HS

2009 (Junior): Recorded two tackles including a key goalline stop at Delaware (Sept. 19) ... made Hornet debut during DSU's 21-12 loss at Florida A&M (Sept. 5) ... tallied two tackles and one fumble recovery versus the Rattlers.

CAREER STATS (at DSU)

	G	UT	AT	TT	FR
2009	3	3	1	4	1

CAREER HIGHS (at DSU)

Tackles: 2 at Florida A&M (Sept. 5, 2009)

FR: 1 at Florida A&M (Sept. 5, 2009)

2009 GAME-BY-GAME	UT	AT	TT	FR
at Florida A&M	1	1	2	1
at Delaware	2	0	2	0
at Hampton	0	0	0	0

50 ▶ Ahmad HARRIS

Linebacker

Senior

6-0 / 225

Cypress, Texas / West Hills JC (Calif.) / Cypress Creek HS

2009 (Senior): Has appeared in 14-straight games ... made first-career start during DSU's 21-12 loss at Florida A&M (Sept. 5) ... recorded a career-high eight tackles versus the Rattlers.

CAREER STATS (at DSU)

	G	UT	AT	TT	PBU
2008	11	4	2	6	0
2009	3	10	4	14	2
Totals	14	14	6	20	2

CAREER HIGHS (at DSU)

Tackles: 8 at Florida A&M (Sept. 5, 2009)

PBU: 1 two times (last at Hampton - Sept. 26, 2009)

2009 GAME-BY-GAME	UT	AT	TT	PBU
at Florida A&M*	6	2	8	0
at Delaware*	1	1	2	1
at Hampton*	3	1	4	1

55 ▶ Braheim HAYWOOD

Defensive Lineman

Junior

6-2 / 270

Wilmington, Del. / Concord HS

2009 (Junior): Made first-career start during DSU's 21-12 loss at Florida A&M (Sept. 5) ... registered first-career tackles versus the Rattlers.

CAREER STATS (at DSU)

	G	UT	AT	TT
2008	3	0	0	0
2009	3	3	1	4
Totals	6	3	1	4

CAREER HIGHS (at DSU)

Tackles: 2 at Florida A&M (Sept. 5, 2009)

2009 GAME-BY-GAME	UT	AT	TT
at Florida A&M*	2	0	2
at Delaware	1	0	1
at Hampton	0	1	1

47 ▶ Fritz HEADLEY

Defensive Back

Freshman

6-0 / 185

Hackensack, N.J. / Hackensack HS

2009 (Freshman): Made DSU debut during the Hornets' 27-17 loss at Delaware (Sept. 19), seeing action on special teams.

73 ▶ Darryl HICKS

Offensive Lineman

Junior

6-4 / 310

Boston, Mass. / Hudson Valley CC (N.Y.) / Minuteman Regional HS

2009 (Junior): Had five pancake blocks in 68 plays at Hampton (Sept. 26) ... registered six pancake blocks at Delaware (Sept. 19) ... part of an offensive line which registered 135 rushing yards (343 total yards) versus the Blue Hens ... made first-career start during DSU's 21-12 loss at Florida A&M (Sept. 5) ... saw action in 51 plays for the Hornets, recording six pancake blocks.

2009 Player Bios

33 ▶ Herman HINTON

Linebacker
 r-Freshman
 6-2 / 210
 Philadelphia, Pa. / West Catholic HS

2009 (Freshman): Made DSU debut during DSU's 21-12 loss at Florida A&M (Sept. 5), seeing action on special teams.

44 ▶ Keith HUNT

Linebacker
 Sophomore
 6-0 / 240
 Paterson, N.J. / John F. Kennedy HS

2009 (Sophomore): Made DSU debut during the Hornets' 21-12 loss at Florida A&M (Sept. 5), registering two tackles.

CAREER STATS (at DSU)

	G	UT	AT	TT	QBH
2009	3	3	0	3	1

CAREER HIGHS (at DSU)

Tackles: 2 at Florida A&M (Sept. 5, 2009)
QBH: 1 at Florida A&M (Sept. 5, 2009)

2009 GAME-BY-GAME

	UT	AT	TT	QBH
at Florida A&M	2	0	2	1
at Delaware	0	0	0	0
at Hampton	1	0	1	0

95 ▶ Tyron HURST

Defensive Lineman
 Senior
 6-2 / 295
 Dover, Del. / Dover HS

2009 (Senior): Registered seven tackles (5 solo), including first sack of the season (second of his career) during DSU's 21-6 win over Hampton (Sept. 26) ... made season debut during DSU's 27-17 loss at Delaware (Sept. 19).

CAREER STATS (at DSU)

	G	UT	AT	TT	TFL	SK/Yds	FF	FR	PD
2006	8	8	13	21	1.0-3	0.0-0	1	0	2
2007	12	17	24	41	3.5-19	1.0-9	2	1	0
2008	8	4	6	10	4.0-7	0.0-0	0	0	0
2009	2	3	4	7	1.0-0	1.0-0	0	0	0
Totals	30	32	47	80	9.5-29	2.0/9	3	1	2

CAREER HIGHS (at DSU)

Tackles: 10 vs. St. Francis (Sept. 9, 2006)
TFL: 2.0 at Florida A&M (Sept. 4, 2008)
Sacks: 1.0 two times (last at Hampton - Sept. 26, 2009)
FF: 1 three times (last vs. Howard - Nov. 17, 2007)
FR: 1 at Kent State (Sept. 15, 2007)

2009 GAME-BY-GAME

	UT	AT	TT	TFL	SK/Yds	FF	FR	PD
at Florida A&M	DNP - Flu							
at Delaware*	1	1	2	0.0-0	0.0-0	0	0	0
at Hampton*	2	3	5	1.0-0	1.0-0	0	0	0

1 ▶ Darius JACKSON

Wide Receiver
 Sophomore
 5-10 / 185
 Quincy, Fla. / East Gadsden HS

2009 (Sophomore): Has appeared in 14-straight games for the Hornets ... set a career-mark in receptions (8) and receiving yards (81) during DSU's 27-17 loss at Delaware ... made first-career start during DSU's 21-12 loss at Florida A&M (Sept. 5) ... led all Hornet receivers with seven catches ... also notched a team-high in receiving yards (67).

CAREER STATS (at DSU)

	G	Rec	Yds	TD	Lg	Rec/g	Avg/c	Avg/g
2008	11	18	300	1	42	1.6	16.7	27.3
2009	3	17	184	0	24	5.7	10.8	61.3
Totals	14	35	484	1	42	2.5	13.8	34.6

Punt Returns

	G	No.	Yds	Avg	Td	Lg
2008	11	1	20	20.0	0	20

CAREER HIGHS (at DSU)

Receptions: 8 at Delaware (Sept. 19, 2009)
Yards Receiving: 81 at Delaware (Sept. 19, 2009)
Receiving Touchdowns: 1 at Norfolk State (Nov. 15, 2008)
Long Reception: 42 at Bethune-Cookman (Oct. 11, 2008)
Punt Returns: 1 vs. S.C. State (Nov. 1, 2008)
Punt Return Yards: 20 vs. S.C. State (Nov. 1, 2008)
Long Punt Return: 20 vs. S.C. State (Nov. 1, 2008)
All Purpose Yards: 81 at Delaware (Sept. 19, 2009)

2009 GAME-BY-GAME

	Rec	Yds	TD	Lg	Rush	Yds	TD	Lg
at Florida A&M*	7	67	0	19	0	0	0	0
at Delaware*	8	81	0	23	0	0	0	0
at Hampton*	2	36	0	24	1	-6	0	0

86 ▶ Kristian JOHNSON

Tight End
 Freshman
 6-3 / 260
 Philadelphia, Pa. / Monsignor Bonner

2009 (Freshman): Made DSU debut during DSU's 21-12 loss at Florida A&M (Sept. 5), seeing action on special teams.

88 ▶ Erick JONES

Wide Receiver
 r-Senior
 6-3 / 210
 Washington, D.C. / DeMatha Catholic HS

2009 (Senior): Has appeared in 14-straight games with the Hornets ... registered a career-high in receptions with five for 37 yards during DSU's 21-6 win at Hampton (Sept. 26) ... tied then-career-high in receptions, recording three catches for 18 yards at Delaware (Sept. 19) ... grabbed two catches for 13 yards at Florida A&M (Sept. 5).

CAREER STATS (at DSU)

	G	Rec	Yds	TD	Lg	Rec/g	Avg/c	Avg/g
2006	7	4	35	0	22	0.6	8.8	5.0
2007	4	0	0	0	0	0.0	0.0	0.0
2008	11	13	167	4	27	1.8	12.8	15.2
2009	3	10	68	0	22	3.3	6.8	22.7
Totals	25	27	270	4	27	1.1	10.0	10.8

CAREER HIGHS (at DSU)

Receptions: 5 at Hampton (Sept. 26, 2009)
Yards Receiving: 38 at Bethune-Cookman (Oct. 11, 2008)
Receiving Touchdowns: 1 four times (last at Howard - Nov. 22, 2008)
Long Reception: 27 vs. N.C. A&T (Oct. 18, 2008)
All Purpose Yards: 37 at Hampton (Sept. 26, 2009)

2009 GAME-BY-GAME

	Rec	Yds	TD	Lg	Rush	Yds	TD	Lg
at Florida A&M	2	13	0	7	1	3	0	3
at Delaware	3	18	0	22	0	0	0	0
at Hampton	5	37	0	13	0	0	0	0

2009 Player Bios

45 ▶ Jaashawn JONES

Running Back
 r-Sopomore
 6-1 / 215
 Asbury Park, N.J. / Asbury Park HS

2009 (Sophomore): Made season debut (on special teams) during DSU's 27-17 loss at Delaware (Sept. 19).

CAREER STATS (at DSU)

Rushing	G	No.	Yds	Avg.	Td	Lg
2008	6	18	31	1.7	3	6

CAREER HIGHS (at DSU)

Rushes: 10 at Howard (Nov. 22, 2008)
Rushing Rushing: 22 at Howard (Nov. 22, 2008)
Rushing Touchdowns: 1 three times (last at Norfolk State - Nov. 15, 2008)
Long Rush: 6 at Howard (Nov. 22, 2008)
All Purpose Yards: 22 at Howard (Nov. 22, 2008)

2009 GAME-BY-GAME	Rush	Yds	TD	Lg	Rec	Yds	TD	Lg
at Florida A&M	DNP							
at Delaware	0	0	0	0	0	0	0	0
at Hampton	DNP							

64 ▶ Kellen KEMP

Offensive Lineman
 Senior
 6-3 / 330
 Philadelphia, Pa. / Cardinal Dougherty

2009 (Senior): Has appeared in 26-straight games ... made his 26th-consecutive start during DSU's 21-6 win at Hampton (Sept. 26) ... registered 8.5 pancake blocks in 79 plays at Delaware (Sept. 19 ... part of an offensive line which registered 135 rushing yards (343 total yards) versus the Blue Hens ... appeared in 59 plays at Florida A&M (Sept. 5), recording three pancake blocks.

81 ▶ Ryan LANGDON

Tight End
 Freshman
 6-4 / 240
 Philadelphia, Pa. / Father Judge HS

2009 (Freshman): Made DSU debut during DSU's 21-12 loss at Florida A&M (Sept. 5), seeing action on special teams.

24 ▶ Greg LIGON

Defensive Back
 r-Senior
 5-9 / 175
 Mitchellville, Md. / Good Counsel HS

2009 (Senior): Picked off a career-high two passes and registered three tackles (2 solo) during DSU's 21-6 win at Hampton (Sept. 26) ... recorded five total tackles (4 solo) at Delaware (Sept. 19) ... made first-career start during DSU's 21-12 loss at Florida A&M (Sept. 5) ... registered a career-high six tackles versus the Rattlers.

CAREER STATS (at DSU)

	G	UA	A	TT	PBU	INT
2005	Did not compete (freshman redshirt)					
2006	6	5	0	5	0	0
2007	Did not compete					
2008	Did not compete					
2009	3	12	2	14	1	2
Totals	9	17	2	19	1	2

CAREER HIGHS (at DSU)

Tackles: 6 at Florida A&M (Sept. 5, 2009)
PBU: 1 at Florida A&M (Sept. 5, 2009)
Interceptions: 2 at Hampton (Sept. 26, 2009)

2009 GAME-BY-GAME	UT	AT	TT	PBU	INT
at Florida A&M*	6	0	6	1	0
at Delaware*	4	1	5	0	0
at Hampton*	2	1	3	0	2

14 ▶ Nick LOCHNER

Punter
 Senior
 6-1 / 160
 Webster, N.Y. / Alfred State

DSU Record Books

- ▶ No. 4 in Punting Average (Season) - 39.2 in 2008
- ▶ No. 3 in Punting Average (Career) - 39.1 (71 - 2,776)

2009 Honors

- ▶ MEAC Special Teams Player of the Week (Sept. 28)

2009 (Senior): Has appeared in 14-straight games for the Hornets ... Named MEAC Special Teams Player of the Week after recorded six punts for 264 yards (44.0 yards-per-punt), including a season-high 61-yard boot during DSU's 21-6 win at Hampton (Sept. 26) ... placed three punts inside the 20-yard line versus the Pirates ... also ran for a key first down conversion on 4th & 8 en route to the team's first score of the game ... registered seven punts for an average of 38.9 yards-per-punt at Florida A&M (Sept. 5) ... recorded a punt of 51 yards and placed two inside the 20-yard line versus the Rattlers.

CAREER STATS (at DSU)

	G	No	Yds	Avg	Lg	TB	FC	50+	I20
2008	11	54	2118	39.2	64	4	9	12	22
2009	3	17	658	38.7	60	1	2	2	3
Totals	14	71	2776	39.1	64	5	11	14	25

CAREER HIGHS (at DSU)

Punts: 8 two times (last at Howard - Nov. 22, 2008)
Punt Yards: 330 vs. S.C. State (Nov. 1, 2008)
Longest Punt: 64 vs. S.C. State (Nov. 1, 2008)
Touchbacks: 1 five times (last at Hampton - Sept. 26, 2009)
Fair Caught: 2 four times (last at Hampton - Sept. 26, 2009)
Number Inside 20: 4 two times (last at Howard - Nov. 22, 2008)
50-yards-or-more: 3 at Morgan State (Oct. 25, 2008)

2009 GAME-BY-GAME	No	Yds	Avg	Lg	TB	FC	50+	I20
at Florida A&M	7	272	38.9	51	0	0	1	2
at Delaware	4	122	30.5	49	0	0	0	1
at Hampton	6	264	44.0	60	1	2	2	3

2009 Player Bios

67 ▶ Mike MALONEY

Offensive Lineman

Senior

6-6 / 325

Chicago, Ill. / Providence Catholic HS

2009 Honors

- ▶ Preseason All-MEAC (Second Team)
- ▶ Second Team Preseason All-MEAC (Phil Steele)

2009 (Senior): Has started in 15-straight games ... saw action in 68 plays, registering five pancake blocks during DSU's 21-6 win at Hampton (Sept. 26) ... recorded seven pancake blocks in 79 plays during DSU's 27-17 loss at Delaware (Sept. 19) ... part of an offensive line which registered 135 rushing yards (343 total yards) versus the Blue Hens ... appeared in 59 plays versus the Rattlers, recording seven pancake blocks.

32 ▶ Tahree McQUEEN

Running Back

r-Sophomore

5-10 / 195

Paterson, N.J. / Cincinnati / Eastside HS

2009 Honors

- ▶ MEAC Rookie of the Week (Sept. 28)

100-Yard Rushing Games

- ▶ 102 at Hampton (Sept. 26, 2009)

2009 (Sophomore): Named MEAC Rookie of the Week after notching first-career 100-yard outing during DSU's 21-6 win at Hampton (Sept. 26) ... carried the ball 21 times for 102 yards and caught three passes for 25 yards versus the Pirates ... recorded 60 all-purpose yards (25 rushing, 25 kick return, 10 punt return) at Delaware (Sept. 19) ... made DSU debut during this Hornets' 21-12 loss at Florida A&M (Sept. 5).

CAREER STATS (at DSU)

Rushing	G	No.	Yds	TD	Lg	Avg/c	Avg/g
2009	3	28	137	0	18	4.9	45.7

Rec	G	Rec	Yds	TD	Lg	Rec/g	Avg/c	Avg/g
2009	3	3	25	0	16	1.0	8.3	8.3

KO Returns	G	No.	Yds	Avg	TD	Lg
2009	3	2	51	25.5	0	26

Punt Returns	G	No.	Yds	Avg	TD	Lg
2009	3	2	10	5.0	0	10

CAREER HIGHS (at DSU)

Rushes: 21 at Hampton (Sept. 26, 2009)

Yards Rushing: 102 at Hampton (Sept. 26, 2009)

Long Rush: 18 at Hampton (Sept. 26, 2009)

Receptions: 3 at Hampton (Sept. 26, 2009)

Yards Receiving: 25 at Hampton (Sept. 26, 2009)

Long Reception: 16 at Hampton (Sept. 26, 2009)

Kick Returns: 1 two times (last at Delaware - Sept. 19, 2009)

Kick Return Yards: 26 at Florida A&M (Sept. 5, 2009)

Long Kick Return: 26 at Florida A&M (Sept. 5, 2009)

Punt Returns: 1 two times (last at Delaware - Sept. 19, 2009)

Punt Return Yards: 10 at Delaware (Sept. 19, 2009)

Long Punt Return: 10 at Delaware (Sept. 19, 2009)

All Purpose Yards: 60 at Delaware (Sept. 19, 2009)

2009 GAME-BY-GAME	Rush	Yds	TD	Lg	Rec	Yds	TD	Lg
at Florida A&M	2	10	0	7	0	0	0	0
at Delaware	5	25	0	9	0	0	0	0
at Hampton	21	102	0	18	3	25	0	16

2009 KICK RETURNS	KR	Yds.	Avg.	TD	Lg	APY	PR	Yds	Avg.	TD
at Florida A&M	1	26	26.0	0	26	36	1	0	0.0	0
at Delaware	1	25	25.0	0	25	60	1	10	10.0	0
at Hampton	0	0	0.0	0	0	127	0	0	0.0	0

56 ▶ Joe MENDES

Defensive Lineman

r-Junior

6-3 / 240

Montclair, N.J. / Montclair HS

2009 (Junior): Has appeared in 14-straight games for DSU ... tied career-high in tackles (4) during DSU's 21-6 win at Hampton (Sept. 26) ... made first-career start during DSU's 21-12 loss at Florida A&M (Sept. 5).

CAREER STATS (at DSU)

	G	UT	AT	TT	TFL	SK/YDS	FR	QBH
2006		Did not compete (freshman redshirt)						
2007	9	6	5	11	3.0-18	3.0-18	1	3
2008	11	11	10	21	4.5-20	3.5-16	0	3
2009	3	7	1	8	1.0-1	0.0-0	0	0
Totals	23	24	16	41	8.5-39	6.5-34	1	6

CAREER HIGHS (at DSU)

Tackles: 4 two times (last at Hampton - Sept. 26, 2009)

TFL: 2.0 two times (last vs. N.C. A&T - Oct. 18, 2008)

Sacks: 2.0 two times (last vs. N.C. A&T - Oct. 18, 2008)

FR: 1 vs. Morgan State (Oct. 20, 2007)

QBH: 2 two times (last vs. Florida A&M - Sept. 4, 2008)

2009 GAME-BY-GAME

	UT	AT	TT	TFL
at Florida A&M*	1	0	1	0.0-0
at Delaware*	2	1	3	1.0-1

4 ▶ Calvin MINER

Defensive Back

Sophomore

5-11 / 190

Sanford, Fla. / Lake Mary HS

2009 (Sophomore): Has played in four-straight games for the Hornets ... notched a career-high four tackles, including one tackle for loss at Florida A&M (Sept. 5).

CAREER STATS (at DSU)

	G	UT	AT	TT	TFL
2008	2	0	0	0	0.0-0
2009	3	7	3	10	1.0-3
Totals	5	7	3	10	1.0-3

CAREER HIGHS (at DSU)

Tackles: 4 at Florida A&M (Sept. 5, 2009)

TFL: 1.0 at Florida A&M (Sept. 5, 2009)

2009 GAME-BY-GAME

	UT	AT	TT	TFL
at Florida A&M	4	0	4	1.0-3
at Delaware	2	1	3	0.0-0
at Hampton	1	2	3	0.0-0

2009 Player Bios

3 ▶ Larrone MOORE

Wide Receiver

Junior

6-0 / 185

Hyattsville, Md. / Northwestern

2009 (Junior): Has appeared in 26-straight games for the Hornets ... recorded five catches for 45 yards at Delaware (Sept. 19) ... also notched two kick returns for 47 yards versus the Blue Hens ... made first start of the season at Florida A&M (Sept. 5), recording three catches for 51 yards, including a season-high 36-yard reception.

CAREER STATS (at DSU)

Rec	G	Rec	Yds	TD	Lg	Rec/g	Avg/c	Avg/g
2007	12	13	152	0	34	1.1	11.7	12.7
2008	11	32	319	1	45	2.9	10.0	29.0
2009	3	12	113	0	36	4.0	9.4	37.7
Totals	26	57	584	1	79	2.2	10.2	22.5

Rushing

	G	No	Yds	Avg	TD	Lg	Avg./G
2007	12	9	57	6.3	0	42	4.8
2008	11	1	7	7.0	0	7	0.6
2009	3	0	0	0.0	0	0	0.0
Totals	26	10	64	6.4	0	42	2.5

Kickoff returns

	G	No	Yds	Avg	TD	Lg
2007	12	21	431	20.5	0	44
2008	11	6	131	21.8	0	60
2009	2	3	48	16.0	0	25
Totals	25	30	610	20.3	0	60

CAREER HIGHS (at DSU)

Receptions: 6 vs. Central Connecticut State (Sept. 27, 2008)

Yards Receiving: 74 vs. Central Connecticut State (Sept. 27, 2008)

Long Repection: 45 vs. Winston-Salem State (Nov. 8, 2008)

Receiving Touchdown : 1 vs. Winston-Salem State (Nov. 8, 2008)

Rushes: 2 vs. Coastal Carolina (Sept. 1, 2007)

Yards Rushing: 46 vs. Coastal Carolina (Sept. 1, 2007)

Long Rush: 42 vs. Coastal Carolina (Sept. 1, 2007)

Kick Returns: 3 at Norfolk State (Nov. 15, 2008)

Kick Return Yards: 99 at Norfolk State (Nov. 15, 2008)

Long Kick Return: 60 at Norfolk State (Nov. 15, 2008)

All Purpose Yards: 124 at Norfolk State (Nov. 15, 2008)

2009 GAME-BY-GAME	Rec	Yds	TD	Lg	Rush	Yds	TD	Lg
at Florida A&M*	3	51	0	36	0	0	0	0
at Delaware*	5	45	0	15	0	0	0	0
at Hampton*	4	17	0	7	0	0	0	0

2009 KICK RETURNS	KR	Yds.	Avg.	TD	Lg	APY	PR	Yds	Avg.	TD
at Florida A&M	1	1	1.0	0	1	52	0	0	0	0
at Delaware	2	47	23.5	0	25	92	0	0	0	0
at Hampton	0	0	0.0	0	0	17	0	0	0	0

78 ▶ Nail MURADYMOV

Offensive Lineman

Sophomore

6-7 / 310

Burtonsville, Md. / Paint Branch HS

2009 (Sophomore): Blocked second field goal attempt of the season, registering three pancake blocks during DSU's 21-6 win at Hampton (Sept. 26) ... had two pancake blocks during 80 plays at Delaware (Sept. 19) ... part of an offensive line which registered 135 rushing yards (343 total yards) versus the Blue Hens ... made DSU debut, earning first-career start during the Hornets' 21-12 loss at Florida A&M (Sept. 5) ... blocked 36-yard field goal versus the Rattlers ... saw action in 59 paly, recording two pancake blocks.

6 ▶ Eugene PALMER

Defensive Back

Junnior

5-9 / 180

Pasadena, Calif. / Pasadena City College / John Muir HS

2009 (Senior): Made season debut during DSU's 21-6 win at Hampton (Sept. 26).

87 ▶ Nafis PICKETT

Wide Receiver

Senior

5-7 / 160

Claymont, Del. / Bishop McNamara

2009 (Senior): Made season debut during DSU's 21-12 loss at Florida A&M (Sept. 5)

CAREER STATS (at DSU)

	G	UT	AT	TT
2006	Did not compete			
2007	Did not compete			
2008	9	7	2	9
2009	3	0	0	0
Totals	11	7	2	9

CAREER HIGHS (at DSU)

Tackles: 2 three times (last at Norfolk State - Nov. 15, 2008)

2009 GAME-BY-GAME	Rec	Yds	TD	Lg	Rush	Yds	TD	Lg
at Florida A&M	0	0	0	0	0	0	0	0
at Delaware	0	0	0	0	0	0	0	0
at Hampton	0	0	0	0	0	0	0	0

2009 GAME-BY-GAME

	UT	AT	TT
at Florida A&M	0	0	0
at Delaware	0	0	0
at Hampton	0	0	0

23 ▶ Jason RANDALL

Running Back

Junior

5-11 / 180

Bowie, Md. / Bowie HS

2009 (Junior): Set career-marks in rushing attempts (20), rushing yards (93) and all-purpose yards (118) during DSU's 27-17 loss at Delaware (Sept. 19) ... also recorded career-long rush from scrimmage (31 yards) versus the Blue Hens ... made first-career start during DSU's 21-12 loss at Florida A&M (Sept. 5) ... Scored first-career touchdown, registering 54 yards on 16 carries versus the Rattlers.

CAREER STATS (at DSU)

Rushing	G	No.	Yds	TD	Lg	Avg/c	Avg/g
2008	4	0	0	0	0	0.0	0.0
2009	3	37	152	1	31	4.1	50.6
Totals	7	37	152	1	31	4.1	21.7

Rec	G	Rec	Yds	TD	Lg	Rec/g	Avg/c	Avg/g
2008	4	0	0	0	0	0.0	0.0	0.0
2009	3	4	45	0	19	1.3	11.2	15.0
Totals	7	4	45	0	19	0.6	11.2	6.4

CAREER HIGHS (at DSU)

Rushes: 20 at Delaware (Sept. 19, 2009)

Yards Rushing: 93 at Delaware (Sept. 19, 2009)

Long Rush: 31 at Delaware (Sept. 19, 2009)

Rushing Touchdowns: 1 at Florida A&M (Sept. 5, 2009)

Receptions: 2 at Delaware (Sept. 19, 2009)

Yards Receiving: 25 at Delaware (Sept. 19, 2009)

Long Repection: 19 at Delaware (Sept. 19, 2009)

All Purpose Yards: 118 at Delaware (Sept. 19, 2009)

2009 GAME-BY-GAME	Rush	Yds	TD	Lg	Rec	Yds	TD	Lg
at Florida A&M*	16	54	1	11	1	7	0	7
at Delaware*	20	93	0	31	2	25	0	19
at Hampton*	1	5	0	5	1	13	0	13

2009 Player Bios

7 ▶ Raphael REYNOLDS

Running Back
 Junior
 5-11 / 190
 San Fernando, Calif. / College of the Canyons / San Fernando HS

2009 (Junior): Made DSU debut during Hornets' 21-12 loss at Florida A&M (Sept. 5) ... saw action on special teams.

CAREER STATS (at DSU)

	G	UT	AT	TT
2009	1	1	0	1

CAREER HIGHS (at DSU)

Tackles: 1 at Florida A&M (Sept. 5, 2009)

2009 GAME-BY-GAME

	UT	AT	TT
at Florida A&M	1	0	1
at Delaware	DNP		
at Hampton	0	0	0

52 ▶ Aaron RICHARDSON

Defensive Lineman
 Freshman
 6-1 / 220
 Washington, D.C. / St. John's HS

2009 (Freshman): Made DSU debut during Hornets' 21-12 loss at Florida A&M (Sept. 5).

CAREER STATS (at DSU)

	G	UT	AT	TT
2009	3	0	0	0

2009 GAME-BY-GAME

	UT	AT	TT
at Florida A&M	0	0	0
at Delaware	0	0	0
at Hampton	0	0	0

68 ▶ Nick RICHMOND

Offensive Lineman
 r-Senior
 6-3 / 305
 Lampeter, Pa. / Lampeter-Strasburg HS

2009 Honors

- ▶ All State /AFCA Good Works Team Nominee
- ▶ Second Team Preseason All-MEAC (Phil Steele)
- ▶ NFF William V. Campbell Trophy Semifinalist

2009 (Senior): Has appeared in 26-straight gamesmade his 26th-consecutive start during DSU's 21-6 win at Hampton (Sept. 26) ... notched 4.5 pancake blocks in 79 plays at Delaware (Sept. 19) ... part of an offensive line which registered 135 rushing yards (343 total yards) versus the Blue Hens ... saw action in 59 plays at Florida A&M (Sept. 5), recording eight pancake blocks.

54 ▶ Ernest ROBINSON

Defensive Lineman
 Freshman
 6-2 / 300
 Cheltenham, Md. / Hargrave Military Academy / Gwynn Park HS

2009 (Freshman): Made DSU debut during Hornets' 21-12 loss at Florida A&M (Sept. 5).

CAREER STATS (at DSU)

	G	UT	AT	TT
2009	1	0	0	0

2009 GAME-BY-GAME

	UT	AT	TT
at Florida A&M	0	0	0
at Delaware	DNP		
AT Hampton	0	0	0

40 ▶ Eric SEWELL

Linebacker
 r-Senior
 5-11 / 280
 Hackensack, N.J. / Hackensack HS

2009 (Senior): Registered five tackles during DSU's 21-6 win at Hampton (Sept. 26) ... made first start of the season, recording four tackles and one forced fumble at Florida A&M (Sept. 5).

CAREER STATS (at DSU)

	G	UT	AT	TT	TFL	FF
2005	7	2	2	4	0.0/0	0
2006	6	4	12	16	0.0/0	0
2007	12	13	20	33	1.0/2	1
2008	2	1	1	2	0.0/0	0
2009	2	7	2	9	0.0-0	1
Totals	28	27	37	64	1.0/2	2

Rec.	G	No.	Yds	Td	Lg
2007	12	1	2	1	2

Kick Returns	G	No.	Yds	Td	Lg
2006	6	2	55	0	30
2007	12	1	10	0	10
Totals	18	3	65	0	40

CAREER HIGHS (at DSU)

Tackles: 9 at Delaware (Nov. 23, 2007)
TFL: 0.5 two times (last at Morgan State - Oct. 20, 2007)
FF: 1 two times (last at Florida A&M - Sept. 5, 2009)

2009 GAME-BY-GAME

	UT	AT	TT	FF
at Florida A&M*	4	0	4	1
at Delaware	DNP			
at Hampton*	3	2	5	0

2009 Player Bios

26 ▶ Marquis SPANN

Linebacker
 Sophomore
 6-2 / 200
 Paterson, N.J. / John F. Kennedy HS

2009 (Sophomore): Registered two tackles in DSU debut at Florida A&M (Sept. 5) ... saw action on special teams versus the Rattlers.

CAREER STATS (at DSU)

	G	UT	AT	TT
2009	3	2	1	3

CAREER HIGHS (at DSU)

Tackles: 2 at Florida A&M (Sept. 5, 2009)

2009 GAME-BY-GAME

	UT	AT	TT
at Florida A&M	2	0	2
at Delaware	0	0	0
at Hampton	0	1	1

38 ▶ Matt SPICER

Defensive Back
 Freshman
 5-11 / 175
 Lanahm, Md. / Eleanor Roosevelt HS

2009 (Freshman): Registered two tackles during DSU's 21-6 win at Hampton (Sept. 26) ... Notched two tackles (on special teams) at Delaware (Sept. 19) ... made DSU debut during DSU's 21-12 loss at Florida A&M (Sept. 5), seeing action on special teams.

CAREER STATS (at DSU)

	G	UT	AT	TT
2009	3	2	2	4

CAREER HIGHS (at DSU)

Tackles: 2 at Delaware (Sept. 19, 2009)

2009 GAME-BY-GAME

	UT	AT	TT
at Florida A&M	0	0	0
at Delaware	2	0	2
at Hampton	0	2	2

79 ▶ Steven STEINBACHER

Offensive Lineman
 Senior
 6-5 / 270
 Hereford, Md. / Parkton HS

2009 (Senior): Made season debut during DSU's 21-12 loss at Florida A&M ... saw action in eight plays versus the Rattlers.

29 ▶ Jerome STRUMS

Defensive Back
 r-Senior
 6-0 / 175
 Windsor, Conn. / Windsor HS

DSU Record Books

▶ **No. 5 in longest interception return (71 yards - at Delaware - 9/19/09)**

2009 (Senior): Has appeared in 17-straight games ... Made 14th-straight start during DSU's 21-6 win at Hampton (Sept. 26) ... registered his fourth-career interception with a 71-yard pick (fifth-longest in school history) for a touchdown versus the Blue Hens ... also notched three tackles versus Delaware (Sept. 19) ... recorded five tackles at Florida A&M (Sept. 5).

CAREER STATS (at DSU)

	G	UT	AT	TT	BLK	TFL	INT	PBU
2005	Did not compete (freshman redshirt)							
2006	8	5	1	6	1	0	0	0
2007	7	5	5	10	0	0	0	0
2008	11	20	20	40	0	0.5-0	3	2
2009	3	2	9	11	0	0.0-0	1	0
Totals	29	32	35	67	1	0.5-0	4	2

Punt Returns

	G	No	Yds	TD	Lg
2006	8	1	21	0	21

CAREER HIGHS (at DSU)

Tackles: 6 vs. Central Connecticut State (Sept. 27, 2008)

TFL: 0.5 at Howard (Nov. 22, 2008)

BLK: 1 vs. Bethune-Cookman (Oct. 7, 2007)

Interceptions: 2 vs. Florida A&M (Sept. 4, 2008)

PBU: 1 two times (last at Norfolk State - Nov. 25, 2008)

2009 GAME-BY-GAME

	UT	AT	TT	INT
at Florida A&M*	1	4	5	0
at Delaware*	0	3	3	1
at Hampton*	1	2	3	0

35 ▶ John SUTTON

Linebacker
 r-Junior
 6-1 / 240
 Buena, N.J. / Buena HS

2009 (Junior): Made first-career start during DSU's 27-17 loss at Delaware (Sept. 19) ... registered five tackles, including first-career sack versus the Blue Hens ... made DSU debut during Hornets' 21-12 loss at Florida A&M (Sept. 5).

CAREER STATS (at DSU)

	G	UT	AT	TT	TFL	SK/YDS
2009	3	7	0	7	1.0-7	1.0-7

CAREER HIGHS (at DSU)

Tackles: 5 at Delaware (Sept. 19, 2009)

TFL: 1.0 at Delaware (Sept. 19, 2009)

Sacks: 1.0 at Delaware (Sept. 19, 2009)

2009 GAME-BY-GAME

	UT	AT	TT	TFL	SK/YDS
at Florida A&M	0	0	0	0.0-0	0.0-0
at Delaware*	5	0	5	1.0-7	1.0-7
at Hampton	2	0	2	0.0-0	0.0-0

