

# Delaware State Men's Basketball



**2009-10 Prospectus**

## DSU Quick Facts

### General Information

Location	Dover, Del.	19901
Founded		1891
Enrollment		3,534
Acting President	Dr. Claibourne D. Smith	
Director of Athletics	Derek Carter	
Faculty Representative	Dr. Jan Blade	
Nickname		Hornets
Colors		Columbia Blue & Red
National Affiliation		NCAA Division I
Conference		Mid-Eastern Athletic Conference
Arena		Memorial Hall
Capacity		2,000
Press Row Phone		(302) 857-7112

### History

First Year of Basketball	1949
All-Time Record	.641-871
All-Time MEAC Record	.256-298
Regular Season Titles	Three
	(04-'05, '05-'06, '06-'07)
MEAC Tournament Titles	One ('05)
All-Time MEAC Tourney Record	.19-36
All-Time NCAA Tournament Record	.0-1
Last: First Round (57-46 L to Duke - 3/18/05)	
All-Time Post-Season NIT Record	.1-2
Last: First Round (74-50 L at WVU 3/17/2007)	
All-Time Post-Season Record	.20-39

### Coaching Staff

Head Coach	Greg Jackson
Alma Mater	St. Paul's/1980
Record at DSU	140-136 (.507)/nine seasons
Career Record	303-213 (.587)/18 seasons
Basketball Office Phone	(302) 857-7493
Best time to reach	Contact SID
Assistant Coaches	
Keith Walker	10th season
(Clemson, '81)	
Jarrell Wilkerson	10th season
(Norfolk State, '79)	
Arthur Tyson	10th season
(North Carolina Central, '84)	
Dir. of Basketball Operations	
Michael Bernard	fourth season
(Kentucky State, '70)	
Equipment Manager	Mark Springs
Sports Medicine	Cara Cordrey
Administrative Assistant	Jane Hicks

### Team Information

2008-09 Overall Record	8-24
Home	5-6
Away	3-14
Neutral	0-4
2008-09 MEAC Record	6-10
Home	3-5
Away	3-5
Conference Finish	10th

### Lettermen Returning (7)

Kris Douse (F); Marcus Neal (G); Sheridan Price (F); Frisco Sandidge (F); Greg Smith (F); Trevor Welcher (G); Chad Wilson (G)

### Lettermen Lost (9)

Fred Bouie (G); Jerel Chavis (G); Arturo Dubois (F); Mike Foster (F); Jared Grady (G); Greg Jackson, Jr. (G); Donald Johnson (G); Tramaine Johnson (G); Terrence Parkes (F)

### Starters Returning/Lost (3/2)

### Newcomers (12)

Brandon Baylor (G); Amir Bell (G); Jamil Brown (F); Jabari Joyner (G); James Marcellus (F); Justin May (G); Johnny Newman (G); Brandon Oliver (G); Marques Oliver (F); Terron Stowe (F); Jay Threatt (G); Andre Wilburn (G)

## 2009-10 DSU Alphabetical Roster

No.	Name	Pos	Ht	Wt	Cl	Hometown / Previous School
	Brandon Baylor	G	6-2	170	SO	Baltimore, Md. / Catonsville CC
	Amir Bell	G	6-4	210	FR	Los Angeles, Calif. / Lighthouse Christian Academy
	Jamil Brown	F	6-2	210	FR	Philadelphia, Pa. / Lambertson HS
34	Kris Douse	F	6-6	215	SR	Brampton, Ontario / Univ. of Nebraska
	Jabari Joyner	G	5-8	160	FR	Neptune, N.J. / Neptune HS
	James Marcellus	F	6-8	240	SO	Dorchester, Mass. / Polk (Fla.) College
30	Marcus Neal	G	6-5	205	SR	Trenton, N.J. / Laurinburg Institute
15	Alibaba Odd	G	6-2	200	FR	Philadelphia, Pa. / Notre Dame Prep
	Brandon Oliver	G	6-4	195	FR	Durham, N.C. / Panther Creek HS
	Marques Oliver	F	6-7	210	FR	Durham, N.C. / Panther Creek HS
45	Sheridan Price	F	6-7	210	JR	Silver Springs, Md. / Hagerstown CC
55	Frisco Sandidge	F	6-6	210	r-SR	Lynchburg, Va. / Heritage HS
42	Greg Smith	F	6-7	245	SR	Kansas City, Mo. / Metro CC
	Terron Stowe	F	6-2	270	JR	UJamaica Queens N.Y. / Tech. Career Institutes
	Jay Threatt	G	5-11	170	SO	Richmond, Va. / George Mason
1	Trevor Welcher	G	5-11	160	JR	Augusta, Ga. / Richmond Academy
	Andre Wilburn	F	6-3	180	FR	New Castle, Del. / Archbishop Carroll
0	Chad Wilson	G	6-0	170	JR	Alexandria, Va. / Potomac State College

Head Coach: Greg Jackson (St. Paul's, '80) – 10th Season

Assistant Coaches – Jarrell Wilkerson (Norfolk State, '75) – 10th Season; Keith Walker (Clemson, '81) – 10th Season; Arthur Tyson (North Carolina Central, '81) – 10th Season.

Director of Basketball Operations: Mike Bernard (Kentucky State, '70) – Fourth Season

Coming off the worst season in Head Coach Greg Jackson's career, Delaware State enters the 2009-2010 season looking to return to prominence in the Mid-Eastern Athletic Conference. The Hornets finished last season with an 8-24 record (6-10 MEAC) and a tenth-place finish in the conference standings.

Averaging 57.7 points-per-game while shooting 42.3 percent from the field, the Hornets ended the 2008-09 season with a 51-32 loss to the Hampton Pirates in the first round of the last year's MEAC Basketball Tournament, marking the first time a team led by Coach Jackson did not advance to the quarterfinals.

The 2009-10 season will mark Coach Jackson's 10th season with the Hornets and 19th year overall. He is 140-136 at DSU, ranking second on the Hornets' list for career wins and owns DSU's best career-winning percentage (.507). With 276 contests under his belt, Jackson will coach his 300th game at Delaware State this season.

The 2009-10 version of the Delaware State Hornets will have a new look and feel from last season. The Hornets return seven letter winners and three starters from last year's team and add a total of 11 newcomers to the mix.

The Hornets will look to replace the 3-point shooting threat of Donald Johnson. The team's leading scorer last season (12.3 points-per-game), Johnson shot 40.6 percent (115-of-283) from the floor and 40.1 percent (67-of-167) from downtown. Coach Jackson and his staff will rely on the leadership of the team's upperclassmen to fill the void.



### Delaware State University Athletic Media Relations

Mailing Address:

1200 N. DuPont Highway

Dover, DE 19901-2277

Phone: (302) 857-6065; (302) 857-7365; (302) 857-6068; (302) 857-6239

Fax: (302) 857-6034; (302) 857-6069

Website: www.DSUHornets.com

### MEDIA RELATIONS

Asst. AD/Media Relations/Men's Basketball Contact: .....Paul Dodson

Phone: .....302-857-7365

Email: .....pdodson@desu.edu

Assistant Media Relations Director: .....Dennis Jones

Phone: .....302-857-6068

Email: .....djones@desu.edu

## 2009-10 Delaware State Basketball

Leading the way for DSU are seniors Frisco Sandidge and Marcus Neal. Sandidge played and started in all 32 games last season, averaging 10.4 points-per-game (second on the team) and a team-high 6.7 rebounds-per-game. He led the team with 213 boards and steals (32). Shooting 49.2 percent (125-of-254) from the floor and 68.1 percent (79-of-116) from the free-throw line, Sandidge was among the leaders in the MEAC conference in scoring (No. 16), rebounding (No. 6), FG percentage (No. 7), FT percentage (No. 13), blocked shots (No. 5) and minutes played (No. 10). Neal – last season's team captain – started in 30 games in 2008-09. The Trenton, N.J., native averaged 8.4 points-per-game (fourth on the team) and 3.3 rebounds-per-game (third on the team). Neal shot 39.8 percent (90-of-226) from the floor and 35.7 percent (41-of-115) from beyond the arc. Last season, Neal registered career-highs in rebounds (98), assists (55) and steals (15). He ranked among the MEAC leaders in scoring (No. 29) and 3-point shooting (No. 11).

Junior Trevor Welcher saw action in all 32 games, making 14 starts last season. Averaging 5.4 points-per-game and 2.2 assists-per-game, Welcher registered a team-high 71 assists, while tallying a career-best 77 rebounds. He led the Hornets with 40 steals and shot 40.7 percent from the floor (59-of-145) and 25.8 percent (16-of-62) from 3-point land. Welcher finished the year ranked No. 12 in the MEAC in steals-per-game (1.3).



automatic bid into the NCAA Tournament.

Returners Kris Douse (3.8 ppg, 1.9 rpg), Sheridan Price (0.2 ppg, 0.2 rpg), Greg Smith (1.5 ppg, 1.2 rpg) and Chad Wilson (0.3 ppg, 0.6 rpg) will be looked upon to make major contributions this year.

A lot of new talent will be infused into this year's team as four transfers and seven true freshman look to make their mark at Delaware State. Brandon Baylor (G); Amir Bell (G); Jamil Brown (F); Jabari Joyner (G); James Marcellus (F); Alibaba Odd (G); Brandon Oliver (G); Marques Oliver (F); Terron Stowe (F); Jay Threath (G); Andre Wilburn (F) will give DSU a new look and a lot of depth this season.

Comprised of 21 teams from nine difference conferences, the 2009-10 schedule will feature four teams that earned berths in the 2009 NCAA Tournament. Included in this year's schedule will be three former NCAA Division I Champions (Arkansas, Ohio State and UCLA) as well as the first meeting between Delaware State and Delaware since 2000.

The Hornets will travel to Princess Anne, Md., to take on UMES (7-23, 3-13 MEAC) in the team's conference opener on Dec. 5 and will close out the 2009-10 schedule versus the Hawks on March 4 at Memorial Hall. The 16-game conference slate will feature eight games at home, including five games during the month of February and "senior day" on March 4.

The MEAC Basketball Tournament will take place March 8-13 at the Lawrence Joel Veterans Memorial Coliseum in Winston-Salem, N.C. All 11 teams make the postseason tournament with the winner earning an au-



## 2009-10 Schedule

Date	Opponent	Site	Time	Note
Nov. 14	<b>HOLY FAMILY</b>	<b>DOVER, DEL.</b>	7:30 p.m.	◆ Hornets open '09-'10 season versus the Tigers
Nov. 16	<b>WILMINGTON</b>	<b>DOVER, DEL.</b>	7:30 p.m.	◆ DSU owns a 4-0 record versus the Wildcats
Nov. 18	<b>MAINE</b>	<b>DOVER, DEL.</b>	7:00 p.m.	◆ DSU won last meeting with Black Bears (60-52 in '01)
Nov. 24	<b>MARY WASHINGTON</b>	<b>DOVER, DEL.</b>	7:30 p.m.	◆ First-ever meeting between DSU at Mary Washington
Dec. 1	<b>DELAWARE</b>	<b>DOVER, DEL.</b>	7:30 p.m.	◆ DSU faces UD for the first time since 2000
Dec. 5	at UMES*	Princess Anne, Md.	6:00 p.m.	◆ Hornets have won 10 straight over the Hawks
Dec. 7	at Arkansas	Fayetteville, Ark.	TBA	◆ DSU trails series history, 3-0
Dec. 12	at Arizona State	Tempe, Ariz.	TBA	◆ ASU advanced to the 2nd rd. of '09 NCAA Tourney
Dec. 19	at Ohio State	Columbus, Ohio	TBA	◆ DSU returns to Ohio for the second-straight season
Dec. 27	at UCLA	Los Angeles, Calif.	TBA	◆ UCLA ranked No. 18 at the end of the '08-'09 season
Dec. 30	<b>LEHIGH</b>	<b>DOVER, DEL.</b>	7:30 p.m.	◆ Mountain Hawks hold a 2-1 edge in the series history
Jan. 9	<b>WINSTON-SALEM STATE</b>	<b>DOVER, DEL.</b>	4:00 p.m.	◆ Last season DSU beat the Rams by 23
Jan. 11	<b>SOUTH CAROLINA STATE*</b>	<b>DOVER, DEL.</b>	7:30 p.m.	◆ Hornets look to avenge last season's 52-69 loss
Jan. 16	at Bethune-Cookman*	Daytona Beach, Fla.	4:00 p.m.	◆ B-CU swept DSU last season
Jan. 18	at Florida A&M*	Tallahassee, Fla.	7:30 p.m.	◆ FAMU opens new home this season
Jan. 23	at Morgan State*	Baltimore, Md.	4:00 p.m.	◆ Defending MEAC Champions
Jan. 25	at Coppin State*	Baltimore, Md.	7:30 p.m.	◆ Eagles open new arena in '09-'10
Jan. 30	<b>HAMPTON*</b>	<b>DOVER, DEL.</b>	4:00 p.m.	◆ Pirates eliminated Hornets from 2009 MEAC Tourney
Feb. 1	<b>HOWARD*</b>	<b>DOVER, DEL.</b>	7:30 p.m.	◆ Jackson is 14-3 all-time vs. Howard
Feb. 6	at North Carolina A&T*	Greensboro, N.C.	4:00 p.m.	◆ Jackson has 18 wins over the Aggies (most vs. MEAC)
Feb. 8	at Norfolk State*	Norfolk, Va.	7:30 p.m.	◆ Hornets have won 17 games over NSU (last 10 years)
Feb. 13	<b>BETHUNE-COOKMAN*</b>	<b>DOVER, DEL.</b>	4:00 p.m.	◆ Jackson is 14-4 all-time vs. the Wildcats
Feb. 15	<b>FLORIDA A&amp;M*</b>	<b>DOVER, DEL.</b>	7:30 p.m.	◆ FAMU holds a slight advantage over DSU (32-31)
Feb. 17	<b>MORGAN STATE*</b>	<b>DOVER, DEL.</b>	7:00 p.m.	◆ Morgan State owns a 43-33 advantage over DSU
Feb. 22	<b>COPPIN STATE*</b>	<b>DOVER, DEL.</b>	7:30 p.m.	◆ Coppin State leads DSU, 39-18, in the series history
Feb. 27	at Hampton*	Hampton, Va.	4:00 p.m.	◆ DSU leads the series history, 21-17
March 4	<b>UMES*</b>	<b>DOVER, DEL.</b>	7:30 p.m.	◆ DSU is 48-43 all-time vs. UMES
Mar. 8-13	MEAC Basketball Tournament	Winston-Salem, N.C.	TBA	◆ DSU is 19-36 all-time in the MEAC Tourney

Dates and times subject to change;

All Times Eastern;

Home games bolded and in CAPS.

\*-MEAC games

## Head Coach Greg Jackson



**10th Season**  
St. Paul's, '80

Jackson is in his 10th season as head coach of the Hornets. Since his arrival, the program has been at or near the top of the Mid-Eastern Athletic Conference (MEAC) standings each year.

Now in his 19th season as a collegiate head coach, the Augusta, Ga., native holds a career record of 303-213, earning his 300th-career victory with a 64-58 win over Florida A&M on January 26, 2009. For his career, Jackson has coached 516 games, leading his squad to four NCAA post-season tournaments (both Division I & II), including DSU's first-ever NCAA Tournament appearance (2005).

### Jackson Quick Facts

**Born:**

December 29, 1959

**Education:**

Earned a bachelor's degree in elementary education from St. Paul's in 1980 ... earned a master's degree in educational technology from North Carolina Central in 1994.

**Playing Experience:**

A four-year starter and a three-time All-CIAA selection at St Paul's ... His 2,249 career points is tops in school history, and rank 12th on the all-time CIAA scoring list ... he earned All-America Honorable Mention and CIAA Co-player-of-the-Year honors ('79-'80).

**Coaching Experience:**

Assistant coach at North Carolina Central under Mike Bernard (1985-1991) ... Head coach at North Carolina Central (1991-2000) ... Head coach at Delaware State (2000-present).

He is 140-136 at DSU, ranking second on the Hornets' list for career wins and owns DSU's best career-winning percentage (.507). With 276 contests under his belt, Jackson will coach his 300th game at Delaware State this season.

Jackson's tenure is highlighted by the school's only MEAC Tournament championship and NCAA tournament berth, three regular season conference titles and only national post-season win. In addition, he is a two-time MEAC Coach-of-the-Year.

Jackson led the Hornets to three consecutive MEAC regular season titles from 2004 to '07. Following the 2004-05 regular season crown, the Hornets captured the first MEAC Tournament championship in

team history. DSU won the tournament with a nationally-televised, last-second victory over Hampton (55-53).

He earned further acclaim for his coaching skill in the Hornets' 57-46 loss to number one seeded Duke in the 2005 NCAA Tournament. DSU entered the contest as a 26-point underdog. Jackson was praised by legendary Duke Head Coach Mike Krzyzewski during the nationwide broadcast.

Following Delaware State's 2006 MEAC regular season, the Hornets were upset by Hampton in the conference tournament championship game. Following the heartbreaking loss, Jackson had less than three days to prepare his team for a trip to Flagstaff, Arizona and the opening round of the National Invitation Tournament. All he did was lead the Hornets to a 58-53 triumph of the Lumberjacks for the first national tournament win in team history

The 2005-06 Hornets also set school records for overall wins (21), MEAC wins (16) and regular season wins (18). In addition, Delaware State posted a team-record nine-game winning streak that season. The 16 MEAC wins tied for second best in the history of the league.

Jackson was selected by his peers as the 2005-06 MEAC Coach-of-the-Year, the first Delaware State coach to earn the award since 1977.

Delaware State's 2006-07 squad also posted a 16-2 MEAC record (21-13 overall) to capture its third straight regular season title. Jackson was rewarded with his second straight MEAC Coach-of-the-Year award.

During the three-year MEAC regular season "three-peat," the Hornets posted a league record of 46-8 (.850). Jackson is 109-49 vs. MEAC opponents as head coach of the Hornets (.690).

Delaware State was 30-78 in the four years prior to Jackson's arrival. He inherited a team that was 6-22 the previous season.

On January 28, 2006, Jackson was presented with the Tubby Raymond Award as the most outstanding coach in the state of Delaware, the first time a DSU coach has received the honor.

In September 2006, Jackson was presented with the "Unsung Hero Award" by the William E. Proudford Sickle Cell Fund, Inc. in recognition of his dedication to improving the lives of individuals with sickle cell disease through his personal testimony. He has shared publicly the story of his son Greg, Jr.'s fight against sickle cell, their religious faith that helped them through it, as well as his role as a father caring for his son.

Prior to accepting the Delaware State job in May 2000, Jackson spent the previous 16 years at Division II North Carolina Central University, the last nine as head coach of the Eagles.



# Head Coach Greg Jackson

## The Greg Jackson File ...

### Delaware State University - Head Coach (2000-present)

Season	Record	MEAC (Finish)	Postseason
2000-01	13-15	11-7/Second	MEAC Semifinals
2001-02	16-13	12-6/Second	MEAC Championship Game
2002-03	15-12	13-5/Second	MEAC Quarterfinals
2003-04	13-15	11-7/Third	MEAC Semifinals
2004-05	19-14	14-4/First	MEAC Champions First Round NCAA Tournament
2005-06	21-14	16-2/First	MEAC Championship Second Round NIT
2006-07	21-13	16-2/First	MEAC Championship First Round NIT
2007-08	14-16	10-6/Fourth	MEAC Semifinals
2008-09	8-24	6-10/Tenth	MEAC First Round
<b>Totals</b>	<b>140-136 (.507)</b>	<b>109-49 (.690)</b>	

### North Carolina Central - Head Coach (1991-2000)

Season	Record	Postseason
1991-92	13-13	
1992-93	26-4	NCAA Elite Eight
1993-94	20-5	
1994-95	14-12	
1995-96	20-7	NCAA Regional Championship
1996-97	20-6	NCAA Regional Championship
1997-98	18-8	
1998-99	15-13	
1999-00	17-9	
<b>Totals</b>	<b>163-77 (.679)</b>	

### North Carolina Central - Assistant Coach (1985-91)

Season	Record	Postseason
1985-86	14-12	
1986-87	15-13	
1987-88	26-3	NCAA Regional Championship
1988-89	28-4	NCAA Division II Champions
1989-90	23-5	NCAA Regional Championship
1990-91	9-19	
<b>Totals</b>	<b>115-56 (.684)</b>	

**Career Head Coaching Record:** 303-213 (.587)

Under Jackson's leadership, NCCU did not have a losing season and posted an overall record of 163-77. He led the Eagles to five Central Intercollegiate Athletic Association (CIAA) division titles, and three trips to the NCAA playoffs. He also earned three CIAA Coach-of-the-Year awards. He is one of two coaches in the history of the NCCU men's basketball program to compile 20 or more victories in four seasons, joining NBA Coaches Hall of Fame inductee John McLendon.

In his first year as head coach of the Eagles, Jackson earned his first CIAA Coach of the Year award after posting a 13-13 record with a team of new players. The following year, NCCU posted a 26-4 record, captured the CIAA Southern Division championship and advanced to the quarterfinals of the 1993 NCAA Tournament.

In 1994, Jackson led the Eagles to a 20-5 overall record and a second consecutive CIAA Southern Division title. In 1995-96, the Eagles won 18 of their first 19 games, including 16 straight, while earning a third CIAA Southern title in four years, and another trip to the NCAA playoffs. That season, NCCU was ranked as high as number 12 in the Division II national poll.

In 1996-97, Jackson led the Eagles to a 20-6 record, a fourth CIAA Southern crown in five years and the number one seed in the NCAA Tournament South Atlantic Regional. The following year, NCCU posted a 12-0



home record en route to an 18-8 overall mark. In 1998-99, Jackson led a team with nine new players to a 15-13 overall record and an appearance in the CIAA Tournament semifinals.

Prior to becoming head coach at North Carolina Central, Jackson was an Eagles assistant under Mike Bernard for seven years. He was on the staff when NCCU captured the NCAA Division II national championship in 1989.

During his playing days at St. Paul's, Jackson was a four-year starter and a three-time All-CIAA selection. His 2,249 career points is tops in school history, and rank 12th on the all-time CIAA scoring list. As a junior (1979-80), he led all collegiate players in scoring, averaging 30.5 points-per-game. That season, he earned All-America Honorable Mention and CIAA Co-player-of-the-Year honors.

St. Paul's retired Jackson's number 23 jersey in 1991.

Jackson earned a bachelor's in Elementary Education from St. Paul's in 1980 and a master's in Educational Technology from North Carolina Central in 1994.

Jackson has three sons, Greg Jr. (21), Justin (9) and Jaylen (4)

# Head Coach Greg Jackson

Alabama A&M	1-0	Michigan	0-4
Albany (N.Y.)	1-0	Michigan State	0-1
Albany State (Ga.)	1-0	Missouri State	0-1
Allen	2-0	Morgan State	9-9
Arizona State	0-2	Morris Brown	3-0
Arkansas	0-1	Murray State	0-2
Austin Peay	0-1	Nebraska	0-1
Barber-Scotia	1-0	Norfolk State	17-8
Baylor	0-1	N.C. A&T	18-8
Benedict	0-2	N.C. State	0-1
Bethune-Cookman	14-4	N.C. Wesleyan	1-0
Bowie State	11-0	Northern Arizona	1-0
Bradley	0-1	Northwestern	0-2
Buffalo	1-1	Notre Dame	0-1
California	0-1	Oakland	0-1
Cal State-Bakersfield	0-1	Ohio State	0-1
Charlotte	0-1	Old Dominion	0-1
Cheyney	2-1	Paine	3-1
Clafin	2-0	Pfeiffer	1-1
Clark-Atlanta	4-1	Pittsburgh	0-1
Columbia	0-1	Purdue	0-1
Connecticut	0-1	Richmond	0-1
Coppin State	10-7	Rutgers	0-3
Creighton	0-2	St. Augustine's	17-5
Dayton	0-2	St. Paul's	9-2
Delaware	0-1	Sam Houston State	0-1
Drake	0-1	Savannah State	2-0
Duke	0-1	Shaw	11-5
Eastern Michigan	0-1	Seton Hall	0-1
Elizabeth City State	4-9	South Carolina St.	9-8
Fairleigh-Dickinson	2-0	Southern	1-0
Fayetteville State	11-7	Tennessee State	0-1
Florida A&M	10-8	Towson	1-1
Fordham	0-1	UCLA	0-1
Georgetown	0-1	UDC	1-0
Georgia	0-1	UMES	15-2
Georgia College	0-1	UMKC	0-1
Hampton	14-11	UNLV	0-1
Hartford	1-1	USC	0-1
Howard	14-3	UTEP	0-1
Illinois	0-1	Valdosta State	1-0
Jackson State	1-0	Villanova	0-1
Jacksonville State	2-0	Virginia State	8-1
Johnson C. Smith	13-6	Virginia Union	4-10
Kent State	1-0	Voorhees	1-0
Kentucky	0-1	West Georgia	1-0
Knoxville	3-0	West Florida	0-1
Kutztown	1-0	West Virginia	0-3
Lane College	1-0	W. Virginia College	0-1
Lehigh	0-2	Wichita State	0-1
Lenoir-Rhyne	2-1	Wilberforce	2-0
Livingstone	16-3	Wilmington	1-0
Longwood	0-1	Wisconsin	0-1
Louisville	0-1	Wisconsin-Green Bay	0-1
LSU	0-1	Winston-Salem St.	17-6
Maine	1-1	Xavier	0-1
Maryland	0-3	<b>Total</b>	<b>303-213</b>
Marquette	0-3		

## Jackson's Game-by-Game

### at Delaware State

**2000-01 (13-15, 11-7 MEAC)**

**(8-3 home, 5-11 away, 0-1 neutral)**

Date	Opponent	W/L	Score	Location
Nov. 20	Delaware	L	54-79	Newark, Del.
Nov. 27	Drake	L	44-82	Des Moines, Iowa
Nov. 29	UMKC	L	49-73	Kansas City, Mo.
Dec. 2	Lehigh	L	51-58	Bethlehem, Pa.
Dec. 4	S.C. State (*)	L	61-69	Dover, Del.
Dec. 6	N.C. A&T (*)	W	64-62	Dover, Del.
Dec. 12	Towson	W	84-66	Dover, Del.
Dec. 19	Wyoming	L	64-92	Laramie, Wyo.
Dec. 23	Maine	L	65-74	Dover, Del.
Dec. 30	West Virginia	L	53-74	Morgantown, W.Va.
Jan. 6	UMES (*)	W	54-59	Princess Anne, Md.
Jan. 8	Howard (*)	L	63-64	Washington, D.C.
Jan. 13	Hampton (*)	L	54-79	Hampton, Va.
Jan. 15	Norfolk State (*)	W	63-59	Norfolk, Va.
Jan. 20	Beth.-Cookman (*)	W	62-53	Dover, Del.
Jan. 22	Florida A&M (*)	W	74-57	Dover, Del.
Jan. 27	Coppin State (*)	L	55-66	Baltimore, Md.
Jan. 29	Morgan State (*)	W	72-66	Dover, Del.
Feb. 3	S.C. State (*)	L	53-67	Orangeburg, S.C.
Feb. 5	N.C. A&T (*)	W	78-77	Greensboro, N.C.
Feb. 10	UMES (*)	W	83-62	Dover, Del.
Feb. 12	Howard (*)	W	80-52	Dover, Del.
Feb. 17	Hampton (*)	L	73-58	Dover, Del.
Feb. 19	Norfolk State (*)	W	73-69	Dover, Del.
Feb. 24	Beth.-Cookman (*)	W	63-56	Daytona Beach, Fla.
Feb. 26	Florida A&M (*)	W	68-66	Tallahassee, Fla.
Feb. 28	Albany	W	70-58	Albany, N.Y.
Mar. 8	N.C. A&T (MT)	L	73-83	Richmond, Va.

**2001-02 (16-13, 12-6 MEAC)**

**(7-3 home, 8-9 away, 1-1 neutral)**

Date	Opponent	W/L	Score	Location
Nov. 16	Hartford	W	67-57	Dover, Del.
Nov. 20	Maine	W	60-52	Oronoo, Maine
Nov. 24	Maryland	L	53-77	College Park, Md.
Nov. 26	Old Dominion	L	62-72	Norfolk, Va.
Dec. 1	S.C. State (*)	W	78-63	Orangeburg, S.C.
Dec. 3	N.C. A&T (*)	W	76-63	Greensboro, N.C.
Dec. 8	Eastern Michigan	L	62-75	Ypsilanti, Mich.
Dec. 19	Fordham	L	70-80	Bronx, N.Y.
Dec. 22	Fairleigh Dickinson	W	79-73	Teaneck, N.J.
Dec. 28	Villanova	L	44-67	Villanova, Pa.
Jan. 2	Towson	L	57-64	Towson, Md.
Jan. 5	Coppin State (*)	W	57-46	Dover, Del.
Jan. 7	Morgan State (*)	W	77-67	Dover, Del.
Jan. 12	Beth.-Cookman (*)	W	86-66	Dover, Del.
Jan. 14	Florida A&M (*)	W	65-50	Dover, Del.
Jan. 19	Hampton (*)	L	55-58	Hampton, Va.
Jan. 21	Norfolk State (*)	W	82-62	Norfolk, Va.
Jan. 26	UMES (*)	W	77-67	Dover, Del.
Feb. 2	S.C. State (*)	L	55-61	Dover, Del.
Feb. 4	N.C. A&T (*)	W	75-61	Dover, Del.
Feb. 9	Coppin State (*)	W	67-65	Baltimore, Md.
Feb. 11	Morgan State (*)	W	54-52	Baltimore, Md.
Feb. 16	Beth.-Cookman (*)	W	67-56	Daytona Beach, Fla.
Feb. 18	Florida A&M (*)	L	62-69	Tallahassee, Fla.
Feb. 21	Hampton (*)	L	58-63	Dover, Del.
Feb. 25	Norfolk State (*)	W	73-66	Dover, Del.
Mar. 2	Howard (*)	W	71-64	Washington, D.C.
Mar. 6	Coppin State (MT)	W	54-45	Richmond, Va.
Mar. 8	Howard (MT)	L	56-65	Richmond, Va.

# Head Coach Greg Jackson

## 2002-03 (15-12, 13-5 MEAC) (11-0 home, 4-11 away, 0-1 neutral)

Date	Opponent	W/L	Score	Location
Nov. 22	West Virginia	L	46-59	Morgantown, W.Va.
Nov. 24	Dayton	L	38-65	Dayton, Ohio
Nov. 30	Hartford	L	57-70	Hartford, Conn.
Dec. 3	LSU	L	44-65	Baton Rouge, La.
Dec. 7	Fairleigh Dickinson	W	83-75	Dover, Del.
Dec. 14	Wagner	W	70-63	Dover, Del.
Dec. 16	Creighton	L	48-68	Omaha, Neb.
Dec. 28	Rutgers	L	41-54	Piscataway, N.J.
Jan. 4	Florida A&M (*)	W	62-55	Dover, Del.
Jan. 6	Beth.-Cookman (*)	W	70-47	Dover, Del.
Jan. 11	N.C. A&T (*)	W	60-50	Greensboro, N.C.
Jan. 13	S.C. State (*)	L	53-81	Orangeburg, S.C.
Jan. 18	Coppin State (*)	L	46-54	Baltimore, Md.
Jan. 20	Morgan State (*)	L	72-80	Baltimore, Md.
Jan. 25	UMES (*)	W	56-46	Dover, Del.
Jan. 27	Howard (*)	W	70-61	Dover, Del.
Feb. 1	Hampton (*)	W(OT)	71-66	Hampton, Va.
Feb. 3	Norfolk State (*)	W	71-56	Dover, Del.
Feb. 8	Florida A&M (*)	L	77-97	Tallahassee, Fla.
Feb. 10	Beth.-Cookman (*)	L	43-48	Daytona Beach, Fla.
Feb. 15	N.C. A&T (*)	W	70-63	Dover, Del.
Feb. 19	S.C. State (*)	W	83-78	Dover, Del.
Feb. 22	Coppin State (*)	W	69-65	Dover, Del.
Feb. 24	Morgan State (*)	W	80-53	Dover, Del.
Mar. 1	UMES (*)	W	70-57	Princess Anne, Md.
Mar. 3	Howard (*)	W	59-56	Washington, D.C.
Mar. 12	Howard (MT)	L(OT)	65-68	Richmond, Va.

## 2003-04 (13-15, 11-7 MEAC) (7-3 home, 5-11 away, 1-1 neutral)

Date	Opponent	W/L	Score	Location
Nov. 21	UNLV	L	55-65	Las Vegas, Nev.
Nov. 29	Georgetown	L	54-63	Washington, D.C.
Dec. 2	Wagner	W	59-48	Staten Island, N.Y.
Dec. 6	Creighton	L	48-77	Omaha, Neb.
Dec. 8	Nebraska	L	39-58	Lincoln, Neb.
Dec. 22	Michigan	L	50-55	Ann Arbor, Mich.
Dec. 28	Murray State	L	56-65	Dover, Del.
Dec. 30	Charlotte	L	52-72	Charlotte, N.C.
Jan. 3	UMES (*)	W	60-55	Princess Anne, Md.
Jan. 10	Coppin State (*)	W	67-50	Dover, Del.
Jan. 12	Morgan State (*)	W	68-60	Dover, Del.
Jan. 14	Howard (*)	W	61-59	Washington, D.C.
Jan. 17	Florida A&M (*)	L	66-76	Tallahassee, Fla.
Jan. 19	Beth.-Cookman (*)	W	75-59	Daytona Beach, Fla.
Jan. 24	Hampton (*)	W	65-56	Hampton, Va.
Jan. 26	Norfolk State (*)	L(OT)	80-82	Dover, Del.
Jan. 31	N.C. A&T (*)	W	74-61	Dover, Del.
Feb. 2	S.C. State (*)	L	42-60	Orangeburg, S.C.
Feb. 7	UMES (*)	L(OT)	66-69	Dover, Del.
Feb. 14	Coppin State (*)	L	39-50	Baltimore, Md.
Feb. 16	Morgan State (*)	L(OT)	60-64	Baltimore, Md.
Feb. 21	Florida A&M (*)	W	76-66	Dover, Del.
Feb. 23	Beth.-Cookman (*)	W	84-53	Dover, Del.
Feb. 28	Norfolk State (*)	W	49-44	Norfolk, Va.
Mar. 1	Hampton (*)	L	68-74	Hampton, Va.
Mar. 4	Howard (*)	W	85-73	Dover, Del.
Mar. 11	Norfolk State (MT)	W	67-55	Richmond, Va.
Mar. 12	Coppin State (MT)	L	52-55	Richmond, Va.

## 2004-05 (19-14, 14-4 MEAC) (9-1 home, 6-11 away, 4-2 neutral)

Date	Opponent	W/L	Score	Location
Nov. 19	Illinois	L	67-87	Champaign, Ill.
Nov. 21	UTEP (LV)	L	50-83	El Paso, Texas
Nov. 23	Arizona State (LV)	L	56-67	Tempe, Ariz.
Nov. 26	Jackson State (LV)	W	71-56	Las Vegas, Nev.
Nov. 27	Tennessee St. (LV)	L	69-75	Las Vegas, Nev.
Dec. 1	Marquette	L	60-66	Milwaukee, Wisc.
Dec. 4	UMES (*)	W	65-55	Princess Anne, Md.
Dec. 18	Michigan State	L	45-63	East Lansing, Mich.
Dec. 20	Jacksonville State	W	66-64	Dover, Del.
Dec. 22	Murray State	L	39-68	Murray, Ky.
Dec. 27	Northwestern	L	43-50	Evanston, Ill.
Dec. 29	Michigan	L	48-66	Ann Arbor, Mich.
Jan. 8	Coppin State (*)	L	56-63	Dover, Del.
Jan. 10	Morgan State (*)	W	68-53	Dover, Del.
Jan. 15	N.C. A&T (*)	L(OT)	66-70	Greensboro, N.C.
Jan. 17	S.C. State (*)	W	82-73	Orangeburg, S.C.
Jan. 22	Hampton (*)	W(OT)	66-64	Dover, Del.
Jan. 24	Norfolk State (*)	W	50-47	Dover, Del.
Jan. 29	Florida A&M (*)	W	72-50	Dover, Del.
Feb. 1	Beth.-Cookman (*)	W	63-61	Daytona Beach, Fla.
Feb. 3	Howard (*)	W	69-60	Dover, Del.
Feb. 5	UMES (*)	W	71-45	Dover, Del.
Feb. 12	Coppin State (*)	L	63-71	Baltimore, Md.
Feb. 14	Morgan State (*)	L	74-75	Baltimore, Md.
Feb. 19	N.C. A&T (*)	W	69-59	Dover, Del.
Feb. 21	S.C. State (*)	W	67-65	Dover, Del.

Feb. 26	Norfolk State (*)	W	72-68	Norfolk, Va.
Feb. 28	Hampton (*)	W	64-54	Hampton, Va.
Mar. 5	Howard (*)	W	64-57	Washington, D.C.
Mar. 9	Beth.-Cookman (MT)	W	66-43	Richmond, Va.
Mar. 11	S.C. State (MT)	W	61-48	Richmond, Va.
Mar. 12	Hampton (MT)	W	55-53	Richmond, Va.
Mar. 18	Duke (NCAA)	L	46-57	Charlotte, N.C.

## 2005-06 (21-14, 16-2 MEAC) (9-1 home, 10-9 away, 2-4 neutral)

Date	Opponent	W/L	Score	Location
Nov. 19	UCLA	L	37-56	Los Angeles, Calif.
Nov. 21	Kent State (SPI)	W	65-56	Kent, Ohio
Nov. 22	Rutgers (SPI)	L	42-49	Piscataway, N.J.
Nov. 25	Austin Peay (SPI)	L	51-57	S. Padre, Texas
Nov. 25	Wichita State (SPI)	L	44-62	S. Padre, Texas
Dec. 3	Northwestern	L(OT)	54-61	Evanston, Ill.
Dec. 5	Jacksonville St.	W	73-62	Jacksonville, Ala.
Dec. 7	Michigan	L	49-69	Ann Arbor, Mich.
Dec. 17	Bradley	L	46-68	Peoria, Ill.
Dec. 22	Marquette	L	48-60	Milwaukee, Wis.
Dec. 28	Maryland	L	54-68	College Park, Md.
Dec. 30	Buffalo	L	51-56	Dover, Del.
Jan. 4	Coppin State (*)	W	58-54	Dover, Del.
Jan. 7	S.C. State (*)	W	66-60	Dover, Del.
Jan. 9	N.C. A&T (*)	W	56-52	Dover, Del.
Jan. 14	Howard (*)	W	60-46	Washington, D.C.
Jan. 16	UMES (*)	W	70-67	Princess Anne, Md.
Jan. 21	Hampton (*)	W	61-58	Hampton, Va.
Jan. 23	Norfolk State (*)	W	57-54	Norfolk, Va.
Jan. 28	Florida A&M (*)	W	61-50	Dover, Del.
Jan. 30	Bth.-Cookman (*)	W	68-58	Dover, Del.
Feb. 3	S.C. State (*)	L	51-63	Orangeburg, S.C.
Feb. 6	N.C. A&T (*)	W	48-45	Greensboro, N.C.
Feb. 11	Howard (*)	W	59-50	Dover, Del.
Feb. 13	UMES (*)	W	64-48	Dover, Del.
Feb. 18	Hampton (*)	W	88-77	Dover, Del.
Feb. 20	Norfolk State (*)	W	59-50	Dover, Del.
Feb. 25	Florida A&M (*)	W	61-58	Tallahassee, Fla.
Feb. 27	Beth.-Cookman (*)	L	71-72	Daytona Beach, Fla.
Mar. 1	Morgan State (*)	W	52-43	Baltimore, Md.
Mar. 8	Howard (MT)	W	59-47	Raleigh, N.C.
Mar. 10	S.C. State (MT)	W	63-51	Raleigh, N.C.
Mar. 11	Hampton (MT)	L	56-60	Raleigh, N.C.
Mar. 14	N. Arizona (NIT)	W	58-53	Flagstaff, Ariz.
Mar. 17	Louisville (NIT)	L	54-71	Louisville, Ky.

## 2006-07 (21-13, 16-2 MEAC) (9-1 home, 9-10 away, 3-2 neutral)

Date	Opponent	W/L	Score	Location
Nov. 11	St. Paul's	W	90-49	Dover, Del.
Nov. 14	Pittsburgh	L	50-67	Pittsburgh, Pa.
Nov. 17	N.C. State	L	43-63	Raleigh, N.C.
Nov. 19	Missouri St. (SPI)	L	54-77	Springfield, Mo.
Nov. 21	Wisconsin (SPI)	L	52-64	Madison, Wis.
Nov. 24	Southern (SPI)	W	65-63	S. Padre, Texas
Nov. 25	Sam Houston St. (SPI)	L	55-62	S. Padre, Texas
Dec. 2	Purdue	L	40-62	W. Lafayette, Ind.
Dec. 5	Marquette	L	48-65	Milwaukee, Wis.
Dec. 9	Michigan	L	43-70	Ann Arbor, Mich.
Dec. 21	Buffalo	W	65-62	Buffalo, N.Y.
Dec. 30	Baylor	L	56-59	Waco, Texas
Jan. 3	S.C. State (*)	W	59-53	Orangeburg, S.C.
Jan. 6	Coppin State (*)	W	54-49	Baltimore, Md.
Jan. 8	Morgan State (*)	W	68-61	Baltimore, Md.
Jan. 13	Howard (*)	W	66-57	Dover, Del.
Jan. 15	UMES (*)	W	61-47	Princess Anne, Md.
Jan. 20	Hampton (*)	W	75-64	Hampton, Va.
Jan. 22	Norfolk State (*)	W	66-56	Norfolk, Va.
Jan. 27	Florida A&M (*)	L	69-73	Tallahassee, Fla.
Jan. 29	Beth.-Cookman (*)	W	62-46	Daytona Beach, Fla.
Feb. 3	Coppin State (*)	W	53-45	Dover, Del.
Feb. 5	Morgan State (*)	L	40-54	Dover, Del.
Feb. 10	Howard (*)	W	59-40	Washington, D.C.
Feb. 12	UMES (*)	W	69-59	Dover, Del.
Feb. 17	Hampton (*)	W	81-74	Hampton, Va.
Feb. 19	Norfolk State (*)	W	72-61	Norfolk, Va.
Feb. 24	Florida A&M (*)	W	77-65	Dover, Del.
Feb. 26	Beth.-Cookman (*)	W	47-40	Dover, Del.
Feb. 28	N.C. A&T (*)	W	62-53	Dover, Del.
Mar. 7	Coppin State (MT)	W	68-49	Raleigh, N.C.
Mar. 9	Morgan State (MT)	W(OT)	56-53	Raleigh, N.C.
Mar. 10	Florida A&M (MT)	L	56-58	Raleigh, N.C.
Mar. 13	West Virginia (NIT)	L	50-74	Morgantown, W.Va.

## 2007-08 (14-16, 10-6 MEAC) (7-3 home, 6-10 away, 1-3 neutral)

Date	Opponent	W/L	Score	Location
Nov. 9	Allen	W	77-44	Dover, Del.
Nov. 10	St. Paul's	W	70-69	Dover, Del.
Nov. 12	Columbia (PNIT)	L	41-47	Columbus, Ohio
Nov. 13	UWGB (PNIT)	L	50-70	Columbus, Ohio
Nov. 24	Arkansas	L	67-89	Fayetteville, Ark.
Nov. 28	Georgia	L	47-58	Athens, Ga.
Dec. 1	UMES (*)	W	59-47	Princess Anne, Md.
Dec. 5	Arizona State	L	38-77	Tempe, Ariz.
Dec. 17	USC	L	54-83	Los Angeles, Calif.
Dec. 20	California	L	57-74	Berkeley, Calif.
Dec. 28	Xavier	L	33-65	Cincinnati, Ohio
Dec. 31	Seton Hall	L	54-77	Orange, N.J.
Jan. 12	S.C. State (*)	W	64-57	Orangeburg, S.C.
Jan. 14	Winston-Salem St.	W	66-59	Winston-Salem, N.C.
Jan. 26	Beth.-Cookman (*)	W(OT)	69-66	Daytona Beach, Fla.
Jan. 28	Florida A&M (*)	L	68-70	Tallahassee, Fla.
Feb. 2	Coppin State (*)	W	56-48	Baltimore, Md.
Feb. 4	Morgan State (*)	L	59-64	Baltimore, Md.
Feb. 9	Hampton (*)	W	67-58	Dover, Del.
Feb. 11	Howard (*)	W	81-55	Dover, Del.
Feb. 16	Norfolk State (*)	L	63-65	Norfolk, Va.
Feb. 18	N.C. A&T (*)	W	70-66	Greensboro, N.C.
Feb. 23	Beth.-Cookman (*)	W	49-44	Dover, Del.
Feb. 25	Florida A&M (*)	L	58-70	Dover, Del.
Mar. 1	Morgan State (*)	L	36-39	Dover, Del.
Mar. 6	UMES (*)	W	67-52	Dover, Del.
Mar. 13	N.C. A&T (MT)	W	64-62	Raleigh, N.C.
Mar. 14	Morgan State (MT)	L	55-61	Raleigh, N.C.

## 2008-09 (8-24, 6-10 MEAC) (5-6 home, 3-14 away, 0-4 neutral)

Date	Opponent	W/L	Score	Location
Nov. 14	Wilmington	W	71-59	Dover, Del.
Nov. 15	Cheyney	L	64-67	Dover, Del.
Nov. 17	Lehigh	L	58-76	Bethlehem, Pa.
Nov. 19	Dayton	L	42-62	Dayton, Ohio
Nov. 20	Ohio State	L	42-70	Columbus, Ohio
Nov. 22	Kentucky (LV)	L	42-71	Lexington, Ky.
Nov. 25	West Virginia (LV)	L	42-76	Charleston, W.Va.
Nov. 28	Oakland (LV)	L	70-75	Las Vegas, Nev.
Nov. 29	Longwood (LV)	L	65-69	Las Vegas, Nev.
Dec. 1	Connecticut	L	49-79	Storrs, Conn.
Dec. 4	UMES (*)	W	59-48	Dover, Del.
Dec. 6	Richmond	L	66-76	Richmond, Va.
Dec. 12	Maryland	L	58-86	College Park, Md.
Dec. 14	Rutgers	L	55-60	Piscataway, N.J.
Dec. 20	Notre Dame	L	50-88	Notre Dame, Ind.
Jan. 10	S.C. State (*)	L	52-69	Dover, Del.
Jan. 12	Winston-Salem St.	W	73-50	Dover, Del.
Jan. 17	Norfolk State (*)	L	61-72	Norfolk, Va.
Jan. 19	N.C. A&T (*)	W	78-64	Greensboro, N.C.
Jan. 24	Beth.-Cookman (*)	L	56-60	Dover, Del.
Jan. 26	Florida A&M (*)	W	64-58	Dover, Del.
Jan. 31	Coppin State (*)	L	65-72	Dover, Del.
Feb. 2	Morgan State (*)	L	54-57	Dover, Del.
Feb. 7	Hampton (*)	W	49-39	Hampton, Va.
Feb. 9	Howard (*)	L	43-59	Washington, D.C.
Feb. 14	Norfolk State (*)	W	86-74	Dover, Del.
Feb. 16	N.C. A&T (*)	L(OT)	73-74	Dover, Del.
Feb. 21	Beth.-Cookman (*)	L	43-50	Daytona Beach, Fla.
Feb. 23	Florida A&M (*)	L(OT)	61-63	Tallahassee, Fla.
Feb. 28	Morgan State (*)	L	50-64	Baltimore, Md.
Mar. 5	UMES (*)	W	74-60	Princess Anne, Md.
Mar. 10	Hampton (MT)	L	32-51	Winston-Salem, N.C.

(\*) - MEAC Game  
(MT) - MEAC Tournament  
(SPI) - South Padre Island Invitational  
(LV) - Las Vegas Invitational  
(PNIT) - Preseason NIT  
(NIT) - Postseason NIT Tournament  
(NCAA) - NCAA Tournament

# Head Coach Greg Jackson

## at North Carolina Central

### 1991-92 (13-13)

#### (7-6 home, 5-4 away, 1-3 neutral)

Date	Opponent	W/L	Score
Nov. 23	Allen	W	90-44
Nov. 24	Elizabeth City State	L	69-72
Nov. 26	Virginia State	L	70-80
Dec. 3	at Norfolk State	L	65-72
Dec. 7	St. Augustine's	W	73-69
Dec. 19	Hampton	W	81-63
Jan. 4	vs. St. Augustine's	L	77-82
Jan. 5	vs. Winston-Salem St.	W	76-52
Jan. 8	at Johnson C. Smith	W	70-67
Jan. 11	at Fayetteville State	L	73-74
Jan. 14	Shaw	L	87-94
Jan. 17	Bowie State	W	82-60
Jan. 18	at Winston-Salem St.	W	72-71
Jan. 22	vs. N.C. A&T	L	64-70
Jan. 25	at St. Augustine's	W	64-61
Jan. 29	Saint Paul's	W	87-76
Jan. 30	at Livingstone	W	100-82
Feb. 1	Fayetteville State	L	64-78
Feb. 5	Johnson C. Smith	L	63-65
Feb. 8	Livingstone	W	78-71
Feb. 10	at Shaw	W	59-54
Feb. 13	at Virginia Union	L	63-84
Feb. 15	at Elizabeth City State	L	79-90
Feb. 19	Clark Atlanta	W	90-82
Feb. 22	Winston-Salem St.	L	64-65

### CIAA Tournament

Feb. 20	vs. Elizabeth City State	L	59-60
---------	--------------------------	---	-------

### 1992-93 (26-4)

#### (11-1 home, 10-1 away, 5-2 neutral)

Date	Opponent	W/L	Score
Nov. 27	Barber-Scotia	W	103-72
Nov. 28	Morris Brown	W	97-59
Dec. 2	Norfolk State	W	75-67
Dec. 5	at St. Augustine's	W	80-72
Dec. 7	at Virginia State	W	84-78
Dec. 19	at Hampton	W	70-65
Jan. 5	Johnson C. Smith	W	90-76
Jan. 9	at Fayetteville State	W	91-86
Jan. 12	at Shaw	W	76-71
Jan. 14	at Bowie State	W	79-67
Jan. 16	Winston-Salem St.	W	99-76
Jan. 18	at St. Paul's	W(OT)	109-99
Jan. 20	vs. N.C. A&T	W	80-71
Jan. 23	St. Augustine's	W	96-72
Jan. 25	District of Columbia	W	87-61
Jan. 28	at Livingstone	W	109-76
Jan. 30	Fayetteville State	W	70-62
Feb. 3	at Johnson C. Smith	L	81-106
Feb. 6	Livingstone	W	91-68
Feb. 8	Shaw	W	83-66
Feb. 11	Virginia Union	L(OT)	67-73
Feb. 13	Elizabeth City State	W	92-75
Feb. 15	at Clark Atlanta	W	88-71
Feb. 20	at Winston-Salem St.	W	90-82

### CIAA Tournament

Feb. 25	vs. Hampton	W	72-68
Feb. 26	vs. Johnson C. Smith	W	82-75
Feb. 27	vs. Virginia Union	L	61-67

### NCAA Tournament (Division II)

Mar. 12	vs. Alabama A&M	W	93-84
Mar. 13	vs. Virginia Union	W	93-81
Mar. 25	vs. Cal. St.-Bakersfield	L	80-86

### 1993-94 (20-5)

#### (11-1 home, 7-2 away, 2-2 neutral)

Date	Opponent	W/L	Score
Nov. 26	Knoxville	W	85-57
Nov. 27	Clark Atlanta	W	74-62
Dec. 1	at Norfolk State	W	75-73
Dec. 6	Virginia State	W(OT)	101-84
Dec. 17	vs. Claflin (Forfeit)	W	72-75
Dec. 18	vs. Elizabeth City St.	L	70-75
Jan. 4	at Johnson C. Smith	W(OT)	90-88
Jan. 6	Hampton	L(OT)	89-91
Jan. 8	Fayetteville State	W	77-74
Jan. 11	at Shaw	W	81-64
Jan. 13	Bowie State	W	84-74
Jan. 15	Winston-Salem St.	W	77-55
Jan. 17	Saint Paul's	W	74-71
Jan. 20	vs. N.C. A&T	W	83-74
Jan. 22	at St. Augustine's	W	83-69
Jan. 26	at Livingstone	W	85-53
Jan. 29	at Fayetteville State	W	85-84

Feb. 2	Johnson C. Smith	W	82-71
Feb. 5	Livingstone	W	104-60
Feb. 7	Shaw	W	93-85
Feb. 9	at Virginia Union	L	76-81
Feb. 12	at Elizabeth City St.	L	73-88
Feb. 14	St. Augustine's	W	90-70
Feb. 19	at Winston-Salem St.	W	88-82

### CIAA Tournament

Feb. 24	vs. Hampton	L	66-88
---------	-------------	---	-------

### 1994-95 (14-12)

#### (6-4 home, 5-7 away, 3-1 neutral)

Date	Opponent	W/L	Score
Nov. 18	vs. Pfeiffer	W	91-78
Nov. 19	vs. Lenoir-Rhyne	W	83-76
Nov. 26	Claflin College	W	63-50
Nov. 27	Hampton	L	71-76
Nov. 30	Norfolk State	L	69-77
Dec. 6	at Virginia State	W	85-80
Jan. 3	Johnson C. Smith	W	75-72
Jan. 5	at Hampton	L	65-82
Jan. 7	at Fayetteville State	L	82-96
Jan. 10	at Shaw	L	66-84
Jan. 12	at Bowie State	W	109-100
Jan. 15	at Winston-Salem St.	W	84-81
Jan. 17	at Saint Paul's	W	98-88
Jan. 19	at N.C. A&T	L	87-93
Jan. 21	St. Augustine's	W	102-90
Jan. 25	Livingstone	W	94-73
Jan. 28	Fayetteville State	L	75-91
Feb. 1	at Johnson C. Smith	L	91-97
Feb. 4	at Livingstone	W	89-84
Feb. 6	Shaw	L	66-75
Feb. 9	Winston-Salem St.	W	83-75
Feb. 11	Elizabeth City State	W	79-73
Feb. 13	at St. Augustine's	L	68-85
Feb. 18	Virginia Union	L	75-86

### CIAA Tournament

Feb. 22	vs. Bowie State	W	69-61
Feb. 23	vs. Virginia Union	L	64-72

### 1995-96 (20-7)

#### (11-1 home, 7-4 away, 2-2 neutral)

Date	Opponent	W/L	Score
Nov. 18	Knoxville	W	78-57
Nov. 19	West Georgia	W	83-61
Nov. 25	at S.C. State	L	79-84
Nov. 27	N.C. Wesleyan	W	93-69
Dec. 5	Virginia State	W	74-69
Jan. 3	at Johnson C. Smith	W	93-75
Jan. 6	Fayetteville State	W	70-65
Jan. 9	Shaw	W	79-73
Jan. 11	Bowie State	W	98-66
Jan. 16	Saint Paul's	W	95-79
Jan. 18	vs. N.C. A&T	W	76-70
Jan. 20	at St. Augustine's	W	72-67
Jan. 21	Winston-Salem St.	W	65-51
Jan. 24	at Livingstone	W	92-88
Jan. 27	at Fayetteville State	W	62-54
Jan. 29	Paine College	W(OT)	70-65
Jan. 31	Johnson C. Smith	W	94-78
Feb. 5	at Shaw	W	77-73
Feb. 8	at Winston-Salem St.	W	74-73
Feb. 10	at Elizabeth City St.	L	80-83
Feb. 12	St. Augustine's	W	85-82
Feb. 14	Livingstone	L	73-86
Feb. 18	at Virginia Union	L	59-73
Feb. 24	at Norfolk State	L	66-84

### CIAA Tournament

Feb. 29	vs. Saint Paul's	W	86-73
Mar. 1	vs. Norfolk State	L	67-80

### NCAA Tournament (Division II)

Mar. 6	vs. Pfeiffer	L	62-71
--------	--------------	---	-------

### 1996-97 (20-6)

#### (9-2 home, 10-2 away, 1-2 neutral)

Date	Opponent	W/L	Score
Nov. 15	Kutztown	W	72-49
Nov. 16	Lenoir-Rhyne	W	67-57
Nov. 23	Paine College	W	81-48
Dec. 4	at Virginia State	W	87-58
Dec. 6	vs. Morris Brown	W	75-57
Dec. 7	at Clark Atlanta	W	88-83
Jan. 2	Johnson C. Smith	W	83-55
Jan. 4	at Fayetteville State	W	67-70
Jan. 7	at Shaw	L	57-73
Jan. 9	at Bowie State	W	66-50
Jan. 11	Winston-Salem St.	W	87-76
Jan. 13	at Saint Paul's	L	75-85
Jan. 18	St. Augustine's	W	72-52
Jan. 23	Livingstone	L	67-76
Jan. 25	Fayetteville State	W	66-55
Jan. 30	at Johnson C. Smith	W	62-57
Feb. 1	at Livingstone	W	73-47
Feb. 3	Shaw	W	75-58
Feb. 6	at Winston-Salem St.	W	66-59
Feb. 8	Elizabeth City St.	L	74-79
Feb. 11	at St. Augustine's	W	86-72
Feb. 13	at N.C. A&T	W	74-72
Feb. 15	Virginia Union	W	72-49
Feb. 22	Norfolk State	W	76-74

### CIAA Tournament

Feb. 27	vs. Winston-Salem St.	L(OT)	64-66
---------	-----------------------	-------	-------

### NCAA Tournament (Division II)

Mar. 7	vs. St. Augustine's	L	66-78
--------	---------------------	---	-------

### 1997-98 (18-8)

#### (12-0 home, 5-7 away, 3-1 neutral)

Date	Opponent	W/L	Score
Nov. 21	Voorhees College	W	64-52
Nov. 22	St. Augustine's	W	75-57
Nov. 25	at Shaw	L	57-65
Dec. 2	Virginia State	W	79-69
Dec. 5	vs. Morris Brown	W	64-57
Dec. 6	at Clark Atlanta	L	61-62
Dec. 13	vs. Wilberforce	W	100-78
Jan. 3	Fayetteville State	W	70-66
Jan. 6	Bowie State	W	81-64
Jan. 10	at St. Augustine's	L	84-100
Jan. 13	at Livingstone	W	77-69
Jan. 15	Wilberforce	W	89-69
Jan. 17	St. Augustine's	W(OT)	92-88
Jan. 19	at Savannah State	W	85-73
Jan. 27	at Johnson C. Smith	L	62-83
Jan. 29	vs. N.C. A&T	W	58-54
Jan. 31	at Winston-Salem St.	L	75-86
Feb. 3	at Fayetteville State	L	64-74
Feb. 7	Livingstone	W	63-62
Feb. 10	at Elizabeth City St.	W	72-58
Feb. 12	Shaw	W	92-84
Feb. 15	at Virginia Union	L	67-74
Feb. 17	Winston-Salem St.	W	78-66
Feb. 19	Saint Paul's	W	80-67
Feb. 21	Johnson C. Smith	W	84-68

### CIAA Tournament

Feb. 26	vs. Livingstone	L(OT)	82-84
---------	-----------------	-------	-------

### 1998-99 (16-12)

#### (9-5 home, 6-6 away, 1-1 neutral)

Date	Opponent	W/L	Score
Nov. 20	Georgia College	L	77-91
Nov. 21	Albany State	W	99-90
Nov. 24	Shaw	W	88-70
Dec. 1	at Virginia St. (Forfeit)	W	55-64
Dec. 3	Paine College	W	73-60
Dec. 5	at Benedict College	L	73-80
Dec. 12	at Cheyney	W	65-63
Jan. 2	at Fayetteville State	L	73-85
Jan. 5	at Bowie State	W	73-63
Jan. 9	St. Augustine's	L	66-72
Jan. 12	Livingstone	W(OT)	72-70
Jan. 14	Knoxville	W	90-80
Jan. 16	at St. Augustine's	W	60-53
Jan. 18	Savannah State	W	69-59
Jan. 20	at N.C. A&T	L	61-73
Jan. 23	Benedict College	L	65-68
Jan. 26	Johnson C. Smith	W	64-60
Jan. 30	Winston-Salem St.	W	73-68
Feb. 2	Fayetteville State	W	83-59
Feb. 4	at Paine College	L	87-97
Feb. 6	at Livingstone	W	86-74
Feb. 9	Elizabeth City St.	L	70-73
Feb. 13	Virginia Union	L	67-74

Feb. 16	at Winston-Salem St.	W	68-61
Feb. 18	at Saint Paul's	L	67-74
Feb. 20	at Johnson C. Smith	L	60-75

### CIAA Tournament

Feb. 25	vs. St. Augustine's	W	74-55
Feb. 26	vs. Elizabeth City St.	L	65-68

### 1990-00 (17-9)

#### (8-4 home, 5-4 away, 4-1 neutral)

Date	Opponent	W/L	Score
Nov. 19	Lane College	W	100-89
Nov. 20	Lenoir-Rhyne	L	68-71
Nov. 23	at Shaw	W	81-68
Nov. 30	Virginia State	W	60-56
Dec. 3	vs. Valdosta State	W	78-67
Dec. 4	at West Florida	L	72-80
Dec. 8	vs. N.C. A&T	W	79-74
Dec. 11	Col. of West Virginia	L	84-91
Jan. 4	Fayetteville State	W	69-59
Jan. 8	at St. Augustine's	W	75-59
Jan. 11	Bowie State	W	75-65
Jan. 15	at Johnson C. Smith	W	68-54
Jan. 24	Cheyney	W	103-84
Feb. 3	at Livingstone	W	104-67
Feb. 5	at Winston-Salem St.	L	62-85
Feb. 8	at Fayetteville State	L	76-86
Feb. 12	Livingstone	W	105-73
Feb. 15	at Elizabeth City St.	W	75-67
Feb. 17	at Virginia Union	L	55-70
Feb. 19	Virginia Union	W	53-46
Feb. 21	St. Augustine's	W(3OT)	89-85
Feb. 22	Winston-Salem St.	L	59-78
Feb. 26	Johnson C. Smith	L	57-73

### CIAA Tournament



**O ♦ Chad Wilson**  
**G ♦ 6-0, 170 ♦ JR**  
 Alexandria, Va.  
 Potomac State College

**Career Average**

Minutes: 5.3 Points: 0.3 Rebounds: 0.6 Assists: 0.4

**2008-09 Season Average**

Minutes: 5.3 Points: 0.3 Rebounds: 0.6 Assists: 0.4

**2008-09 Season:** Played in 12 games, starting in two ... Tied career-high in rebounds (2) and registered first-career block vs. Hampton during the first round of the MEAC Tournament (3/10) .... Drained first-career 3-pointer and notched a career-high two assists vs. Coppin State (1/31) ... Recorded first-career start, grabbing two rebounds in 16 minutes of action ... Made DSU debut during Delaware State's 76-58 loss at Lehigh (11/17).

**At Potomac:** 2007-08 All-Region and All-Conference First Team selection ... averaged 13 points, five assists and two steals per game during 07-08 season ... played for head coach Sean White.

**High School:** 2006-07 All-Virginia First Team and All-Washington, D.C. Honorable Mention ... All-Washington Catholic Athletic Conference Second Team pick ... averaged 17.5 points, six assists and three rebounds per game ... started in 2005 Capital Classic All-Star Game, dishing out

a game-high seven assists.

**Personal:** Son of Renee Cochise and Derrick Wilson ... born 5/9/87 ... is majoring in finance.

**Wilson 2008-09 Game-by-Game**

Opponent	MP	FG-A	PCT	3PT-A	PCT	FT-A	PCT	O-D-T	PF	A	TO	BS	ST	TP
Wilmington	DNP													
Cheyney	DNP													
Lehigh	DNP													
Dayton	1	0-0	.000	0-0	.000	0-0	.000	0-0-0	0	0	1	0	0	0
Ohio State	DNP													
Kentucky	DNP													
West Virginia	DNP													
Oakland	DNP													
Longwood	3	0-0	.000	0-0	.000	0-0	.000	0-0-0	0	0	0	0	0	0
Connecticut	DNP													
UMES	1	0-0	.000	0-0	.000	0-0	.000	0-0-0	1	0	0	0	0	0
Richmond	DNP													
Maryland	DNP													
Rutgers	DNP													
Notre Dame	DNP													
S.C. State	DNP													
WSSU	1	0-0	.000	0-0	.000	0-0	.000	0-0-0	1	0	1	0	0	0
Norfolk State	DNP													
N.C. A&T	DNP													
B-CU	DNP													
^Florida A&M	16	0-2	.000	0-1	.000	0-0	.000	0-2-2	0	1	3	0	0	0
^Coppin State	12	1-3	.333	1-3	.333	0-0	.000	0-1-1	2	2	0	0	0	3
Morgan State	6	0-1	.000	0-0	.000	0-0	.000	0-1-1	0	0	1	0	0	0
Hampton	DNP													
Howard	3	0-0	.000	0-0	.000	0-0	.000	0-0-0	1	0	0	0	0	0
Norfolk State	5	0-1	.000	0-0	.000	0-0	.000	0-0-0	0	0	0	0	0	0
N.C. A&T	DNP													
B-CU	DNP													
Florida A&M	6	0-0	.000	0-0	.000	0-0	.000	0-1-1	0	1	0	0	0	0
Morgan State	DNP													
UMES	3	0-0	.000	0-0	.000	0-0	.000	0-0-0	2	0	1	0	0	0
Hampton	6	0-1	.000	0-0	.000	0-0	.000	0-2-2	0	1	1	1	0	0

^ - indicates starter

**Season/Career Highs**

**Points**

Season: 3 vs. Coppin State (1/31/09)

Career: same

**Rebounds**

Season: 2, two times

Career: same

**Field Goals**

Season: 1 vs. Coppin State (1/31/09)

Career: same

**Field Goal Attempts**

Season: 3 vs. Coppin State (1/31/09)

Career: same

**Three-Point Field Goals**

Season: 1 vs. Coppin State (1/31/09)

Career: same

**Three-Point Attempts**

Season: 3 vs. Coppin State (1/31/09)

Career: same

**Free Throws**

Season: N/A

Career: N/A

**Free Throw Attempts**

Season: N/A

Career: N/A

**Assists**

Season: 2 vs. Coppin State (1/31/09)

Career: same

**Steals**

Season: N/A

Career: N/A

**Minutes Played**

Season: 16 vs. Florida A&M (1/26/09)

Career: same



#### Chad Wilson's Career Statistics

Season	GP-GS	MP	FG-FGA	Pct.	3PT-A	Pct.	FT-FTA	Pct.	REB	Avg.	PF-Dq.	AS	TO	BS	ST	TP	Avg.
2008-09	12-2	63	1-8	.125	1-4	.250	0-0	.000	7	0.6	7-0	5	8	1	0	3	0.3

#### Chad Wilson's Career MEAC Statistics

Season	GP-GS	MP	FG-FGA	Pct.	3PT-A	Pct.	FT-FTA	Pct.	REB	Avg.	PF-Dq.	AS	TO	BS	ST	TP	Avg.
2008-09	8-2	52	1-7	.143	1-4	.250	0-0	.000	5	0.6	6-0	4	5	0	0	3	0.4

#### Chad Wilson's Career MEAC Tournament Statistics

Season	GP-GS	MP	FG-FGA	Pct.	3PT-A	Pct.	FT-FTA	Pct.	REB	Avg.	PF-Dq.	AS	TO	BS	ST	TP	Avg.
2008-09	1-0	6	0-1	.000	0-0	.000	0-0	.000	2	0.6	0-0	1	1	1	0	0	0.0

## Wilson's MEAC Tournament Game-by-Game (Career)

Opp. (Date)	GP-GS	MP	FG-FGA	Pct.	3PT-A	Pct.	FT-FTA	Pct.	REB	Avg.	PF-Dq.	AS	TO	BS	ST	TP	Avg.
Hampton (3/10/09)	1-0	6	0-1	.000	0-0	.000	0-0	.000	2	2.0	0-0	1	1	1	0	0	0.0

## Wilson's Career Game-by-Game (vs. Bethune Cookman)

Date	MP	FG-A	PCT	3PT-A	PCT	FT-A	PCT	O-D-T	PF	A	TO	BS	ST	TP
DNP														

^ - indicates starter



## Wilson's Career Game-by-Game (vs. Coppin State)

Date	MP	FG-A	PCT	3PT-A	PCT	FT-A	PCT	O-D-T	PF	A	TO	BS	ST	TP
^1/31/09	12	1-3	.333	1-3	.333	0-0	.000	0-1-1	2	2	0	0	0	3

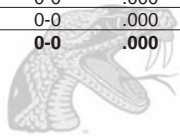
^ - indicates starter



## Wilson's Career Game-by-Game (vs. Florida A&M)

Date	MP	FG-A	PCT	3PT-A	PCT	FT-A	PCT	O-D-T	PF	A	TO	BS	ST	TP
^1/26/09	16	0-2	.000	0-1	.000	0-0	.000	0-2-2	1	3	0	0	0	0
1/23/09	6	0-0	.000	0-0	.000	0-0	.000	0-1-1	0	1	0	0	0	0
<b>Total</b>	<b>22</b>	<b>0-2</b>	<b>.000</b>	<b>0-1</b>	<b>.000</b>	<b>0-0</b>	<b>.000</b>	<b>0-3-3 (1.5)</b>	<b>1</b>	<b>4</b>	<b>0</b>	<b>0</b>	<b>0</b>	<b>0 (0.0)</b>

^ - indicates starter



## Wilson's Career Game-by-Game (vs. Hampton)

Date	MP	FG-A	PCT	3PT-A	PCT	FT-A	PCT	O-D-T	PF	A	TO	BS	ST	TP
3/10/09	6	0-1	.000	0-0	.000	0-0	.000	0-2-2	0	1	1	1	0	0


^ - indicates starter



## Wilson's Career Game-by-Game (vs. Howard)

Date	MP	FG-A	PCT	3PT-A	PCT	FT-A	PCT	O-D-T	PF	A	TO	BS	ST	TP
2/9/09	3	0-0	.000	0-0	.000	0-0	.000	0-0-0	1	0	0	0	0	0


^ - indicates starter



### Wilson's Career Game-by-Game (vs. UMES)

Date	MP	FG-A	PCT	3PT-A	PCT	FT-A	PCT	O-D-T	PF	A	TO	BS	ST	TP
12/4/08	1	0-0	.000	0-0	.000	0-0	.000	0-0-0	1	0	0	0	0	0
3/5/09	3	0-0	.000	0-0	.000	0-0	.000	0-0-0	2	0	1	0	0	0
<b>Total</b>	<b>4</b>	<b>0-0</b>	<b>.000</b>	<b>0-0</b>	<b>.000</b>	<b>0-0</b>	<b>.000</b>	<b>0-0-0 (0.0)</b>	<b>3</b>	<b>0</b>	<b>1</b>	<b>0</b>	<b>0</b>	<b>0 (0.0)</b>

^ - indicates starter



### Wilson's Career Game-by-Game (vs. Morgan State)

Date	MP	FG-A	PCT	3PT-A	PCT	FT-A	PCT	O-D-T	PF	A	TO	BS	ST	TP
2/2/09	6	0-1	.000	0-0	.000	0-0	.000	0-1-1	0	0	1	0	0	0

^ - indicates starter



### Wilson's Career Game-by-Game (vs. Norfolk State)

Date	MP	FG-A	PCT	3PT-A	PCT	FT-A	PCT	O-D-T	PF	A	TO	BS	ST	TP
2/14/09	5	0-1	.000	0-0	.000	0-0	.000	0-0-0	0	0	0	0	0	0

^ - indicates starter



### Wilson's Career Game-by-Game (vs. North Carolina A&T)

Date	MP	FG-A	PCT	3PT-A	PCT	FT-A	PCT	O-D-T	PF	A	TO	BS	ST	TP
DNP														

^ - indicates starter




### Wilson's Career Game-by-Game (vs. South Carolina State)

Date	MP	FG-A	PCT	3PT-A	PCT	FT-A	PCT	O-D-T	PF	A	TO	BS	ST	TP
DNP														

^ - indicates starter





**1 ♦ Trevor Welcher**  
**G ♦ 5-11, 160 ♦ JR**  
 Augusta, Ga.  
 Richmond Academy

**Career Average**

Minutes: 28.2 Points: 4.9 Rebounds: 2.2 Assists: 2.6

**2008-09 Season Average**

Minutes: 30.2 Points: 5.4 Rebounds: 2.4 Assists: 2.2

**2008-09 Season:** Saw action in all 32 games, making 14 starts ... Averaged 5.4 points-per-game and 2.2 assists-per-game ... Logged 965 minutes, averaging 30.2 minutes-per-game ... Registered a team-high 71 assists, while tallying a career-best 77 rebounds ... Also led the Hornets with 40 steals ... Shot 40.7 percent from the floor (59-of-145) and 25.8 percent (16-of-62) from 3-point land ... Went 38-of-50 (76.0 percent) from the free-throw line ... Ranked No. 12 in the MEAC in steals-per-game (1.3) ... Grabbed a career-best seven rebounds, scoring seven points at UMES (3/5) ... Tied a then-career-high in rebounds (5) and season-high in assists (6) at Morgan State (2/28) ... Registered the No. 4 play of ESPN SportsCenter's Top 10 Play with a spinning layup vs. North Carolina A&T (2/16), scoring six points and dishing out two assists against the Aggies ... Scored 11 points on 4-of-10 shooting (2-of-5 from 3-point land) at Howard (2/9) ... Grabbed five rebounds (tying career-high) at Hampton (2/7) ... Tied career-high in points with 15 on 5-of-7 shooting from the floor vs. Coppin State (1/31) ... Also drained a

career-high four 3-pointers against the Eagles ... Sored 11 points on 3-of-5 shooting (4-of-5 from the free-throw line) at North Carolina A&T (1/19) ... Notched eight points in 31 minutes of action versus South Carolina State (1/10) ... Registered five assists at Notre Dame (12/20) ... Tied career-high in steals with three at Maryland (12/12) ... Notched six points and two boards vs. UMES (12/4) ... Registered a four assists in 31 minutes of action at UConn (12/1) ... Scored a season-high 10 points in 40 minutes of action at Kentucky (11/22) ... Tied career-high in rebound with five at Ohio State (11/20) ... Dished out six assists during DSU's 76-58 loss at Lehigh (11/17) ... Registered nine points and three rebounds vs. Wilmington (11/14).

**2007-08 Season:** Appeared in all 30 games, including 20 as starting point guard ... tops in the MEAC in assist-to-turnover ratio (1.84) ... dished out 92 assists, while committing 50 turnovers ... team leader, and seventh in the MEAC, in assists (3.07 pg) ... sixth on the team in scoring at 4.4 points-per-game ... team leader with 22 steals ... fourth among team regulars with .526 field goal percentage (50-for-95) ... scored game-winning basket as time expired to give Hornets a 64-62 win over North Carolina A&T in MEAC Tournament quarterfinal (Mar. 13) ... dished out career-high 12 assists, to go along with eight points (4-for-4 FGs) in 70-69 win over St. Paul's (Nov. 10) ... tallied career-high 15 points (4-4 FGs; 9-10 FTs) in 64-57 win over South Carolina State (Jan. 12) ... had 10 points and five assists in 70-68 loss to Florida A&M (Jan. 28) ... reached doubles figures in scoring in three games ... had at least five assists in six games.

**At Richmond Academy:** Averaged 28 points, seven assists and six rebounds per game during senior year ... helped lead team to 20-7 overall record during 2006-07 season ... selected as 2006-07 All-Area Player-of-the-Year, All-Area First Team, Region 4A Player-of-the-Year and First Team All-Region ... averaged 22 points, eight assists and seven rebounds during junior year ... First Team All-Region, All-Area and Third Team All-State during 2005-06 season ... averaged 18 points, five assists and three rebounds as a sophomore.

**Welcher 2008-09 Game-by-Game**

Opponent	MP	FG-A	PCT	3PT-A	PCT	FT-A	PCT	O-D-T	PF	A	TO	BS	ST	TP
^Wilmington	29	2-3	.667	0-0	.000	5-6	.833	1-2-3	0	1	2	0	1	9
^Cheyney	26	1-3	.333	0-1	.000	0-1	.000	1-1-2	2	0	2	0	1	2
^Lehigh	28	2-3	.667	0-0	.000	0-0	.000	0-2-2	2	6	0	0	1	4
Dayton	19	1-3	.333	1-1	1.000	2-2	1.000	0-1-1	2	2	2	0	0	5
^Ohio State	29	1-2	.500	0-1	.000	1-1	1.000	2-3-5	1	3	3	0	1	3
^Kentucky	40	3-8	.375	1-2	.500	3-4	.750	1-2-3	2	3	1	0	2	10
^West Virginia	38	3-7	.429	0-3	.000	0-0	.000	1-2-3	3	1	4	0	1	6
^Oakland	23	2-6	.333	0-2	.000	0-0	.000	0-2-2	0	1	1	1	1	4
^Longwood	27	0-5	.000	0-1	.000	3-6	.500	2-1-3	1	2	2	0	1	3
^Connecticut	31	1-2	.500	0-0	.000	0-0	.000	1-0-1	1	4	3	0	1	2
^UMES	32	2-3	.667	1-2	.500	1-2	.500	0-2-2	3	1	0	0	1	6
^Richmond	26	1-1	1.000	0-0	.000	0-0	.000	0-0-0	0	0	3	0	1	2
^Maryland	27	1-5	.200	1-3	.333	0-0	.000	1-2-3	2	4	1	0	3	3
^Rutgers	25	1-2	.500	0-1	.000	3-4	.750	0-0-0	3	2	3	0	2	5
Notre Dame	25	1-1	1.000	0-0	.000	0-0	.000	0-4-4	1	5	0	0	0	2
S.C. State	31	3-5	.600	1-1	1.000	1-1	1.000	1-0-1	2	1	1	0	1	8
WSSU	30	1-4	.250	0-2	.000	4-4	1.000	0-3-3	0	2	2	0	0	6
^Norfolk State	29	1-3	.333	0-1	.000	0-0	.000	0-3-3	1	2	0	0	1	2
^N.C. A&T	32	3-5	.600	1-2	.500	4-5	.800	1-1-2	2	5	2	0	1	11
^B-CU	37	0-2	.000	0-0	.000	0-0	.000	0-0-0	0	2	0	0	2	0
Florida A&M	23	2-4	.500	1-2	.500	0-1	.000	1-1-2	3	2	5	1	2	5
Coppin State	23	5-7	.714	4-6	.667	1-1	1.000	0-0-0	1	2	1	0	4	15
^Morgan State	25	0-4	.000	0-3	.000	2-2	1.000	0-1-1	3	0	3	0	0	2
Hampton	32	2-4	.500	1-2	.500	0-0	.000	0-5-5	4	1	3	0	1	5
^Howard	33	4-10	.400	2-5	.400	1-2	.500	0-2-2	2	1	1	0	1	11
^Norfolk State	31	2-4	.500	0-0	.000	3-4	.750	1-0-1	2	3	2	0	1	7
^N.C. A&T	37	3-6	.500	0-2	.000	0-0	.000	0-1-1	1	2	0	0	1	6
^B-CU	32	3-7	.429	1-4	.250	0-0	.000	0-0-4	1	1	1	0	0	7
^Florida A&M	38	1-5	.200	0-3	.000	2-2	1.000	0-1-1	2	2	1	1	0	4
^Morgan State	35	2-6	.333	0-3	.000	0-0	.000	1-4-5	3	6	0	3	3	4
^UMES	36	2-6	.333	1-3	.333	2-2	1.000	3-4-7	1	1	0	0	3	7
^Hampton	36	3-9	.333	0-4	.000	0-0	.000	2-3-5	1	3	2	0	2	6

^ - indicates starter

**Season/Career Highs**

**Points**

Season: 15 vs. Coppin State (1/31/09)  
 Career: 15, two times

**Rebounds**

Season: 7 at UMES (3/5/09)  
 Career: same

**Field Goals**

Season: 5 vs. Coppin State (1/31/09)  
 Career: same

**Field Goal Attempts**

Season: 10 at Howard (2/9/09)  
 Career: same

**Three-Point Field Goals**

Season: 4 vs. Coppin State (1/31/09)  
 Career: same

**Three-Point Attempts**

Season: 6 vs. Coppin State (1/31/09)  
 Career: same

**Free Throws**

Season: 5 vs. Wilmington (11/14/08)  
 Career: 9 at S.C. State (1/12/08)

**Free Throw Attempts**

Season: 6 vs. Wilmington(11/14/08)  
 Career: 10 at S.C State (1/12/08)

**Assists**

Season: 6, two times  
 Career: 12 vs. St. Paul's (11/10/07)

**Steals**

Season: 4 vs. Coppin State (1/31/09)  
 Career: same

**Minutes Played**

Season: 40 at Kentucky (11/22/08)  
 Career: 40 at Kentucky (11/22/08)

**Personal:** Son of Hawthorne Welcher, Sr. and Deborah Welcher ... born 9/28/88 ... God brother of former Delaware State player Darrin Shine and a third cousin of Kobe Bryant ... is majoring sports management.



### Tervor Welcher's Career Statistics

Season	GP-GS	MP	FG-FGA	Pct.	3PT-A	Pct.	FT-FTA	Pct.	REB	Avg.	PF-Dq.	AS	TO	BS	ST	TP	Avg.
2007-08	30-20	784	50-95	.526	7-21	.333	26-36	.722	59	2.0	55-1	92	50	0	22	133	4.4
2008-09	32-26	965	59-145	.407	16-62	.258	38-50	.760	77	2.4	52-0	71	51	6	40	172	5.4
<b>Total</b>	<b>62-46</b>	<b>1749</b>	<b>109-240</b>	<b>.454</b>	<b>23-83</b>	<b>.277</b>	<b>64-86</b>	<b>.744</b>	<b>136</b>	<b>2.2</b>	<b>107-1</b>	<b>163</b>	<b>101</b>	<b>6</b>	<b>62</b>	<b>305</b>	<b>4.9</b>

### Tervor Welcher's Career MEAC Statistics

Season	GP-GS	MP	FG-FGA	Pct.	3PT-A	Pct.	FT-FTA	Pct.	REB	Avg.	PF-Dq.	AS	TO	BS	ST	TP	Avg.
2007-08	16-8	403	25-44	.568	5-12	.417	14-22	.636	34	2.1	35-1	41	18	0	10	69	4.3
2008-09	16-12	506	35-81	.432	13-41	.317	17-22	.773	37	2.3	31-0	32	20	5	22	100	6.3
<b>Total</b>	<b>32-20</b>	<b>909</b>	<b>60-125</b>	<b>.480</b>	<b>18-53</b>	<b>.340</b>	<b>31-44</b>	<b>.705</b>	<b>71</b>	<b>2.2</b>	<b>66-1</b>	<b>73</b>	<b>38</b>	<b>5</b>	<b>32</b>	<b>169</b>	<b>5.3</b>

### Tervor Welcher's Career MEAC Tournament Statistics

Season	GP-GS	MP	FG-FGA	Pct.	3PT-A	Pct.	FT-FTA	Pct.	REB	Avg.	PF-Dq.	AS	TO	BS	ST	TP	Avg.
2007-08	2-0	37	1-4	.250	0-1	.000	0-0	.000	4	2.0	5-0	4	3	0	0	2	1.0
2008-09	1-1	36	3-9	.333	0-4	.000	0-0	.000	5	5.0	1-0	3	2	0	2	6	6.0
<b>Total</b>	<b>3-1</b>	<b>73</b>	<b>4-13</b>	<b>.308</b>	<b>0-5</b>	<b>.000</b>	<b>0-0</b>	<b>.000</b>	<b>9</b>	<b>3.0</b>	<b>6-0</b>	<b>7</b>	<b>5</b>	<b>0</b>	<b>2</b>	<b>8</b>	<b>2.7</b>

## Welcher's MEAC Tournament Game-by-Game (Career)

Opp. (Date)	GP-GS	MP	FG-FGA	Pct.	3PT-A	Pct.	FT-FTA	Pct.	REB	Avg.	PF-Dq.	AS	TO	BS	ST	TP	Avg.
NCAT (3/13/08)	1-0	18	1-2	.500	0-1	.000	0-0	.000	2	2.0	2-0	3	1	0	0	2	2.0
MSU (3/14/08)	1-0	19	0-2	.000	0-0	.000	0-0	.000	2	2.0	3-0	1	2	0	0	0	1.0
HAM (3/10/09)	1-1	36	3-9	.333	0-4	.000	0-0	.000	5	2.3	1-0	3	2	0	2	6	2.7
<b>Totals</b>	<b>3-1</b>	<b>73</b>	<b>4-13</b>	<b>.308</b>	<b>0-5</b>	<b>.000</b>	<b>0-0</b>	<b>.000</b>	<b>9</b>	<b>3.0</b>	<b>6-0</b>	<b>7</b>	<b>5</b>	<b>0</b>	<b>2</b>	<b>8</b>	<b>2.7</b>

## Welcher's Career Game-by-Game (vs. Bethune Cookman)

Date	MP	FG-A	PCT	3PT-A	PCT	FT-A	PCT	O-D-T	PF	A	TO	BS	ST	TP
^1/26/08	38	1-3	.333	0-1	.000	1-2	.500	0-2-2	5	4	1	0	1	3
2/23/08	14	2-2	1.000	0-0	.000	0-1	.000	0-0-0	1	1	1	0	0	4
^1/24/09	37	0-2	.000	0-0	.000	0-0	.000	0-0-0	0	2	0	0	2	0
^1/21/09	32	3-7	.429	1-4	.250	0-0	.000	0-4-4	1	1	1	0	0	7
<b>Totals</b>	<b>121</b>	<b>6-14</b>	<b>.429</b>	<b>1-5</b>	<b>.200</b>	<b>1-3</b>	<b>.333</b>	<b>0-6-6 (0.2)</b>	<b>7</b>	<b>8</b>	<b>3</b>	<b>0</b>	<b>3</b>	<b>14 (3.5)</b>

^ - indicates starter

## Welcher's Career Game-by-Game (vs. Coppin State)

Date	MP	FG-A	PCT	3PT-A	PCT	FT-A	PCT	O-D-T	PF	A	TO	BS	ST	TP
2/2/08	18	0-0	.000	0-0	.000	0-0	.000	0-0-0	1	2	3	0	0	0
1/31/09	23	5-7	.714	4-6	.667	1-1	1.000	0-0-0	1	2	1	0	4	15
<b>Totals</b>	<b>41</b>	<b>5-7</b>	<b>.714</b>	<b>4-6</b>	<b>.667</b>	<b>1-1</b>	<b>1.000</b>	<b>0-0-0 (0.0)</b>	<b>2</b>	<b>4</b>	<b>4</b>	<b>0</b>	<b>4</b>	<b>15 (7.5)</b>

^ - indicates starter

## Welcher's Career Game-by-Game (vs. Florida A&M)

Date	MP	FG-A	PCT	3PT-A	PCT	FT-A	PCT	O-D-T	PF	A	TO	BS	ST	TP
^1/28/08	36	4-6	.667	2-3	.667	0-0	.000	1-3-4	3	5	0	0	0	10
2/25/08	18	1-4	.250	0-3	.000	0-0	.000	1-4-5	2	3	3	0	0	2
1/26/09	23	2-4	.500	1-2	.500	0-1	.000	1-1-2	3	2	5	1	2	5
2/23/09	38	1-5	.200	0-3	.000	2-2	1.000	0-1-1	2	2	1	1	0	4
<b>Totals</b>	<b>115</b>	<b>8-19</b>	<b>.421</b>	<b>3-11</b>	<b>.273</b>	<b>2-3</b>	<b>.667</b>	<b>3-9-12 (3.0)</b>	<b>10</b>	<b>12</b>	<b>9</b>	<b>2</b>	<b>2</b>	<b>21 (5.2)</b>

^ - indicates starter

## Welcher's Career Game-by-Game (vs. Hampton)

Date	MP	FG-A	PCT	3PT-A	PCT	FT-A	PCT	O-D-T	PF	A	TO	BS	ST	TP
2/9/08	24	1-1	1.000	0-0	.000	1-2	.500	0-2-2	2	6	3	0	2	3
2/7/09	32	2-4	.500	1-2	.500	0-0	.000	0-5-5	4	1	3	0	1	5
^3/10/09	36	3-9	.333	0-4	.000	0-0	.000	2-3-5	1	3	2	0	2	6
<b>Totals</b>	<b>92</b>	<b>6-14</b>	<b>.429</b>	<b>1-6</b>	<b>.167</b>	<b>1-2</b>	<b>.500</b>	<b>2-10-12 (4.0)</b>	<b>7</b>	<b>10</b>	<b>8</b>	<b>0</b>	<b>5</b>	<b>14 (4.7)</b>

^ - indicates starter

## Welcher's Career Game-by-Game (vs. Howard)

Date	MP	FG-A	PCT	3PT-A	PCT	FT-A	PCT	O-D-T	PF	A	TO	BS	ST	TP
2/11/08	13	1-1	1.000	0-0	.000	0-0	.000	1-1-2	2	3	0	0	1	2
^2/9/09	33	4-10	.400	2-5	.400	1-2	.500	0-2-2	2	1	1	0	1	11
<b>Totals</b>	<b>46</b>	<b>5-11</b>	<b>.455</b>	<b>2-5</b>	<b>.400</b>	<b>1-2</b>	<b>.500</b>	<b>1-3-4 (2.0)</b>	<b>4</b>	<b>4</b>	<b>1</b>	<b>0</b>	<b>2</b>	<b>13 (6.5)</b>

^ - indicates starter

### Welcher's Career Game-by-Game (vs. UMES)

Date	MP	FG-A	PCT	3PT-A	PCT	FT-A	PCT	O-D-T	PF	A	TO	BS	ST	TP
^12/1/07	22	0-0	.000	0-0	.000	0-0	.000	0-1-1	4	0	2	0	0	0
^3/6/08	25	2-6	.333	0-0	.000	0-0	.000	0-1-1	2	1	2	0	3	4
^12/4/08	32	2-3	.667	1-2	.500	1-2	.500	0-2-2	3	1	0	0	1	6
^3/5/09	36	2-6	.333	1-3	.333	2-2	1.000	3-4-7	1	1	0	0	3	7
<b>Totals</b>	<b>115</b>	<b>6-18</b>	<b>.333</b>	<b>2-5</b>	<b>.400</b>	<b>3-4</b>	<b>.750</b>	<b>3-8-11 (2.7)</b>	<b>10</b>	<b>3</b>	<b>4</b>	<b>0</b>	<b>7</b>	<b>17 (4.2)</b>

^ - indicates starter

### Welcher's Career Game-by-Game (vs. Morgan State)

Date	MP	FG-A	PCT	3PT-A	PCT	FT-A	PCT	O-D-T	PF	A	TO	BS	ST	TP
2/4/08	29	1-1	1.000	0-0	.000	0-0	.000	0-4-4	2	2	0	0	0	2
^3/1/08	20	2-5	.400	0-0	.000	0-0	.000	1-3-4	0	0	0	0	0	4
3/14/08	19	0-2	.000	0-0	.000	0-0	.000	1-1-2	3	1	2	0	0	0
^2/2/09	25	0-4	.000	0-3	.000	2-2	1.000	0-1-1	3	0	3	0	0	2
^2/28/09	35	2-6	.333	0-3	.000	0-0	.000	1-4-5	3	6	0	3	3	4
<b>Totals</b>	<b>128</b>	<b>5-18</b>	<b>.278</b>	<b>0-6</b>	<b>.000</b>	<b>2-2</b>	<b>1.000</b>	<b>3-13-16 (3.2)</b>	<b>11</b>	<b>9</b>	<b>5</b>	<b>3</b>	<b>3</b>	<b>12 (2.4)</b>

^ - indicates starter

### Welcher's Career Game-by-Game (vs. Norfolk State)

Date	MP	FG-A	PCT	3PT-A	PCT	FT-A	PCT	O-D-T	PF	A	TO	BS	ST	TP
^1/19/08	34	3-4	.750	1-2	.500	1-5	.200	0-2-2	3	1	2	0	0	8
2/16/08	21	1-3	.333	0-0	.000	0-0	.000	0-1-1	1	4	0	0	2	2
^1/17/09	29	1-3	.333	0-1	.000	0-0	.000	0-3-3	1	2	0	0	1	2
^2/14/09	31	2-4	.500	0-0	.000	3-4	.750	1-0-1	2	3	2	0	1	7
<b>Totals</b>	<b>115</b>	<b>7-14</b>	<b>.500</b>	<b>1-3</b>	<b>.333</b>	<b>4-9</b>	<b>.444</b>	<b>1-6-7 (1.7)</b>	<b>7</b>	<b>10</b>	<b>4</b>	<b>0</b>	<b>4</b>	<b>19 (4.7)</b>

^ - indicates starter

### Welcher's Career Game-by-Game (vs. North Carolina A&T)

Date	MP	FG-A	PCT	3PT-A	PCT	FT-A	PCT	O-D-T	PF	A	TO	BS	ST	TP
^1/21/08	29	2-3	.667	2-3	.667	0-0	.000	0-1-1	2	5	0	0	1	6
2/18/08	28	1-1	1.000	0-0	.000	2-2	1.000	0-1-1	4	2	1	0	0	4
3/13/08	18	1-2	.500	0-1	.000	0-0	.000	1-1-2	3	0	1	2	0	0
^1/19/09	32	3-5	.600	1-2	.500	4-5	.800	1-1-2	2	5	2	0	1	11
^1/16/09	37	3-6	.500	0-2	.000	0-0	.000	0-1-1	1	2	0	0	1	6
<b>Totals</b>	<b>144</b>	<b>10-16</b>	<b>.625</b>	<b>3-8</b>	<b>.375</b>	<b>6-7</b>	<b>.857</b>	<b>2-5-7 (1.4)</b>	<b>12</b>	<b>14</b>	<b>4</b>	<b>2</b>	<b>3</b>	<b>27 (5.4)</b>

^ - indicates starter

### Welcher's Career Game-by-Game (vs. South Carolina State)

Date	MP	FG-A	PCT	3PT-A	PCT	FT-A	PCT	O-D-T	PF	A	TO	BS	ST	TP
^1/12/08	34	3-4	.750	0-0	.000	9-10	.900	0-4-4	1	2	0	0	0	15
1/10/09	31	3-5	.600	1-1	1.000	1-1	1.000	1-0-1	2	1	1	0	1	8
<b>Totals</b>	<b>65</b>	<b>6-9</b>	<b>.667</b>	<b>1-1</b>	<b>1.000</b>	<b>10-11</b>	<b>.909</b>	<b>1-4-5 (2.5)</b>	<b>3</b>	<b>3</b>	<b>1</b>	<b>0</b>	<b>1</b>	<b>23 (11.5)</b>

^ - indicates starter



**30 ♦ Marcus Neal**  
**G ♦ 6-5, 205 ♦ SR**  
 Trenton, N.J.  
 Laurinburg Institute

**Career Average**

Minutes: 20.2 Points: 5.2 Rebounds: 2.2 Assists: 1.3

**2008-09 Season Average**

Minutes: 30.5 Points: 8.4 Rebounds: 3.3 Assists: 1.8

**2008-09 Season:** Played and started in 30 games ... Averaged 8.4 points-per-game (fourth on the team) and 3.3 rebounds-per-game (third on the team) ... Shot 39.8 percent (90-of-226) from the floor and 35.7 percent (41-of-115) from beyond the arc ... An 80.0 percent free-throw shooter, converting 32-of-40 shots from the charity stripe ... Logged 915 minutes (30.5 per game), registering career-highs in rebounds (98), assists (55) and steals (15) ... Ranked among the MEAC leaders in scoring (No. 29) and 3-point shooting (No. 11) ... Registered 10 points and four rebounds at UMES (3/5) ... Scored a team-high 13 points on 5-of-11 shooting at Bethune-Cookman (2/21) ... Hit the game-tying shot to send the contest to overtime, scoring 11 points vs. North Carolina A&T (2/16) ... Recorded a season-high five assists, scoring 10 points versus Norfolk State (2/14) ... Notched 13 points on 6-of-12 shooting vs. Morgan State (2/2) ... Scored 12 points, shooting 4-of-10 from the field vs. Coppins State (1/31) ... Registered 100th-career assist against the Eagles ... Tied career-high in points (18), shooting 5-of-9 (4-of-6 from the free-throw

line) vs. Bethune-Cookman (1/24) ... Scored 18 points and grabbed five rebounds at Norfolk State (1/17) ... Tied career-high in rebounds (8), while scoring eight points versus Winston-Salem State (1/12) ... Registered 10 points and three rebounds vs. South Carolina State (1/10) ... Scored 11 points on 4-of-7 shooting at Notre Dame (12/20) ... Recorded a career-high three steals at Richmond (12/6) ... Set a career mark in scoring (18) while tying career-best rebounding total (8) vs. UMES (12/4) ... Tied career mark in 3-point field goals made with four vs. Oakland (11/28), scoring 12 points ... Recorded then-career highs in both scoring (14) and rebounds (8) at Ohio State (11/20) ... Made a career-high four 3-pointers versus the Buckeyes ... Notched a season-high four assists at Dayton (11/19) ... Opened the 2008-09 season shooting a career-high 6-of-14 from the floor for 12 points and eight boards versus Wilmington (11/14).

**2007-08 Season:** Played in all 30 games, including 29 as a starter ... fifth on the team with a 5.4 point-per-game average ... second on the club with 53 assists ... also averaged 2.8 rebounds-per-game, tied for fourth-best on the team ... tops among team regulars with .400 three-point average (22-of-55) ... third on the Hornets with 22 three-point field goals ... reached double figures in scoring in six games ... scored career-high 13 points (3-3 three-points FGs) in victory over Winston-Salem State (1/14) ... tallied 11 points in loss to California (12/17) and win at Coppin State (Feb. 2) ... was four-for-six from the field in California contest ... grabbed career-high seven rebounds in 58-47 loss to Georgia (11/28) ... tallied five or more rebounds in five contests ... dished out career-best six assists in win over UMES in regular season finale (3/6) ... had three or more assists in nine games.

**2006-07 Season:** Appeared in 28 games, averaging 1.6 points-per-contest ... shot .529 from the field and .375 from three-point territory ... recorded season-highs of seven points and three rebounds in National Invitational tournament loss to West Virginia (3/13).

**Neal 2008-09 Game-by-Game**

Opponent	MP	FG-A	PCT	3PT-A	PCT	FT-A	PCT	O-D-T	PF	A	TO	BS	ST	TP
^Wilmington	31	6-14	.429	0-3	.000	0-0	.000	4-4-8	0	1	2	0	2	12
^Cheyney	28	0-6	.000	0-4	.000	2-3	.667	2-1-3	3	1	1	0	2	2
^Lehigh	24	0-0	.000	0-0	.000	1-2	.500	2-0-2	1	1	4	0	1	1
^Dayton	27	2-4	.500	0-0	.000	0-0	.000	1-2-3	2	4	5	1	1	4
^Ohio State	39	5-7	.714	4-6	.667	0-0	.000	1-7-8	3	3	3	0	1	14
^Kentucky	28	2-6	.333	0-2	.000	2-2	1.000	1-0-1	2	0	4	0	0	6
^West Virginia	35	1-5	.200	1-1	1.000	1-2	.500	1-3-4	3	1	4	0	0	4
^Oakland	31	4-6	.667	4-6	.667	0-0	.000	1-2-3	4	3	4	0	0	12
^Longwood	28	3-11	.273	0-3	.000	0-0	.000	3-2-5	2	0	3	0	0	6
^Connecticut	28	2-12	.167	0-5	.000	0-0	.000	2-1-3	3	0	1	0	1	4
^UMES	39	5-10	.500	4-7	.571	4-7	.571	5-3-8	2	1	2	0	0	18
^Richmond	39	2-5	.400	0-1	.000	0-0	.000	2-1-3	3	3	4	0	3	4
^Maryland	30	1-6	.167	0-3	.000	4-4	1.000	0-1-1	1	3	3	0	0	6
^Rutgers	31	2-7	.286	0-2	.000	2-2	1.000	3-1-4	4	2	2	0	0	6
^Notre Dame	32	4-7	.571	3-6	.500	0-0	.000	0-1-1	0	2	4	0	0	11
^S.C. State	28	4-9	.444	2-5	.400	0-0	.000	1-2-3	1	1	2	0	1	10
^WSSU	34	3-9	.333	2-7	.286	0-0	.000	1-7-8	2	3	1	0	1	8
^Norfolk State	30	8-16	.500	2-6	.333	0-0	.000	5-0-5	2	1	8	1	0	18
^N.C. A&T	28	1-4	.250	0-2	.000	2-2	1.000	1-3-4	2	2	4	0	0	4
^B-CU	37	5-9	.556	4-8	.500	4-6	.667	0-0-0	1	1	0	0	0	18
^Florida A&M	36	2-6	.333	2-6	.333	2-2	1.000	1-3-4	3	2	1	0	0	8
^Coppin State	33	4-10	.400	2-6	.333	2-2	1.000	1-2-3	3	2	3	0	0	12
^Morgan State	36	6-12	.500	0-1	.000	1-1	1.000	1-1-2	3	3	1	0	1	13
^Hampton	10	0-2	.000	0-1	.000	0-0	.000	0-0-0	0	0	2	0	0	0
Howard	DNP													
^Norfolk State	32	2-8	.250	2-4	.500	4-4	1.000	0-2-2	3	5	2	0	0	10
^N.C. A&T	37	4-8	.500	3-6	.500	0-0	.000	0-2-2	3	4	3	0	1	11
^B-CU	38	5-11	.455	2-5	.400	1-1	1.000	1-2-3	2	3	1	0	0	13
^Florida A&M	22	3-5	.600	2-3	.667	0-0	.000	0-1-1	2	1	3	0	0	8
^Morgan State	10	0-2	.000	0-2	.000	0-0	.000	0-0-0	0	0	0	0	0	0
^UMES	34	4-9	.444	2-4	.500	0-0	.000	1-3-4	2	2	1	0	0	10
Hampton	DNP													

^ - indicates starter

**Season/Career Highs**

**Points**

Season: 18, three times

Career: same

**Rebounds**

Season: 8, four times

Career: same

**Field Goals**

Season: 8 at Norfolk State (1/17/09)

Career: same

**Field Goal Attempts**

Season: 16 at Norfolk State (1/17/09)

Career: same

**Three-Point Field Goals**

Season: 4, four times

Career: same

**Three-Point Attempts**

Season: 8 vs. Bethune-Cookman (1/24/09)

Career: 8, two times

**Free Throws**

Season: 4, three times

Career: 4, six times

**Free Throw Attempts**

Season: 7 vs. UMES (12/4/08)

Career: 8 at Morgan State (2/4/08)

**Assists**

Season: 5 vs. Norfolk State (2/14/09)

Career: 6 vs. UMES (3/6/08)

**Steals**

Season: 3 at Richmond (12/6/08)

Career: same

**Minutes Played**

Season: 39, three times

Career: same

**At Laurinburg Inst.:** Averaged 21 points, seven rebounds and six assists per game as a senior ... tallied 17 points, five rebounds and four assists per game during junior year ... helped lead team to North Carolina state championship during sophomore season ... ranked in Top 5 among North Carolina high school guards ... played for head coach Kenneth Gordon.

**Personal:** Raised by his grandmother Dorothy McDaniel ... full name is Marcus Christopher Neal ... is majoring in movement science.



### Marcus Neal's Career Statistics

Season	GP-GS	MP	FG-FGA	Pct.	3PT-A	Pct.	FT-FTA	Pct.	REB	Avg.	PF-Dq.	AS	TO	BS	ST	TP	Avg.
2006-07	28-0	141	18-34	.529	3-8	.375	6-10	.600	13	0.5	12-0	10	13	1	1	45	1.6
2007-08	30-29	701	55-150	.367	22-55	.400	29-42	.690	84	2.8	51-0	53	59	3	14	161	5.4
2008-09	30-30	915	90-226	.398	41-115	.357	32-40	.800	98	3.3	62-0	55	78	2	15	253	8.4
<b>Total</b>	<b>88-59</b>	<b>1777</b>	<b>163-410</b>	<b>.398</b>	<b>66-178</b>	<b>.371</b>	<b>67-92</b>	<b>.728</b>	<b>195</b>	<b>2.2</b>	<b>125-0</b>	<b>118</b>	<b>150</b>	<b>6</b>	<b>30</b>	<b>459</b>	<b>5.2</b>

### Marcus Neal's Career MEAC Statistics

Season	GP-GS	MP	FG-FGA	Pct.	3PT-A	Pct.	FT-FTA	Pct.	REB	Avg.	PF-Dq.	AS	TO	BS	ST	TP	Avg.
2006-07	15-0	78	11-20	.550	1-4	.250	3-7	.429	90	6.0	9-0	6	7	0	1	26	1.7
2007-08	16-16	376	28-77	.364	10-30	.333	11-20	.550	41	2.6	33-0	29	32	2	10	77	4.8
2008-09	15-15	450	53-121	.438	27-66	.409	20-25	.800	41	2.7	29-0	28	33	1	3	153	10.2
<b>Total</b>	<b>46-31</b>	<b>904</b>	<b>92-218</b>	<b>.422</b>	<b>38-100</b>	<b>.380</b>	<b>34-52</b>	<b>.654</b>	<b>88</b>	<b>1.9</b>	<b>71-0</b>	<b>63</b>	<b>72</b>	<b>3</b>	<b>14</b>	<b>256</b>	<b>5.6</b>

### Marcus Neal's Career MEAC Tournament Statistics

Season	GP-GS	MP	FG-FGA	Pct.	3PT-A	Pct.	FT-FTA	Pct.	REB	Avg.	PF-Dq.	AS	TO	BS	ST	TP	Avg.
2006-07	3-0	14	2-4	.500	1-2	.500	0-0	.000	1	0.3	0-0	1	0	1	0	5	1.7
2007-08	2-2	59	6-11	.545	2-2	1.000	2-2	1.000	4	2.0	3-0	3	3	0	0	16	8.0
2008-09	DNP																
<b>Total</b>	<b>5-2</b>	<b>73</b>	<b>8-15</b>	<b>.533</b>	<b>3-4</b>	<b>.750</b>	<b>2-2</b>	<b>1.000</b>	<b>5</b>	<b>1.0</b>	<b>3-0</b>	<b>4</b>	<b>3</b>	<b>1</b>	<b>0</b>	<b>21</b>	<b>4.2</b>

## Neal's MEAC Tournament Game-by-Game (Career)

Opp. (Date)	GP-GS	MP	FG-FGA	Pct.	3PT-A	Pct.	FT-FTA	Pct.	REB	Avg.	PF-Dq.	AS	TO	BS	ST	TP	Avg.
CSU (3/7/07)	1-0	1	0-0	.000	0-0	.000	0-0	.000	0	0.0	0-0	1	0	1	0	0	0.0
MSU (3/9/07)	1-0	6	0-0	.000	0-0	.000	0-0	.000	0	0.0	0-0	0	0	0	0	0	0.0
FAMU (3/10/07)	1-0	7	2-4	.500	1-2	.500	0-0	.000	1	0.3	0-0	1	0	0	0	5	1.7
NCAT (3/13/08)	1-1	28	3-4	.750	0-0	.000	0-0	.000	0	0.2	1-0	2	0	0	0	6	2.7
MSU (3/14/08)	1-1	31	3-7	.429	2-2	1.000	2-2	1.000	4	1.0	2-0	1	3	0	0	10	4.2
<b>Total</b>	<b>5-2</b>	<b>73</b>	<b>8-15</b>	<b>.533</b>	<b>3-4</b>	<b>.750</b>	<b>2-2</b>	<b>1.000</b>	<b>5</b>	<b>1.0</b>	<b>3-0</b>	<b>4</b>	<b>3</b>	<b>1</b>	<b>0</b>	<b>21</b>	<b>4.2</b>

## Neal's Career Game-by-Game (vs. Bethune Cookman)

Date	MP	FG-A	PCT	3PT-A	PCT	FT-A	PCT	O-D-T	PF	A	TO	BS	ST	TP
1/29/07	10	1-2	.500	0-0	.000	0-0	.000	0-1-1	2	1	1	0	1	2
^1/26/08	26	0-4	.000	0-0	.000	4-4	1.000	3-1-4	1	3	1	0	1	4
^2/23/08	17	0-1	.000	0-1	.000	0-0	.000	0-2-2	1	1	2	0	1	0
^1/24/09	37	5-9	.556	4-8	.500	4-6	.667	0-0-0	1	1	0	0	0	18
^2/21/09	38	5-11	.455	2-5	.400	1-1	1.000	1-2-3	2	3	1	0	0	13
<b>Totals</b>	<b>128</b>	<b>11-27</b>	<b>.407</b>	<b>6-14</b>	<b>.429</b>	<b>9-11</b>	<b>.818</b>	<b>4-6-10 (2.0)</b>	<b>7</b>	<b>9</b>	<b>5</b>	<b>0</b>	<b>3</b>	<b>37 (7.4)</b>

^ - indicates starter

## Neal's Career Game-by-Game (vs. Coppin State)

Date	MP	FG-A	PCT	3PT-A	PCT	FT-A	PCT	O-D-T	PF	A	TO	BS	ST	TP
1/6/07	2	0-0	.000	0-0	.000	0-0	.000	0-0-0	0	0	0	0	0	0
2/3/07	5	0-1	.000	0-1	.000	0-0	.000	1-0-1	0	0	0	0	0	0
3/7/07	1	0-0	.000	0-0	.000	0-0	.000	0-0-0	0	1	0	1	0	0
^2/2/08	27	4-6	.667	3-3	1.000	0-0	.000	1-3-4	2	2	3	1	1	11
^1/31/09	33	4-10	.400	2-6	.333	2-2	1.000	1-2-3	3	2	3	0	0	12
<b>Totals</b>	<b>68</b>	<b>8-17</b>	<b>.471</b>	<b>5-10</b>	<b>.500</b>	<b>2-2</b>	<b>1.000</b>	<b>3-5-8 (1.6)</b>	<b>5</b>	<b>5</b>	<b>6</b>	<b>2</b>	<b>1</b>	<b>23 (4.6)</b>

^ - indicates starter

## Neal's Career Game-by-Game (vs. Florida A&M)

Date	MP	FG-A	PCT	3PT-A	PCT	FT-A	PCT	O-D-T	PF	A	TO	BS	ST	TP
1/27/07	2	1-2	.500	0-1	.000	1-1	1.000	0-0-0	1	0	0	0	0	3
2/24/07	3	0-1	.000	0-0	.000	0-0	.000	0-0-0	0	0	0	0	0	0
3/10/07	7	2-4	.500	1-2	.500	0-0	.000	1-0-1	0	1	0	0	0	5
^1/28/08	30	3-5	.600	1-3	.333	2-4	.500	1-1-2	3	1	2	1	0	9
^2/25/08	22	2-8	.250	2-4	.500	0-0	.000	1-0-1	3	2	2	0	1	6
^1/26/09	36	2-6	.333	2-6	.333	2-2	1.000	1-3-4	3	2	1	0	0	8
^2/23/09	22	3-5	.600	2-3	.667	0-0	.000	0-1-1	2	1	3	0	0	8
<b>Totals</b>	<b>122</b>	<b>13-32</b>	<b>.406</b>	<b>8-18</b>	<b>.444</b>	<b>5-7</b>	<b>.714</b>	<b>4-5-9 (1.3)</b>	<b>15</b>	<b>7</b>	<b>8</b>	<b>1</b>	<b>1</b>	<b>49 (7.0)</b>

^ - indicates starter

## Neal's Career Game-by-Game (vs. Hampton)

Date	MP	FG-A	PCT	3PT-A	PCT	FT-A	PCT	O-D-T	PF	A	TO	BS	ST	TP
1/20/07	16	1-1	1.000	0-0	.000	1-3	.333	0-1-1	2	2	1	0	0	3
2/17/07	6	2-3	.667	1-1	1.000	0-1	.000	0-0-0	1	1	2	0	0	5
^2/9/08	17	2-5	.400	1-2	.500	0-0	.000	1-1-2	1	0	3	0	0	5
^2/7/09	10	0-2	.000	0-1	.000	0-0	.000	0-0-0	0	0	2	0	0	0
<b>Totals</b>	<b>49</b>	<b>5-11</b>	<b>.455</b>	<b>2-4</b>	<b>.500</b>	<b>1-4</b>	<b>.250</b>	<b>1-2-3 (0.7)</b>	<b>4</b>	<b>3</b>	<b>8</b>	<b>0</b>	<b>0</b>	<b>13 (3.2)</b>

^ - indicates starter

## Neal's Career Game-by-Game (vs. Howard)

Date	MP	FG-A	PCT	3PT-A	PCT	FT-A	PCT	O-D-T	PF	A	TO	BS	ST	TP
1/13/07	2	0-1	.000	0-0	.000	0-0	.000	1-0-1	0	1	1	0	0	0
2/10/07	2	0-1	.000	0-0	.000	0-0	.000	0-0-0	0	0	0	0	0	0
^2/11/08	19	0-1	.000	0-0	.000	0-0	.000	1-1-2	2	5	2	0	2	0
<b>Totals</b>	<b>23</b>	<b>0-3</b>	<b>.000</b>	<b>0-0</b>	<b>.000</b>	<b>0-0</b>	<b>.000</b>	<b>2-1-3 (1.0)</b>	<b>2</b>	<b>6</b>	<b>3</b>	<b>0</b>	<b>2</b>	<b>0 (0.0)</b>

^ - indicates starter

### Neal's Career Game-by-Game (vs. UMES)

Date	MP	FG-A	PCT	3PT-A	PCT	FT-A	PCT	O-D-T	PF	A	TO	BS	ST	TP
1/15/07	5	1-1	1.000	0-0	.000	0-0	.000	0-0-0	1	0	0	0	0	2
2/12/07	5	2-3	.667	0-0	.000	0-0	.000	1-0-1	2	0	0	0	0	4
^12/1/07	32	1-6	.167	0-1	.000	0-0	.000	0-1-1	2	0	2	0	1	2
^3/6/08	16	2-2	1.000	0-0	.000	0-0	.000	1-2-3	4	6	2	0	1	4
^12/4/08	39	5-10	.500	4-7	.571	4-7	.571	5-3-8	2	1	2	0	0	18
^3/5/09	34	4-9	.444	2-4	.500	0-0	.000	1-3-4	2	2	1	0	0	10
<b>Totals</b>	<b>131</b>	<b>15-31</b>	<b>.484</b>	<b>6-12</b>	<b>.500</b>	<b>4-7</b>	<b>.571</b>	<b>8-9-17 (2.8)</b>	<b>13</b>	<b>9</b>	<b>7</b>	<b>0</b>	<b>2</b>	<b>40 (6.7)</b>

^ - indicates starter

### Neal's Career Game-by-Game (vs. Morgan State)

Date	MP	FG-A	PCT	3PT-A	PCT	FT-A	PCT	O-D-T	PF	A	TO	BS	ST	TP
2/5/07	8	1-2	.500	0-1	.000	1-2	.500	0-0-0	0	0	1	0	0	3
3/9/07	6	0-0	.000	0-0	.000	0-0	.000	0-0-0	0	0	0	0	0	0
^2/5/08	28	0-4	.000	0-1	.000	4-8	.500	2-1-3	2	3	3	0	1	4
^3/1/08	34	2-4	.500	0-1	.000	0-0	.000	0-1-1	3	0	2	0	0	4
^3/14/08	31	3-7	.429	2-2	1.000	2-2	1.000	4-0-4	2	1	3	0	0	10
^2/2/09	36	6-12	.500	0-1	.000	1-1	1.000	1-1-2	3	3	1	0	1	13
^2/28/09	10	0-2	.000	0-2	.000	0-0	.000	0-0-0	0	0	0	0	0	0
<b>Totals</b>	<b>153</b>	<b>12-35</b>	<b>.343</b>	<b>2-8</b>	<b>.250</b>	<b>8-13</b>	<b>.615</b>	<b>7-3-10 (1.4)</b>	<b>10</b>	<b>7</b>	<b>10</b>	<b>0</b>	<b>2</b>	<b>34 (4.9)</b>

^ - indicates starter

### Neal's Career Game-by-Game (vs. Norfolk State)

Date	MP	FG-A	PCT	3PT-A	PCT	FT-A	PCT	O-D-T	PF	A	TO	BS	ST	TP
1/22/07	7	1-1	1.000	0-0	.000	0-0	.000	0-0-0	0	1	0	0	0	2
2/19/07	3	1-1	1.000	0-0	.000	0-0	.000	0-1-1	0	0	0	0	0	2
^1/19/08	33	2-11	.182	1-8	.125	1-2	.500	2-3-5	2	2	3	0	0	6
^2/16/08	21	3-7	.429	0-1	.000	0-1	.000	2-3-5	3	2	2	0	0	6
^1/17/09	30	8-16	.500	2-6	.333	0-0	.000	5-0-5	2	1	8	1	0	18
^2/14/09	32	2-8	.250	2-4	.500	4-4	1.000	0-2-2	3	5	2	0	0	10
<b>Totals</b>	<b>126</b>	<b>17-44</b>	<b>.386</b>	<b>5-19</b>	<b>.263</b>	<b>5-7</b>	<b>.714</b>	<b>9-9-18 (3.0)</b>	<b>10</b>	<b>11</b>	<b>15</b>	<b>1</b>	<b>0</b>	<b>44 (7.3)</b>

^ - indicates starter

### Neal's Career Game-by-Game (vs. North Carolina A&T)


Date	MP	FG-A	PCT	3PT-A	PCT	FT-A	PCT	O-D-T	PF	A	TO	BS	ST	TP
^1/21/08	34	4-9	.444	1-4	.250	0-0	.000	2-1-3	1	1	1	0	0	9
^2/18/08	11	2-3	.667	1-1	1.000	0-0	.000	0-0-0	0	0	1	0	1	5
^3/13/08	28	3-4	.750	0-0	.000	0-0	.000	0-0-0	1	2	0	0	0	6
^1/19/09	28	1-4	.250	0-2	.000	2-2	1.000	1-3-4	2	2	4	0	0	4
^2/16/09	37	4-8	.500	3-6	.500	0-0	.000	0-2-2	3	4	3	0	1	11
<b>Totals</b>	<b>138</b>	<b>14-28</b>	<b>.500</b>	<b>5-13</b>	<b>.385</b>	<b>2-2</b>	<b>1.000</b>	<b>3-6-9 (1.8)</b>	<b>7</b>	<b>9</b>	<b>9</b>	<b>0</b>	<b>2</b>	<b>35 (7.0)</b>

^ - indicates starter

### Neal's Career Game-by-Game (vs. South Carolina State)

Date	MP	FG-A	PCT	3PT-A	PCT	FT-A	PCT	O-D-T	PF	A	TO	BS	ST	TP
1/3/07	2	0-0	.000	0-0	.000	0-0	.000	0-0-0	0	0	1	0	0	0
^1/12/08	9	1-1	1.000	0-0	.000	0-1	.000	1-2-3	3	1	1	0	0	2
^1/10/09	28	4-9	.444	2-5	.400	0-0	.000	1-2-3	1	1	2	0	1	10
<b>Totals</b>	<b>39</b>	<b>5-10</b>	<b>.500</b>	<b>2-5</b>	<b>.400</b>	<b>0-1</b>	<b>.000</b>	<b>2-4-6 (2.0)</b>	<b>4</b>	<b>2</b>	<b>4</b>	<b>0</b>	<b>1</b>	<b>12 (4.0)</b>

^ - indicates starter



**34 ♦ Kris Douse**  
**F ♦ 6-6, 215 ♦ SR**  
 Brampton, Ontario  
 Univ. of Nebraska

**Career Average**

Minutes:12.5 Points: 3.1 Rebounds: 1.6 Assists: 0.3

**2008-09 Season Average**

Minutes: 13.9 Points:3.8 Rebounds: 1.9 Assists: 0.4

**2008-09 Season:** Appeared in 32 games, making six starts ... Averaged 3.8 points-per-game and 1.9 rebounds-per-game ... Shot 42.0 percent (47-of-112) from the floor and 36.8 percent (7-of-19) from beyond the 3-point line ... Recorded a career-best 61 rebounds ... Tied his career-high in rebounds (6) at North Carolina A&T (1/19) ... Registered 11 points and five boards in 24 minutes at Notre Dame (12/20), recording a career-high in 3-pointers made (3) ... Scored a career-high 14 points on 5-of-7 shooting to lead all Hornets at Maryland (12/12) ... Recorded a career-high six rebounds at Richmond (12/6) ... Registered a career-high 32 minutes played, tallying eight points and four rebounds at Ohio State (11/20) ... Grabbed four boards and recorded two steals while blocking two shots at Lehigh (11/17) ... Notched a then-career-high nine points, shooting 4-of-7 versus Wilmington (11/14).

**2007-08:** Limited to four games after joining team in December ... logged a total of 39 minutes ... averaged 2.8 points and 0.8 rebounds per game ... suffered season-ending ankle injury on Jan. 13 ... scored season-highs of five points (2-4 FGs) and two rebounds in loss to Seton Hall (Dec. 31) ... tallied three points (1-1 three-point FG) in loss to California (12/28).

**2006-07 (Nebraska):** Saw action in eight games for the Huskers, averaging 0.9 points-per-game and 0.9 rebounds-per-game ... Shot 30.0 percent (3-of-10) from the field ... Converted only three-point attempt, shooting a perfect 1.000 from downtown ... Registered five steals and one blocked shot.

**At Laurinburg Inst.:** Rated No. 55 for fifth-year players .. Five Star Camp All-Star ... ACC Camp All-Star ... played for head coach Kenneth Gordan ... teammate of DSU guard Marcus Neal.

**Personal:** Son of Carleton and Deanne Douse ... born 5/15/86 .. is majoring in business marketing.

**Season/Career Highs**

**Points**

Season: 14 at Maryland (12/12/08)

Career: same

**Rebounds**

Season: 6, two times

Career: same

**Field Goals**

Season: 5 at Maryland (12/12/08)

Career: same

**Field Goal Attempts**

Season: 11 at Ohio State (11/20/08)

Career: same

**Three-Point Field Goals**

Season: 3 at Notre Dame (12/20/08)

Career: same

**Three-Point Attempts**

Season: 4 at Notre Dame (12/20/08)

Career: same

**Free Throws**

Season: 3, two times

Career: same

**Free Throw Attempts**

Season: 6, two times

Career: same

**Steals**

Season: 2 at Lehigh (11/17/08)

Career: same

**Blocks**

Season: 2 at Lehigh (11/17/08)

Career: same

**Minutes Played**

Season: 34 vs. S.C. State (1/10/09)

Career: same

**Douse 2008-09 Game-by-Game**

Opponent	MP	FG-A	PCT	3PT-A	PCT	FT-A	PCT	O-D-T	PF	A	TO	BS	ST	TP
^Wilmington	17	4-7	.571	1-1	1.000	0-2	.000	0-0-0	1	0	2	0	0	9
^Cheyney	12	2-3	.667	1-1	1.000	0-2	.000	1-2-3	2	0	2	0	0	5
Lehigh	21	1-3	.333	1-1	1.000	3-6	.500	0-4-4	4	1	1	2	2	6
Dayton	4	0-1	.000	0-1	.000	0-0	.000	0-1-1	0	0	2	0	0	0
Ohio State	32	4-11	.364	0-1	.000	0-0	.000	1-3-4	2	1	1	0	0	8
Kentucky	18	3-6	.500	0-0	.000	0-0	.000	0-3-3	1	0	4	1	0	6
West Virginia	16	0-4	.000	0-0	.000	0-0	.000	0-2-2	1	0	4	0	0	0
Oakland	13	1-1	1.000	0-0	.000	0-0	.000	0-0-0	2	0	2	0	0	2
Longwood	7	1-1	1.000	0-0	.000	0-0	.000	0-2-2	2	0	0	0	0	2
Connecticut	19	2-6	.333	0-1	.000	0-2	.000	0-2-2	4	0	1	1	0	4
UMES	14	0-1	.000	0-1	.000	0-0	.000	1-1-2	1	0	1	0	0	0
Richmond	24	2-6	.333	0-0	.000	2-4	.500	1-5-6	3	3	1	0	1	6
Maryland	22	5-7	.714	1-1	1.000	3-4	.750	1-1-2	4	1	3	1	0	14
Rutgers	22	1-3	.333	0-1	.000	2-4	.500	1-1-2	3	1	0	0	0	4
^Notre Dame	24	4-10	.400	3-4	.750	0-0	.000	2-3-5	5	0	2	0	0	11
^S.C. State	34	1-3	.333	0-1	.000	1-2	.500	0-4-4	1	2	3	0	0	3
^WSSU	9	1-2	.500	0-0	.000	1-2	.500	0-0-0	5	0	2	1	0	3
Norfolk State	16	2-6	.333	0-0	.000	3-4	.750	1-1-2	1	0	1	1	1	7
N.C. A&T	25	2-5	.400	0-1	.000	2-6	.333	0-6-6	3	0	0	1	1	6
B-CU	15	3-5	.600	0-1	.000	1-4	.250	0-2-2	2	0	1	0	0	7
Florida A&M	8	2-3	.667	0-0	.000	0-0	.000	0-0-0	0	0	0	1	1	4
Coppin State	14	1-3	.333	0-0	.000	0-0	.000	0-2-2	2	0	3	0	0	2
^Morgan State	6	0-1	.000	0-1	.000	0-0	.000	0-0-0	0	0	2	0	0	0
Hampton	8	1-3	.333	0-0	.000	0-0	.000	0-0-0	0	0	0	0	0	2
Howard	5	0-3	.000	0-1	.000	0-0	.000	1-0-1	0	0	0	0	0	0
Norfolk State	4	0-0	.000	0-0	.000	1-2	.500	0-0-0	0	1	1	0	0	1
N.C. A&T	4	0-0	.000	0-0	.000	0-0	.000	0-0-0	1	1	2	0	0	0
B-CU	3	1-2	.500	0-0	.000	0-1	.000	1-1-2	2	0	3	0	0	2
Florida A&M	4	1-1	1.000	0-0	.000	0-1	.000	0-0-0	1	0	0	0	0	2
Morgan State	6	0-1	.000	0-1	.000	0-0	.000	0-0-0	2	0	3	0	0	0
UMES	11	2-4	.500	0-0	.000	0-0	.000	3-1-4	2	0	1	0	0	4
Hampton	7	0-0	.000	0-0	.000	0-0	.000	0-0-0	2	1	2	0	0	0

^ - indicates starter



### Kris Douse's Career Statistics

Season	GP-GS	MP	FG-FGA	Pct.	3PT-A	Pct.	FT-FTA	Pct.	REB	Avg.	PF-Dq.	AS	TO	BS	ST	TP	Avg.
2006-07	8-0	68	3-10	.300	1-1	1.000	0-0	.000	7	0.9	9-0	1	8	1	5	7	0.9
2007-08	4-0	39	3-9	.333	2-6	.333	1-2	.500	3	0.8	8-0	3	2	1	1	9	2.3
2008-09	32-6	444	47-112	.420	7-19	.368	19-46	.413	61	1.9	59-2	12	50	9	6	120	3.8
<b>Total</b>	<b>44-6</b>	<b>551</b>	<b>53-129</b>	<b>.411</b>	<b>10-26</b>	<b>.384</b>	<b>20-48</b>	<b>.417</b>	<b>71</b>	<b>1.6</b>	<b>74-2</b>	<b>16</b>	<b>60</b>	<b>12</b>	<b>12</b>	<b>136</b>	<b>3.1</b>

### Kris Douse's Delaware State Career Statistics

Season	GP-GS	MP	FG-FGA	Pct.	3PT-A	Pct.	FT-FTA	Pct.	REB	Avg.	PF-Dq.	AS	TO	BS	ST	TP	Avg.
2007-08	4-0	39	3-9	.333	2-6	.333	1-2	.500	3	0.8	8-0	3	2	1	1	9	2.3
2008-09	32-6	444	47-112	.420	7-19	.368	19-46	.413	61	1.9	59-2	12	50	9	6	120	3.8
<b>Total</b>	<b>36-6</b>	<b>483</b>	<b>50-121</b>	<b>.413</b>	<b>9-25</b>	<b>.360</b>	<b>29-48</b>	<b>.417</b>	<b>64</b>	<b>1.8</b>	<b>67-2</b>	<b>15</b>	<b>52</b>	<b>10</b>	<b>7</b>	<b>129</b>	<b>3.6</b>

### Kris Douse's Career MEAC Statistics

Season	GP-GS	MP	FG-FGA	Pct.	3PT-A	Pct.	FT-FTA	Pct.	REB	Avg.	PF-Dq.	AS	TO	BS	ST	TP	Avg.
2007-08	1-0	5	0-2	.000	0-2	.000	0-0	.000	0	0.0	0-0	1	0	0	0	0	0.0
2008-09	16-2	177	16-41	.390	0-7	.000	8-20	.400	25	1.6	18-0	4	21	3	3	40	2.5
<b>Total</b>	<b>17-2</b>	<b>182</b>	<b>16-43</b>	<b>.372</b>	<b>0-9</b>	<b>.000</b>	<b>8-20</b>	<b>.400</b>	<b>25</b>	<b>1.5</b>	<b>18-0</b>	<b>5</b>	<b>21</b>	<b>3</b>	<b>3</b>	<b>40</b>	<b>2.4</b>

### Kris Douse's Career MEAC Tournament Statistics

Season	GP-GS	MP	FG-FGA	Pct.	3PT-A	Pct.	FT-FTA	Pct.	REB	Avg.	PF-Dq.	AS	TO	BS	ST	TP	Avg.
2007-08	DNP																
2008-09	1-0	7	0-0	.000	0-0	.000	0-0	.000	0	0.0	2-0	1	2	0	0	0	0.0
<b>Total</b>	<b>1-0</b>	<b>7</b>	<b>0-0</b>	<b>.000</b>	<b>0-0</b>	<b>.000</b>	<b>0-0</b>	<b>.000</b>	<b>0</b>	<b>0.0</b>	<b>2-0</b>	<b>1</b>	<b>2</b>	<b>0</b>	<b>0</b>	<b>0</b>	<b>0.0</b>

## Douse's MEAC Tournament Game-by-Game (Career)

Opp. (Date)	GP-GS	MP	FG-FGA	Pct.	3PT-A	Pct.	FT-FTA	Pct.	REB	Avg.	PF-Dq.	AS	TO	BS	ST	TP	Avg.
HAM (3/10/09)	1-0	7	0-0	.000	0-0	.000	0-0	.000	0	0.0	2-0	1	2	0	0	0	0.0

### Douse's Career Game-by-Game (vs. Bethune Cookman)

Date	MP	FG-A	PCT	3PT-A	PCT	FT-A	PCT	O-D-T	PF	A	TO	BS	ST	TP
1/24/09	15	3-5	.600	0-1	.000	1-4	.250	0-2-2	2	0	1	0	0	7
2/21/09	3	1-2	.500	0-0	.000	0-1	.000	1-1-2	2	0	3	0	0	2
<b>Totals</b>	<b>18</b>	<b>4-7</b>	<b>.571</b>	<b>0-1</b>	<b>.000</b>	<b>1-5</b>	<b>.200</b>	<b>1-3-4 (2.0)</b>	<b>4</b>	<b>0</b>	<b>4</b>	<b>0</b>	<b>0</b>	<b>9 (4.5)</b>

^ - indicates starter

### Douse's Career Game-by-Game (vs. Coppin State)

Date	MP	FG-A	PCT	3PT-A	PCT	FT-A	PCT	O-D-T	PF	A	TO	BS	ST	TP
1/31/09	14	1-3	.333	0-0	.000	0-0	.000	0-2-2	2	0	3	0	0	2

^ - indicates starter

### Douse's Career Game-by-Game (vs. Florida A&M)

Date	MP	FG-A	PCT	3PT-A	PCT	FT-A	PCT	O-D-T	PF	A	TO	BS	ST	TP
1/26/09	8	2-3	.667	0-0	.000	0-0	.000	0-0-0	0	0	0	1	1	4
2/23/09	4	1-1	1.000	0-0	.000	0-1	.000	0-0-0	1	0	0	0	0	2
<b>Totals</b>	<b>12</b>	<b>3-4</b>	<b>.750</b>	<b>0-0</b>	<b>.000</b>	<b>0-1</b>	<b>.000</b>	<b>0-0-0 (0.0)</b>	<b>1</b>	<b>0</b>	<b>0</b>	<b>1</b>	<b>1</b>	<b>6 (3.0)</b>

^ - indicates starter

### Douse's Career Game-by-Game (vs. Hampton)

Date	MP	FG-A	PCT	3PT-A	PCT	FT-A	PCT	O-D-T	PF	A	TO	BS	ST	TP
2/7/09	8	1-3	.333	0-0	.000	0-0	.000	0-0-0	0	0	0	0	0	2
3/10/09	7	0-0	.000	0-0	.000	0-0	.000	0-0-0	2	1	2	0	0	0
<b>Totals</b>	<b>15</b>	<b>1-3</b>	<b>.333</b>	<b>0-0</b>	<b>.000</b>	<b>0-0</b>	<b>.000</b>	<b>0-0-0 (0.0)</b>	<b>2</b>	<b>1</b>	<b>2</b>	<b>0</b>	<b>0</b>	<b>2 (1.0)</b>

^ - indicates starter

### Douse's Career Game-by-Game (vs. Howard)

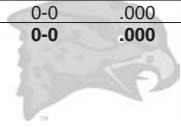
Date	MP	FG-A	PCT	3PT-A	PCT	FT-A	PCT	O-D-T	PF	A	TO	BS	ST	TP
2/9/09	5	0-3	.000	0-1	.000	0-0	.000	1-0-1	0	0	0	0	0	0

^ - indicates starter

### Douse's Career Game-by-Game (vs. UMES)

Date	MP	FG-A	PCT	3PT-A	PCT	FT-A	PCT	O-D-T	PF	A	TO	BS	ST	TP
12/4/08	14	0-1	.000	0-1	.000	0-0	.000	1-1-2	1	0	1	0	0	0
3/5/09	11	2-4	.500	0-0	.000	0-0	.000	3-1-4	2	0	1	0	0	4
<b>Totals</b>	<b>25</b>	<b>2-5</b>	<b>.400</b>	<b>0-1</b>	<b>.000</b>	<b>0-0</b>	<b>.000</b>	<b>4-2-6 (3.0)</b>	<b>3</b>	<b>0</b>	<b>2</b>	<b>0</b>	<b>0</b>	<b>4 (2.0)</b>

^ - indicates starter



### Douse's Career Game-by-Game (vs. Morgan State)

Date	MP	FG-A	PCT	3PT-A	PCT	FT-A	PCT	O-D-T	PF	A	TO	BS	ST	TP
^2/2/09	6	0-1	.000	0-1	.000	0-0	.000	0-0-0	0	0	2	0	0	0
2/28/09	6	0-1	.000	0-1	.000	0-0	.000	0-0-0	2	0	3	0	0	0
<b>Totals</b>	<b>12</b>	<b>0-2</b>	<b>.000</b>	<b>0-2</b>	<b>.000</b>	<b>0-0</b>	<b>.000</b>	<b>0-0-0 (0.0)</b>	<b>2</b>	<b>0</b>	<b>5</b>	<b>0</b>	<b>0</b>	<b>0 (0.0)</b>


^ - indicates starter



### Douse's Career Game-by-Game (vs. Norfolk State)

Date	MP	FG-A	PCT	3PT-A	PCT	FT-A	PCT	O-D-T	PF	A	TO	BS	ST	TP
1/17/09	16	2-6	.333	0-0	.000	3-4	.750	1-1-2	1	0	1	1	1	7
2/14/09	4	0-0	.000	0-0	.000	1-2	.500	0-0-0	0	1	1	0	0	1
<b>Totals</b>	<b>20</b>	<b>2-6</b>	<b>.333</b>	<b>0-0</b>	<b>.000</b>	<b>4-6</b>	<b>.667</b>	<b>1-1-2 (1.0)</b>	<b>1</b>	<b>1</b>	<b>2</b>	<b>1</b>	<b>1</b>	<b>8 (4.0)</b>


^ - indicates starter



### Douse's Career Game-by-Game (vs. North Carolina A&T)

Date	MP	FG-A	PCT	3PT-A	PCT	FT-A	PCT	O-D-T	PF	A	TO	BS	ST	TP
1/19/09	25	2-5	.400	0-1	.000	2-6	.333	0-6-6	3	0	0	1	1	6
2/16/09	4	0-0	.000	0-0	.000	0-0	.000	0-0-0	1	1	2	0	0	0
<b>Totals</b>	<b>29</b>	<b>2-5</b>	<b>.400</b>	<b>0-1</b>	<b>.000</b>	<b>2-6</b>	<b>.333</b>	<b>0-6-6 (3.0)</b>	<b>4</b>	<b>1</b>	<b>2</b>	<b>1</b>	<b>1</b>	<b>6 (3.0)</b>


^ - indicates starter




### Douse's Career Game-by-Game (vs. South Carolina State)

Date	MP	FG-A	PCT	3PT-A	PCT	FT-A	PCT	O-D-T	PF	A	TO	BS	ST	TP
1/12/08	5	0-2	.000	0-2	.000	0-0	.000	0-0-0	0	1	0	0	0	0
^1/10/09	34	1-3	.333	0-1	.000	1-2	.500	0-4-4	1	2	3	0	0	3
<b>Totals</b>	<b>39</b>	<b>1-5</b>	<b>.200</b>	<b>0-3</b>	<b>.000</b>	<b>1-2</b>	<b>.500</b>	<b>0-4-4 (2.0)</b>	<b>1</b>	<b>3</b>	<b>3</b>	<b>0</b>	<b>0</b>	<b>3 (1.5)</b>

^ - indicates starter





**42 ♦ Greg Smith**  
**F ♦ 6-7, 245 ♦ SR**  
 Kansas City, Mo.  
 Metro CC

**Career Average**

Minutes: 6.6      Points: 1.5      Rebounds: 1.2      Blocks: 0.4

**2008-09 Season Average**

Minutes: 6.6      Points: 1.5      Rebounds: 1.2      Blocks: 0.4

**2008-09 Season:** Played in 20 games, making two starts ... Averaged 1.5 points-per-game and 1.2 rebounds-per-game ... Shot 44.0 percent (11-of-25) from the field 50.0 percent (2-of-4) from beyond the arc ... Scored a career-high eight points, converting on a career-best 2-of-3 shots from 3-points land at Morgan State (2/28) ... Registered a career-high two blocked shots vs. Morgan State (2/2) ... Made first-career start at North Carolina A&T (1/19) ... Grabbed a career-high five rebounds at Norfolk State (1/17) ... Registered a career-high seven points in 11 minutes of action at Maryland (12/12) ... Grabbed a career-high four rebounds at Connecticut (12/1) ... Scored three points and registered two rebounds in Delaware State debut versus Wilmington (11/14) ... Son of Gregory and Gwynetha Smith ... hobbies include singing and rapping ... born 11/21/87.

**At Penn Valley:** Averaged 14.0 points and 10 rebounds per game during 2007-08 season ... helped lead team to third place finish in state tour-

nament.

**At Lincoln Prep:** 2005-06 All-Interscholastic Conference First Team selection ... tallied more than 2,000 points during scholastic career.

**Personal:** Son of Gregory and Gwynetha Smith ... hobbies include singing and rapping ... born 11/21/87 ... is majoring in movement science.

**Smith 2008-09 Game-by-Game**

Opponent	MP	FG-A	PCT	3PT-A	PCT	FT-A	PCT	O-D-T	PF	A	TO	BS	ST	TP
Wilmington	6	1-1	1.000	0-0	.000	1-2	.500	2-0-2	0	0	1	0	0	3
Cheyney	2	0-0	.000	0-0	.000	0-0	.000	0-0-0	0	0	0	0	0	0
Lehigh	DNP													
Dayton	DNP													
Ohio State	DNP													
Kentucky	DNP													
West Virginia	DNP													
Oakland	DNP													
Longwood	DNP													
Connecticut	8	0-2	.000	0-0	.000	0-0	.000	1-3-4	1	0	1	1	0	0
UMES	0+	0-0	.000	0-0	.000	0-0	.000	0-0-0	0	0	0	0	0	0
Richmond	DNP													
Maryland	11	2-3	.667	0-0	.000	3-4	.750	1-0-1	2	0	1	0	1	7
Rutgers	2	0-0	.000	0-0	.000	0-0	.000	0-0-0	1	0	0	0	0	0
Notre Dame	9	2-4	.500	0-1	.000	0-0	.000	1-0-1	2	0	2	0	0	4
S.C. State	1	0-0	.000	0-0	.000	0-0	.000	0-0-0	0	0	0	0	0	0
WSSU	8	0-1	.000	0-0	.000	0-0	.000	1-0-1	2	0	0	1	0	0
Norfolk State	8	0-2	.000	0-0	.000	0-0	.000	3-2-5	2	0	1	0	1	0
^N.C. A&T	6	0-1	.000	0-0	.000	0-0	.000	0-1-1	0	0	0	1	0	0
B-CU	DNP													
Florida A&M	DNP													
Coppin State	3	0-0	.000	0-0	.000	0-0	.000	0-1-1	0	0	0	0	0	0
Morgan State	11	1-2	.500	0-0	.000	1-2	.500	2-1-3	2	0	0	2	1	3
^Hampton	12	0-0	.000	0-0	.000	0-0	.000	0-0-0	1	0	1	0	1	0
Howard	4	0-0	.000	0-0	.000	0-0	.000	0-0-0	2	0	0	0	0	0
Norfolk State	DNP													
N.C. A&T	DNP													
B-CU	7	1-2	.500	0-0	.000	0-0	.000	0-0-0	2	0	0	1	1	2
Florida A&M	2	0-0	.000	0-0	.000	0-0	.000	0-0-0	1	0	0	0	0	0
Morgan State	18	3-5	.600	2-3	.667	0-0	.000	2-2-4	2	0	2	1	0	8
UMES	2	0-0	.000	0-0	.000	0-0	.000	0-0-0	0	0	0	0	0	0
Hampton	12	1-2	.500	0-0	.000	0-0	.000	0-1-1	1	0	0	0	0	2

^ - indicates starter

**Season/Career Highs**

**Points**

Season: 8 at Morgan State (2/28/09)

Career: same

**Rebounds**

Season: 5 at Norfolk State (1/17/09)

Career: same

**Field Goals**

Season: 3 at Morgan State (2/28/09)

Career: same

**Field Goal Attempts**

Season: 5 at Morgan State (2/28/09)

Career: same

**Three-Point Field Goals**

Season: 2 at Morgan State (2/28/09)

Career: same

**Three-Point Attempts**

Season: 3 at Morgan State (2/28/09)

Career: same

**Free Throws**

Season: 3 at Maryland (12/12/08)

Career: same

**Free Throw Attempts**

Season: 4 at Maryland (12/12/08)

Career: same

**Steals**

Season: 1, three times

Career: same

**Blocks**

Season: 2 vs. Morgan State (2/2/09)

Career: same

**Minutes Played**

Season: 18 at Morgan State (2/28/09)

Career: same



**Greg Smith's Career Statistics**

Season	GP-GS	MP	FG-FGA	Pct.	3PT-A	Pct.	FT-FTA	Pct.	REB	Avg.	PF-Dq.	AS	TO	BS	ST	TP	Avg.
2008-09	20-2	132	11-25	.440	2-4	.500	5-8	.625	24	1.2	21-0	0	9	7	5	29	1.5

**Greg Smith's Career MEAC Statistics**

Season	GP-GS	MP	FG-FGA	Pct.	3PT-A	Pct.	FT-FTA	Pct.	REB	Avg.	PF-Dq.	AS	TO	BS	ST	TP	Avg.
2008-09	12-2	74	5-12	.417	2-3	.667	1-2	.500	14	1.2	12-0	0	4	5	4	13	1.1

**Greg Smith's Career MEAC Tournament Statistics**

Season	GP-GS	MP	FG-FGA	Pct.	3PT-A	Pct.	FT-FTA	Pct.	REB	Avg.	PF-Dq.	AS	TO	BS	ST	TP	Avg.
2008-09	1-0	12	1-2	.500	0-0	.000	0-0	.000	1	1.0	1-0	0	0	0	0	2	2.0


## Smith's MEAC Tournament Game-by-Game (Career)

Opp. (Date)	GP-GS	MP	FG-FGA	Pct.	3PT-A	Pct.	FT-FTA	Pct.	REB	Avg.	PF-Dq.	AS	TO	BS	ST	TP	Avg.
HAM (3/10/09)	1-0	12	1-2	.500	0-0	.000	0-0	.000	1	1.0	1-0	0	0	0	0	2	2.0

### Smith's Career Game-by-Game (vs. Bethune Cookman)

Date	MP	FG-A	PCT	3PT-A	PCT	FT-A	PCT	O-D-T	PF	A	TO	BS	ST	TP
2/21/09	7	1-2	.500	0-0	.000	0-0	.000	0-0-0	2	0	0	1	1	2

^ - indicates starter



### Smith's Career Game-by-Game (vs. Coppin State)

Date	MP	FG-A	PCT	3PT-A	PCT	FT-A	PCT	O-D-T	PF	A	TO	BS	ST	TP
1/31/09	3	0-0	.000	0-0	.000	0-0	.000	0-1-1	0	0	0	0	0	0

^ - indicates starter



### Smith's Career Game-by-Game (vs. Florida A&M)

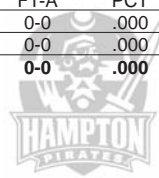
Date	MP	FG-A	PCT	3PT-A	PCT	FT-A	PCT	O-D-T	PF	A	TO	BS	ST	TP
2/23/09	2	0-0	.000	0-0	.000	0-0	.000	0-0-0	1	0	0	0	0	0

^ - indicates starter



### Smith's Career Game-by-Game (vs. Hampton)


Date	MP	FG-A	PCT	3PT-A	PCT	FT-A	PCT	O-D-T	PF	A	TO	BS	ST	TP
^2/7/09	12	0-0	.000	0-0	.000	0-0	.000	0-0-0	1	0	1	0	1	0
3/10/09	12	1-2	.500	0-0	.000	0-0	.000	0-1-1	1	0	0	0	0	2
<b>Totals</b>	<b>24</b>	<b>1-2</b>	<b>.500</b>	<b>0-0</b>	<b>.000</b>	<b>0-0</b>	<b>.000</b>	<b>0-1-1 (0.5)</b>	<b>2</b>	<b>0</b>	<b>1</b>	<b>0</b>	<b>1</b>	<b>2 (1.0)</b>



### Smith's Career Game-by-Game (vs. Howard)

Date	MP	FG-A	PCT	3PT-A	PCT	FT-A	PCT	O-D-T	PF	A	TO	BS	ST	TP
2/9/09	4	0-0	.000	0-0	.000	0-0	.000	0-0-0	2	0	0	0	0	0

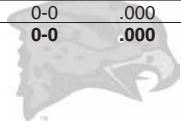
^ - indicates starter



### Smith's Career Game-by-Game (vs. UMEs)

Date	MP	FG-A	PCT	3PT-A	PCT	FT-A	PCT	O-D-T	PF	A	TO	BS	ST	TP
12/4/08	1	0-0	.000	0-0	.000	0-0	.000	0-0-0	0	0	0	0	0	0
3/5/09	2	0-0	.000	0-0	.000	0-0	.000	0-0-0	0	0	0	0	0	0
<b>Totals</b>	<b>3</b>	<b>0-0</b>	<b>.000</b>	<b>0-0</b>	<b>.000</b>	<b>0-0</b>	<b>.000</b>	<b>0-0-0 (0.0)</b>	<b>0</b>	<b>0</b>	<b>0</b>	<b>0</b>	<b>0</b>	<b>0 (0.0)</b>


^ - indicates starter



### Smith's Career Game-by-Game (vs. Morgan State)

Date	MP	FG-A	PCT	3PT-A	PCT	FT-A	PCT	O-D-T	PF	A	TO	BS	ST	TP
2/2/09	11	1-2	.500	0-0	.000	1-2	.500	2-1-3	2	0	0	2	1	3
2/28/09	18	3-5	.600	2-3	.667	0-0	.000	2-2-4	2	0	2	1	0	8
<b>Totals</b>	<b>29</b>	<b>4-7</b>	<b>.571</b>	<b>2-3</b>	<b>.667</b>	<b>1-2</b>	<b>.500</b>	<b>4-3-7 (3.5)</b>	<b>4</b>	<b>0</b>	<b>2</b>	<b>3</b>	<b>1</b>	<b>11 (5.5)</b>

^ - indicates starter



### Smith's Career Game-by-Game (vs. Norfolk State)

Date	MP	FG-A	PCT	3PT-A	PCT	FT-A	PCT	O-D-T	PF	A	TO	BS	ST	TP
1/17/09	8	0-2	.000	0-0	.000	0-0	.000	3-2-5	2	0	1	0	1	0


^ - indicates starter



### Smith's Career Game-by-Game (vs. North Carolina A&T)

Date	MP	FG-A	PCT	3PT-A	PCT	FT-A	PCT	O-D-T	PF	A	TO	BS	ST	TP
^1/19/09	6	0-1	.000	0-0	.000	0-0	.000	0-1-1	0	0	0	1	0	0

^ - indicates starter



### Smith's Career Game-by-Game (vs. South Carolina State)

Date	MP	FG-A	PCT	3PT-A	PCT	FT-A	PCT	O-D-T	PF	A	TO	BS	ST	TP
1/10/09	1	0-0	.000	0-0	.000	0-0	.000	0-0-0	0	0	0	0	0	0

^ - indicates starter





**45 ♦ Sheridan Price**  
**F ♦ 6-7, 210 ♦ JR**  
 Silver Springs, Md.  
 Hagerstown CC

**Career Average**

Minutes: 3.6 Points: 0.2 Rebounds: 0.2 Blocks: 0.0

**2008-09 Season Average**

Minutes: 3.6 Points: 0.2 Rebounds: 0.2 Blocks: 0.0

**2008-09 Season:** Made nine appearances, including one start ... Averaged 0.2 points-per-game and 0.2 rebounds-per-game ... Recorded first-career start vs. Florida A&M (1/26) ... Made Hornet debut, scoring two points at Kentucky (11/22) ... Son of Glenn and Sheree Price ... born 9/22/88.

**At Hagerstown CC:** Averaged 9.0 points and 9.0 rebounds per game at Hagerstown (Md.) Community College ... helped lead team to 25-7 overall record ... recorded a 'triple-double' against Anne Arundel CC, tallying 17 points, 13 rebounds and 10 assists.

**High School:** 2006-07 All-Prince George's County and Gazette First Team, and Washington Post All-Metro Honorable Mention ... competed in 2007 Converse Capital All-Star Classic ... averaged 18 points and six rebounds per game during senior year ... scored career-high 40 points vs. Walter Johnson HS.

**Personal:** Son of Glenn and Sheree Price ... born 9/22/88 ... is majoring in history.

**Price 2008-09 Game-by-Game**

Opponent	MP	FG-A	PCT	3PT-A	PCT	FT-A	PCT	O-D-T	PF	A	TO	BS	ST	TP
Wilmington	DNP													
Cheyney	DNP													
Lehigh	DNP													
Dayton	DNP													
Ohio State	DNP													
Kentucky	5	0-0	.000	0-0	.000	2-2	1.000	0-0-0	0	0	0	0	0	2
West Virginia	3	0-0	.000	0-0	.000	0-0	.000	0-0-0	0	0	0	0	0	0
Oakland	DNP													
Longwood	3	0-0	.000	0-0	.000	0-0	.000	0-0-0	0	0	0	0	0	0
Connecticut	2	0-1	.000	0-0	.000	0-0	.000	0-0-0	0	0	0	0	0	0
UMES	DNP													
Richmond	DNP													
Maryland	2	0-1	.000	0-0	.000	0-0	.000	0-1-1	0	0	0	0	0	0
Rutgers	DNP													
Notre Dame	DNP													
S.C. State	2	0-0	.000	0-0	.000	0-0	.000	0-0-0	1	0	0	0	0	0
WSSU	2	0-0	.000	0-0	.000	0-0	.000	0-0-0	0	0	0	0	0	0
Norfolk State	DNP													
N.C. A&T	DNP													
B-CU	DNP													
^Florida A&M	7	0-0	.000	0-0	.000	0-0	.000	0-0-0	1	0	0	0	0	0
Coppin State	DNP													
Morgan State	DNP													
Hampton	DNP													
Howard	DNP													
Norfolk State	DNP													
N.C. A&T	DNP													
B-CU	6	0-0	.000	0-0	.000	0-0	.000	0-1-1	0	0	0	0	0	0
Florida A&M	DNP													
Morgan State	DNP													
UMES	DNP													
Hampton	DNP													

^ - indicates starter

**Season/Career Highs**

**Points**

Season: 2 at Kentucky (11/22/08)

Career: same

**Rebounds**

Season: 1, two times

Career: same

**Field Goals**

Season: N/A

Career: same

**Field Goal Attempts**

Season: 1 at Maryland (12/12/08)

Career: same

**Three-Point Field Goals**

Season: N/A

Career: same

**Three-Point Attempts**

Season: N/A

Career: same

**Free Throws**

Season: 2 at Kentucky (11/22/08)

Career: same

**Free Throw Attempts**

Season: 2 at Kentucky (11/22/08)

Career: same

**Assists**

Season: N/A

Career: same

**Steals**

Season: N/A

Career: same

**Minutes Played**

Season: 7 vs. Florida A&M (1/26/09)

Career: same




## Price's MEAC Tournament Game-by-Game (Career)

Opp. (Date) GP-GS MP FG-FGA Pct. 3PT-A Pct. FT-FTA Pct. REB Avg. PF-Dq. AS TO BS ST TP Avg.  
N/A

### Price's Career Game-by-Game (vs. Bethune Cookman)

Date	MP	FG-A	PCT	3PT-A	PCT	FT-A	PCT	O-D-T	PF	A	TO	BS	ST	TP
2/21/09	6	0-0	.000	0-0	.000	0-0	.000	0-1-1	0	0	0	0	0	0

^ - indicates starter



### Price's Career Game-by-Game (vs. Coppin State)

Date	MP	FG-A	PCT	3PT-A	PCT	FT-A	PCT	O-D-T	PF	A	TO	BS	ST	TP
DNP														

^ - indicates starter



### Price's Career Game-by-Game (vs. Florida A&M)

Date	MP	FG-A	PCT	3PT-A	PCT	FT-A	PCT	O-D-T	PF	A	TO	BS	ST	TP
1/26/09	7	0-0	.000	0-0	.000	0-0	.000	0-0-0	1	0	0	0	0	0

^ - indicates starter



### Price's Career Game-by-Game (vs. Hampton)

Date	MP	FG-A	PCT	3PT-A	PCT	FT-A	PCT	O-D-T	PF	A	TO	BS	ST	TP
DNP														

^ - indicates starter



### Price's Career Game-by-Game (vs. Howard)

Date	MP	FG-A	PCT	3PT-A	PCT	FT-A	PCT	O-D-T	PF	A	TO	BS	ST	TP
DNP														

^ - indicates starter



**Price's Career Game-by-Game (vs. UMES)**

Date	MP	FG-A	PCT	3PT-A	PCT	FT-A	PCT	O-D-T	PF	A	TO	BS	ST	TP
DNP														

^ - indicates starter



**Price's Career Game-by-Game (vs. Morgan State)**

Date	MP	FG-A	PCT	3PT-A	PCT	FT-A	PCT	O-D-T	PF	A	TO	BS	ST	TP
DNP														

^ - indicates starter



**Price's Career Game-by-Game (vs. Norfolk State)**

Date	MP	FG-A	PCT	3PT-A	PCT	FT-A	PCT	O-D-T	PF	A	TO	BS	ST	TP
DNP														

^ - indicates starter



**Price's Career Game-by-Game (vs. North Carolina A&T)**

Date	MP	FG-A	PCT	3PT-A	PCT	FT-A	PCT	O-D-T	PF	A	TO	BS	ST	TP
DNP														

^ - indicates starter




**Price's Career Game-by-Game (vs. South Carolina State)**

Date	MP	FG-A	PCT	3PT-A	PCT	FT-A	PCT	O-D-T	PF	A	TO	BS	ST	TP
1/10/09	2	0-0	.000	0-0	.000	0-0	.000	0-0-0	1	0	0	0	0	0

^ - indicates starter





**55 ♦ Frisco Sandidge**  
**F ♦ 6-6, 210 ♦ r-SR**  
 Lynchburg, Va.  
 Heritage HS

**Career Average**

Minutes: 23.2 Points: 7.1 Rebounds: 4.5 Blocks: 0.7

**2008-09 Season Average**

Minutes: 31.7 Points: 10.4 Rebounds: 6.7 Blocks: 1.3

**2008-09 Season:** Played and started in all 32 games ... Averaged 10.4 points-per-game and 6.7 rebounds-per-game ... Led the team with 213 boards ... One of only two players (Donald Johnson) to average 10-or-more-points ... Shot 49.2 percent (125-of-254) from the floor and 68.1 percent (79-of-116) from the free-throw line ... Registered a career-best 40 blocks ... Team leader in steals (32) ... Among the leaders in the MEAC conference in scoring (No. 16), rebounding (No. 6), FG percentage (No. 7), FT percentage (No. 13), blocked shots (No. 5) and minutes played (No. 10) ... Scored 20-or-more points four times ... Notched one double-double (20 pts., 12 rebs - at Richmond on 12/6) ... Poured in 11 points, shooting 4-of-9 from the floor versus Hampton (3/10) ... Scored nine points and tallied seven rebounds with four assists at Florida A&M (2/23) ... Recorded a career-high six assists while tying a season-high in rebounding (12) versus Norfolk State (2/14) ... Scored a team-high 17 points and tallied eight rebounds at Howard (2/9) ... Notched third-straight, double-digit scoring performance, registering 13

points and nine rebounds vs. Morgan State (2/2) ... Led the team in scoring, pouring in 16 points and grabbing seven rebounds vs. Coppin State (1/31) ... Also notched three steals and four blocked shots against the Eagles ... Recorded 13 points on 4-of-6 shooting vs. Florida A&M (1/26) ... Scored 21 points (tying career-high), grabbed eight rebounds and tallied a career-best five blocked shots at North Carolina A&T (1/19) ... Tied career-high in points (21) on 9-of-11 shooting (3-of-5 from the line), grabbing nine rebounds and tallying a career-high four blocked shots vs. Winston-Salem State (1/12) ... Poured in 10 points and grabbed four rebounds vs South Carolina State (1/10) ... Notched 11 points and seven boards before fouling out at Rutgers (12/14) ... Recorded double-double, registering 20 points and a season-high 12 rebounds at Richmond (12/6) ... Scored a game-high 20 points on 7-of-8 shooting vs UMES (12/4), grabbing eight boards .. Registered nine rebounds at Connecticut (12/1), recording 20th of his career ... Set a career mark in points, scoring 21 on 7-of-11 shooting vs. Longwood (11/29) ... Converted a career-best seven free-throws against the Lancers ... Also grabbed seven boards during the 69-65 loss ... Notched 12 points and tallied eight rebounds vs. Oakland (11/28) ... Tied a then-season-high 14 points on 5-of-8 shooting in a season-high 39 minutes at West Virginia (11/25) ... Notched eight rebounds in 32 minutes of action at Kentucky (11/22) ... Grabbed seven boards at Dayton (11/19) ... Scored 14 points, visiting the charity stripe a career-high 10 times at Lehigh (11/17) ... Scored 10 points and tallied seven rebounds versus Cheyney (11/15) ... Notched a season-best 11 rebounds versus Wilmington (11/14).

**2007-08 Season:** Competed in all 30 games, 28 as the starting center ... fourth on the team in scoring (6.7 ppg) and second in rebounding (4.1 pg) ... second on the Hornets in blocks (14) and tied for second with 20 steals ... second among team regulars with .477 field goal percentage ... tied for team-lead with two "double-doubles" ... scored career-high 19 points and grabbed 11 rebounds (each led team) in loss to Morgan State (3/1) ... tallied 16 points (5-8 FGs) and 11 rebounds in victory over Bethune-Cookman (2/23) ... had 16 points (6-9 FGs) and nine boards in win over UMES in regular-season finale (3/6) ... pulled down career-high 13 rebounds in win over St. Paul's (Nov. 10) ... was 5-for-7 from the field and 5-of-6 at the free throw line in Feb. 4 loss to Morgan State ... reached double figures in scoring in eight games ... grabbed at least five rebounds in seven contests.

**Sandidge 2008-09 Game-by-Game**

Opponent	MP	FG-A	PCT	3PT-A	PCT	FT-A	PCT	O-D-T	PF	A	TO	BS	ST	TP
^Wilmington	29	1-4	.250	0-0	.000	4-7	.571	3-8-11	4	4	4	1	1	6
^Cheyney	36	3-6	.500	0-1	.000	4-7	.571	1-6-7	3	2	2	0	0	10
^Lehigh	37	4-8	.500	1-2	.500	5-10	.500	1-6-7	1	5	2	2	0	14
^Dayton	33	2-9	.222	0-1	.000	2-4	.500	5-2-7	1	1	4	1	1	6
^Ohio State	29	0-4	.000	0-1	.000	2-2	1.000	1-1-2	3	1	2	0	0	2
^Kentucky	32	1-5	.200	0-2	.000	2-2	1.000	0-8-8	2	0	4	0	2	4
^West Virginia	39	5-8	.625	0-2	.000	4-4	1.000	2-2-4	2	1	4	0	1	14
^Oakland	35	5-9	.556	1-3	.333	1-4	.250	2-6-8	2	2	1	1	2	12
^Longwood	30	7-11	.636	0-2	.000	7-7	1.000	2-5-7	1	0	3	3	0	21
^Connecticut	23	3-11	.273	0-4	.000	0-0	.000	3-6-9	5	1	1	0	0	6
^UMES	35	7-8	.875	0-0	.000	6-9	.667	6-2-8	3	1	5	2	2	20
^Richmond	31	8-16	.500	0-0	.000	4-6	.667	5-7-12	3	1	5	0	1	20
^Maryland	23	1-4	.250	0-0	.000	1-1	1.000	3-5-8	2	0	4	2	1	3
^Rutgers	31	5-12	.417	1-2	.500	0-2	.000	3-4-7	5	0	3	2	1	11
^Notre Dame	37	1-6	.167	0-1	.000	2-2	1.000	2-1-3	1	4	2	1	1	4
^S.C. State	34	4-12	.333	0-1	.000	2-2	1.000	2-2-4	0	2	1	1	0	10
^WSSU	30	9-11	.818	0-1	.000	3-5	.600	4-5-9	4	2	3	4	1	21
^Norfolk State	34	2-6	.333	0-0	.000	1-4	.250	5-2-7	1	2	3	0	0	5
^N.C. A&T	35	10-14	.714	0-1	.000	1-1	1.000	4-4-8	3	3	2	5	3	21
^B-CU	32	1-3	.333	0-0	.000	5-6	.833	3-3-6	5	3	5	2	0	7
^Florida A&M	24	4-6	.667	0-0	.000	5-7	.714	1-2-3	3	0	3	0	1	13
^Coppin State	35	7-9	.778	0-1	.000	2-2	1.000	1-6-7	2	2	2	4	3	16
^Morgan State	34	5-9	.556	0-0	.000	3-3	1.000	3-6-9	2	3	0	0	0	13
^Hampton	21	3-6	.500	0-1	.000	2-2	1.000	1-6-7	2	0	2	2	1	8
^Howard	35	6-10	.600	1-2	.500	4-7	.571	1-7-8	3	1	0	0	1	17
^Norfolk State	36	4-6	.667	0-1	.000	0-0	.000	2-10-12	3	6	2	2	2	8
^N.C. A&T	35	4-10	.400	0-0	.000	0-0	.000	3-2-5	2	0	4	0	2	8
^B-CU	13	0-4	.000	0-0	.000	0-0	.000	0-3-3	2	1	1	1	1	0
^Florida A&M	39	3-7	.429	0-1	.000	3-3	1.000	1-6-7	1	4	1	0	2	9
^Morgan State	34	3-6	.500	0-0	.000	1-2	.500	2-3-5	0	2	1	0	0	7
^UMES	30	3-5	.600	0-0	.000	1-2	.500	1-1-2	3	1	0	2	1	7
^Hampton	32	4-9	.444	1-3	.333	2-3	.667	2-1-3	1	2	2	2	1	11

^ - indicates starter

**Season/Career Highs**

**Points**

Season: 21, three times

Career: same

**Rebounds**

Season: 12, two times

Career: 13 vs. St. Paul's (11/10/07)

**Field Goals**

Season: 10 at N.C. A&T (1/19/09)

Career: same

**Field Goal Attempts**

Season: 16 at Richmond (12/6/08)

Career: 18 vs. Morgan State (3/1/08)

**Three-Point Field Goals**

Season: 1, five times

Career: 1, 13 times

**Three-Point Attempts**

Season: 4 at Connecticut (12/1/08)

Career: 4, two times

**Free Throws**

Season: 7 vs. Longwood (11/29/08)

Career: same

**Free Throw Attempts**

Season: 10 at Lehigh (11/17/08)

Career: same

**Assists**

Season: 6 vs. Norfolk State (2/14/09)

Career: same

**Blocks**

Season: 5 at N.C. A&T (1/19/09)

Career: same

**Minutes Played**

Season: 39 at West Virginia (11/25/08)

Career: 40 vs. UMES (3/6/08)

**2006-07 Season:** Played in 14 games, logging a total of 51 minutes ... had season-high two points in two games.

**2005-06 Season:** Sat out the season as a freshman red-shirt.

**At Heritage HS:** Averaged 24.2 points, 12 rebounds and five assists per game as a senior ... 2004-05 Regional Player-of-the-Year ... helped lead team to four district championships and a regional title ... MVP of 2004 Holiday Tournament ... 2004-05 Heritage Male Athlete-of-the-Year.

**Personal:** Son of Annette Sandidge ... is majoring in sports management.



### Frisco Sandidge's Career Statistics

Season	GP-GS	MP	FG-FGA	Pct.	3PT-A	Pct.	FT-FTA	Pct.	REB	Avg.	PF-Dq.	AS	TO	BS	ST	TP	Avg.
2006-07	14-0	51	2-7	.286	0-1	.000	1-6	.167	6	0.4	5-0	1	3	0	2	5	0.4
2007-08	30-28	721	73-153	.477	9-33	.273	46-74	.622	124	4.1	73-2	24	40	14	20	201	6.7
2008-09	32-32	1013	125-254	.492	5-33	.152	79-116	.681	213	6.7	75-3	57	78	40	32	334	10.4
<b>Total</b>	<b>76-60</b>	<b>1765</b>	<b>200-414</b>	<b>.483</b>	<b>14-67</b>	<b>.209</b>	<b>126-196</b>	<b>.643</b>	<b>343</b>	<b>4.5</b>	<b>153-5</b>	<b>82</b>	<b>120</b>	<b>54</b>	<b>54</b>	<b>540</b>	<b>7.1</b>

### Frisco Sandidge's Career MEAC Statistics

Season	GP-GS	MP	FG-FGA	Pct.	3PT-A	Pct.	FT-FTA	Pct.	REB	Avg.	PF-Dq.	AS	TO	BS	ST	TP	Avg.
2006-07	9-0	25	1-5	.200	0-0	.000	1-4	.250	49	5.4	1-0	0	1	0	1	3	0.3
2007-08	16-14	355	46-87	.529	6-19	.316	30-47	.638	71	4.4	32-1	13	21	9	12	128	8.0
2008-09	16-16	506	66-121	.545	1-8	.125	36-50	.720	101	6.3	35-1	31	32	21	19	169	10.6
<b>Total</b>	<b>41-30</b>	<b>886</b>	<b>113-213</b>	<b>.531</b>	<b>7-27</b>	<b>.259</b>	<b>67-101</b>	<b>.663</b>	<b>173</b>	<b>4.2</b>	<b>68-2</b>	<b>44</b>	<b>54</b>	<b>30</b>	<b>32</b>	<b>300</b>	<b>7.3</b>

### Frisco Sandidge's Career MEAC Tournament Statistics

Season	GP-GS	MP	FG-FGA	Pct.	3PT-A	Pct.	FT-FTA	Pct.	REB	Avg.	PF-Dq.	AS	TO	BS	ST	TP	Avg.
2006-07	1-0	1	1-1	1.000	0-0	.000	0-0	.000	0	0.0	0-0	0	0	0	0	2	2.0
2007-08	2-2	64	6-9	.667	0-1	.000	0-5	.000	9	4.5	6-0	3	4	1	0	12	6.0
2008-09	1-1	32	4-9	.444	1-3	.333	2-3	.667	3	3.0	1-0	2	2	2	1	11	11.0
<b>Total</b>	<b>4-3</b>	<b>97</b>	<b>11-19</b>	<b>.579</b>	<b>1-4</b>	<b>.250</b>	<b>2-8</b>	<b>.250</b>	<b>12</b>	<b>3.0</b>	<b>7-0</b>	<b>5</b>	<b>6</b>	<b>3</b>	<b>1</b>	<b>25</b>	<b>6.2</b>

## Sandidge's MEAC Tournament Game-by-Game (Career)

Opp. (Date)	GP-GS	MP	FG-FGA	Pct.	3PT-A	Pct.	FT-FTA	Pct.	REB	Avg.	PF-Dq.	AS	TO	BS	ST	TP	Avg.
CSU (3/7/07)	1-0	1	1-1	1.000	0-0	.000	0-0	.000	0	0.0	0-0	0	0	0	0	2	2.0
NCAT (3/13/08)	1-1	30	2-4	.500	0-1	.000	0-0	.000	4	2.0	2-0	1	2	0	0	4	3.0
MSU (3/14/08)	1-1	34	4-5	.800	0-0	.000	0-5	.000	5	3.0	4-0	2	2	1	0	8	4.7
HAM (3/10/09)	1-1	32	4-9	.444	1-3	.333	2-3	.667	3	3.0	1-0	2	2	2	1	11	6.2
<b>Totals</b>	<b>4-3</b>	<b>97</b>	<b>11-19</b>	<b>.579</b>	<b>1-4</b>	<b>.250</b>	<b>2-8</b>	<b>.250</b>	<b>12</b>	<b>3.0</b>	<b>7-0</b>	<b>5</b>	<b>6</b>	<b>3</b>	<b>1</b>	<b>25</b>	<b>6.2</b>

## Sandidge's Career Game-by-Game (vs. Bethune Cookman)

Date	MP	FG-A	PCT	3PT-A	PCT	FT-A	PCT	O-D-T	PF	A	TO	BS	ST	TP
^1/26/08	15	0-2	.000	0-0	.000	1-2	.500	2-2-4	2	1	0	0	0	1
^2/23/08	33	5-8	.625	1-4	.250	5-6	.833	5-6-11	0	1	0	0	2	16
^1/24/09	32	1-3	.333	0-0	.000	5-6	.833	3-3-6	5	3	5	2	0	7
^2/21/09	13	0-4	.000	0-0	.000	0-0	.000	0-3-3	2	1	1	1	1	0
<b>Totals</b>	<b>93</b>	<b>6-17</b>	<b>.353</b>	<b>1-4</b>	<b>.250</b>	<b>11-14</b>	<b>.786</b>	<b>10-14-24 (6.0)</b>	<b>9</b>	<b>6</b>	<b>6</b>	<b>3</b>	<b>3</b>	<b>24 (6.0)</b>

^ - indicates starter

## Sandidge's Career Game-by-Game (vs. Coppin State)

Date	MP	FG-A	PCT	3PT-A	PCT	FT-A	PCT	O-D-T	PF	A	TO	BS	ST	TP
3/7/07	1	1-1	1.000	0-0	.000	0-0	.000	0-0-0	0	0	0	0	0	2
2/2/08	12	1-2	.500	0-0	.000	2-3	.667	0-0-0	2	0	1	1	0	4
^1/31/09	35	7-9	.778	0-1	.000	2-2	1.000	1-6-7	2	2	2	4	3	16
<b>Totals</b>	<b>48</b>	<b>9-12</b>	<b>.750</b>	<b>0-1</b>	<b>.000</b>	<b>4-5</b>	<b>.800</b>	<b>1-6-7 (2.3)</b>	<b>4</b>	<b>2</b>	<b>3</b>	<b>5</b>	<b>3</b>	<b>22 (7.3)</b>

^ - indicates starter

## Sandidge's Career Game-by-Game (vs. Florida A&M)

Date	MP	FG-A	PCT	3PT-A	PCT	FT-A	PCT	O-D-T	PF	A	TO	BS	ST	TP
1/27/07	3	0-0	.000	0-0	.000	0-0	.000	0-0-0	0	0	0	0	0	0
2/24/07	5	1-3	.333	0-0	.000	0-0	.000	0-0-0	1	0	0	0	0	2
^1/28/08	6	1-1	1.000	0-0	.000	1-2	.500	1-1-2	1	0	2	0	0	3
^2/25/08	29	1-9	.111	0-2	.000	2-2	1.000	7-2-9	3	2	1	3	1	4
^1/26/09	24	4-6	.667	0-0	.000	5-7	.714	1-2-3	3	0	3	0	1	13
^2/23/09	39	3-7	.429	0-1	.000	3-3	1.000	1-6-7	1	4	1	0	2	9
<b>Totals</b>	<b>106</b>	<b>10-26</b>	<b>.385</b>	<b>0-3</b>	<b>.000</b>	<b>11-14</b>	<b>.786</b>	<b>10-11-21 (3.5)</b>	<b>9</b>	<b>6</b>	<b>7</b>	<b>3</b>	<b>4</b>	<b>21 (3.5)</b>

^ - indicates starter

## Sandidge's Career Game-by-Game (vs. Hampton)

Date	MP	FG-A	PCT	3PT-A	PCT	FT-A	PCT	O-D-T	PF	A	TO	BS	ST	TP
1/20/07	2	0-1	.000	0-0	.000	1-2	.500	0-0-0	0	0	0	0	0	1
2/17/07	1	0-0	.000	0-0	.000	0-0	.000	0-0-0	0	0	0	0	0	0
^2/9/08	30	4-5	.800	0-1	.000	4-5	.800	0-3-3	3	2	1	1	2	12
^2/7/09	21	3-6	.500	0-1	.000	2-2	1.000	1-6-7	2	0	2	2	1	8
^3/10/09	32	4-9	.444	1-3	.333	2-3	.667	2-1-3	1	2	2	2	1	11
<b>Totals</b>	<b>86</b>	<b>11-21</b>	<b>.524</b>	<b>1-5</b>	<b>.200</b>	<b>9-12</b>	<b>.750</b>	<b>3-10-13 (2.6)</b>	<b>6</b>	<b>4</b>	<b>5</b>	<b>5</b>	<b>4</b>	<b>32 (6.4)</b>

^ - indicates starter

## Sandidge's Career Game-by-Game (vs. Howard)

Date	MP	FG-A	PCT	3PT-A	PCT	FT-A	PCT	O-D-T	PF	A	TO	BS	ST	TP
2/10/07	2	0-0	.000	0-0	.000	0-2	.000	1-0-1	0	0	0	0	0	0
^2/11/08	17	4-5	.800	0-0	.000	1-1	1.000	1-2-3	1	2	0	0	0	9
^2/9/09	35	6-10	.600	1-2	.500	4-7	.571	1-7-8	3	1	0	0	1	17
<b>Totals</b>	<b>54</b>	<b>10-15</b>	<b>.667</b>	<b>1-2</b>	<b>.500</b>	<b>5-10</b>	<b>.500</b>	<b>3-9-12 (4.0)</b>	<b>4</b>	<b>3</b>	<b>0</b>	<b>0</b>	<b>1</b>	<b>26 (8.7)</b>

^ - indicates starter

### Sandidge's Career Game-by-Game (vs. UMES)

Date	MP	FG-A	PCT	3PT-A	PCT	FT-A	PCT	O-D-T	PF	A	TO	BS	ST	TP
1/15/07	5	0-0	.000	0-0	.000	0-0	.000	0-0-0	0	0	0	0	1	0
2/12/07	2	0-0	.000	0-0	.000	0-0	.000	0-0-0	0	0	1	0	0	0
^12/1/07	20	1-3	.333	0-0	.000	3-6	.500	2-1-3	1	0	2	2	1	5
^3/6/08	40	6-9	.667	1-2	.500	3-4	.750	6-3-9	2	2	4	2	1	16
^12/4/08	35	7-8	.875	0-0	.000	6-9	.667	6-2-8	3	1	5	2	2	20
^3/5/09	30	3-5	.600	0-0	.000	1-2	.500	1-1-2	3	1	0	2	1	7
<b>Totals</b>	<b>132</b>	<b>17-25</b>	<b>.680</b>	<b>1-2</b>	<b>.500</b>	<b>13-21</b>	<b>.619</b>	<b>15-7-22 (3.7)</b>	<b>9</b>	<b>4</b>	<b>12</b>	<b>8</b>	<b>6</b>	<b>48 (8.0)</b>

^ - indicates starter

### Sandidge's Career Game-by-Game (vs. Morgan State)

Date	MP	FG-A	PCT	3PT-A	PCT	FT-A	PCT	O-D-T	PF	A	TO	BS	ST	TP
2/4/08	26	5-7	.714	0-0	.000	5-6	.833	3-2-5	5	1	0	0	0	15
^3/1/08	32	9-18	.500	1-3	.333	0-0	.000	3-8-11	4	0	0	0	0	19
^3/14/08	34	4-5	.800	0-0	.000	0-5	.000	2-3-5	4	2	2	1	0	8
^2/2/09	34	5-9	.556	0-0	.000	3-3	1.000	3-6-9	2	3	0	0	0	13
^2/28/09	34	3-6	.500	0-0	.000	1-2	.500	2-3-5	0	2	1	0	0	7
<b>Totals</b>	<b>160</b>	<b>26-45</b>	<b>.578</b>	<b>1-3</b>	<b>.333</b>	<b>9-16</b>	<b>.562</b>	<b>13-22-35 (7.0)</b>	<b>15</b>	<b>8</b>	<b>3</b>	<b>1</b>	<b>0</b>	<b>62 (12.4)</b>

^ - indicates starter

### Sandidge's Career Game-by-Game (vs. Norfolk State)

Date	MP	FG-A	PCT	3PT-A	PCT	FT-A	PCT	O-D-T	PF	A	TO	BS	ST	TP
1/22/07	1	0-0	.000	0-0	.000	0-0	.000	0-0-0	0	0	0	0	0	0
^1/19/08	22	2-3	.667	1-1	1.000	2-3	.667	0-1-1	1	2	1	0	1	7
^2/16/08	24	2-3	.667	0-1	.000	0-0	.000	0-1-1	0	0	4	0	2	4
^1/17/09	34	2-6	.333	0-0	.000	1-4	.250	5-2-7	1	2	3	0	0	5
^2/14/09	36	4-6	.667	0-1	.000	0-0	.000	2-10-12	3	6	2	2	2	8
<b>Totals</b>	<b>117</b>	<b>10-18</b>	<b>.556</b>	<b>1-3</b>	<b>.333</b>	<b>3-7</b>	<b>.429</b>	<b>7-14-21 (4.2)</b>	<b>5</b>	<b>10</b>	<b>10</b>	<b>2</b>	<b>5</b>	<b>24 (4.8)</b>

^ - indicates starter

### Sandidge's Career Game-by-Game (vs. North Carolina A&T)

Date	MP	FG-A	PCT	3PT-A	PCT	FT-A	PCT	O-D-T	PF	A	TO	BS	ST	TP
^1/21/08	18	1-2	.500	0-1	.000	0-0	.000	1-2-3	3	0	3	0	0	2
^2/18/09	14	1-2	.500	1-1	1.000	0-0	.000	1-1-2	4	0	1	0	0	3
^3/13/08	30	2-4	.500	0-1	.000	0-0	.000	2-2-4	2	1	2	0	0	4
^1/19/09	35	10-14	.714	0-1	.000	1-1	1.000	4-4-8	3	3	2	5	3	21
^2/16/09	35	4-10	.400	0-0	.000	0-0	.000	3-2-5	2	0	4	0	2	8
<b>Totals</b>	<b>132</b>	<b>18-32</b>	<b>.562</b>	<b>1-4</b>	<b>.250</b>	<b>1-1</b>	<b>1.000</b>	<b>11-11-22 (4.4)</b>	<b>14</b>	<b>4</b>	<b>12</b>	<b>5</b>	<b>5</b>	<b>38 (7.6)</b>

^ - indicates starter

### Sandidge's Career Game-by-Game (vs. South Carolina State)

Date	MP	FG-A	PCT	3PT-A	PCT	FT-A	PCT	O-D-T	PF	A	TO	BS	ST	TP
1/3/07	5	0-1	.000	0-0	.000	0-0	.000	0-0-0	0	0	0	0	0	0
^1/12/08	17	3-8	.375	1-3	.333	1-7	.143	2-2-4	0	0	1	0	2	8
^1/10/09	34	4-12	.333	0-1	.000	2-2	1.000	2-2-4	0	2	1	1	0	10
<b>Totals</b>	<b>56</b>	<b>7-21</b>	<b>.333</b>	<b>1-4</b>	<b>.250</b>	<b>3-9</b>	<b>.333</b>	<b>4-4-8 (2.7)</b>	<b>9</b>	<b>2</b>	<b>2</b>	<b>1</b>	<b>2</b>	<b>18 (6.0)</b>

^ - indicates starter

# 2008-09 Statistics

## All Games

RECORD:	OVERALL	HOME	AWAY	NEUTRAL
ALL GAMES	8-24	5-6	3-14	0-4
CONFERENCE	6-10	3-5	3-5	0-0
NON-CONFERENCE	2-14	2-1	0-9	0-4

##	Player	GP	GS	Min	Avg	TOTAL			3-PTS			REBOUNDS				PF	FO	A	TO	Blk	Stl	Pts	Avg			
						FG	FGA	Pct	3FG	FGA	Pct	FT	FTA	Pct	Off									Def	Tot	Avg
32	JOHNSON,Donald	27	18	835	30.9	115	283	.406	67	167	.401	35	40	.875	19	52	71	2.6	41	0	16	29	5	24	332	12.3
55	SANDIDGE,Frisco	32	32	1013	31.7	125	254	.492	5	33	.152	79	116	.681	75	138	213	6.7	75	3	57	78	40	32	334	10.4
21	DUBOIS,Arturo	26	20	655	25.2	101	213	.474	0	0	.000	33	58	.569	60	105	165	6.3	92	6	35	70	45	7	235	9.0
30	NEAL,Marcus	30	30	915	30.5	90	226	.398	41	115	.357	32	40	.800	41	57	98	3.3	62	0	55	78	2	15	253	8.4
11	BOUIE,Fred	31	14	716	23.1	72	201	.358	38	115	.330	24	43	.558	17	32	49	1.6	45	1	39	39	3	19	206	6.6
02	WELCHER,Trevor	32	26	965	30.2	59	145	.407	16	62	.258	38	50	.760	20	57	77	2.4	52	0	71	51	6	40	172	5.4
34	DOUSE,Kris	32	6	444	13.9	47	112	.420	7	19	.368	19	46	.413	14	47	61	1.9	59	2	12	50	9	6	120	3.8
35	GRADY,Jared	18	3	242	13.4	22	55	.400	1	3	.333	5	15	.333	12	22	34	1.9	23	0	15	16	1	9	50	2.8
20	DAVID,Darrian	3	0	18	6.0	3	4	.750	0	1	.000	2	4	.500	1	2	3	1.0	0	0	0	3	0	1	8	2.7
44	PARKES,Terrence	29	6	256	8.8	23	55	.418	6	16	.375	11	19	.579	21	31	52	1.8	20	0	6	20	4	3	63	2.2
04	JOHNSON,Tramaine	21	0	145	6.9	14	32	.438	1	7	.143	11	13	.846	8	14	22	1.0	14	0	3	15	0	4	40	1.9
42	SMITH,Greg	20	2	132	6.6	11	25	.440	2	4	.500	5	8	.625	13	11	24	1.2	21	0	0	9	7	5	29	1.5
00	WILSON,Chad	12	2	63	5.3	1	8	.125	1	4	.250	0	0	.000	0	7	7	0.6	7	0	5	8	1	0	3	0.3
45	PRICE,Sheridan	9	1	32	3.6	0	2	.000	0	0	.000	2	2	1.000	0	2	2	0.2	2	0	0	0	0	0	2	0.2
23	JACKSON,Greg	1	0	2	2.0	0	0	.000	0	0	.000	0	0	.000	0	0	0	0.0	0	0	0	1	0	0	0	0.0
13	FOSTER,Mike	6	0	17	2.8	0	0	.000	0	0	.000	0	0	.000	1	1	2	0.3	3	0	0	2	0	0	0	0.0
TM	TEAM																	53	46	99	3.1	0		20		0
	<b>Total</b>	<b>32</b>				<b>683</b>	<b>1615</b>	<b>.423</b>	<b>185</b>	<b>546</b>	<b>.339</b>	<b>296</b>	<b>454</b>	<b>.652</b>	<b>355</b>	<b>624</b>	<b>979</b>	<b>30.6</b>	<b>516</b>	<b>12</b>	<b>314</b>	<b>489</b>	<b>123</b>	<b>165</b>	<b>1847</b>	<b>57.7</b>
	<b>Opponents</b>	<b>32</b>				<b>738</b>	<b>1656</b>	<b>.446</b>	<b>190</b>	<b>530</b>	<b>.358</b>	<b>432</b>	<b>624</b>	<b>.692</b>	<b>395</b>	<b>668</b>	<b>1063</b>	<b>33.2</b>	<b>499</b>	<b>-</b>	<b>408</b>	<b>395</b>	<b>85</b>	<b>206</b>	<b>2098</b>	<b>65.6</b>

SCORE BY PERIODS:	1st	2nd	OT	Total	DEADBALL REBOUNDS:	OFF	DEF	TOTAL
Delaware State	812	1021	14	1847	Delaware State	74	1	75
Opponents	982	1099	17	2098	Opponents	87	2	89

## Mid-Eastern Athletics Conference Games Only

RECORD:	OVERALL	HOME	AWAY	NEUTRAL
ALL GAMES	6-10	3-5	3-5	0-0
CONFERENCE	6-10	3-5	3-5	0-0
NON-CONFERENCE	0-0	0-0	0-0	0-0

##	Player	GP	GS	Min	Avg	TOTAL			3-PTS			REBOUNDS				PF	FO	A	TO	Blk	Stl	Pts	Avg			
						FG	FGA	Pct	3FG	FGA	Pct	FT	FTA	Pct	Off									Def	Tot	Avg
32	JOHNSON,Donald	11	6	342	31.1	51	119	.429	31	71	.437	17	19	.895	4	20	24	2.2	19	0	5	9	1	15	150	13.6
55	SANDIDGE,Frisco	16	16	506	31.6	66	121	.545	1	8	.125	36	50	.720	36	65	101	6.3	35	1	31	32	21	19	169	10.6
30	NEAL,Marcus	15	15	450	30.0	53	121	.438	27	66	.409	20	25	.800	17	24	41	2.7	29	0	28	33	1	3	153	10.2
21	DUBOIS,Arturo	14	9	307	21.9	48	89	.539	0	0	.000	18	33	.545	20	44	64	4.6	44	3	16	33	22	1	114	8.1
11	BOUIE,Fred	16	10	378	23.6	43	112	.384	21	59	.356	7	19	.368	12	14	26	1.6	25	0	16	21	2	11	114	7.1
02	WELCHER,Trevor	16	12	506	31.6	35	81	.432	13	41	.317	17	22	.773	8	29	37	2.3	31	0	32	20	5	22	100	6.3
35	GRADY,Jared	14	3	205	14.6	20	46	.435	1	2	.500	5	15	.333	9	20	29	2.1	22	0	14	15	1	9	46	3.3
44	PARKES,Terrence	15	2	150	10.0	13	33	.394	4	12	.333	9	17	.529	12	18	30	2.0	12	0	2	9	3	3	39	2.6
34	DOUSE,Kris	16	2	177	11.1	16	41	.390	0	7	.000	8	20	.400	7	18	25	1.6	18	0	4	21	3	3	40	2.5
04	JOHNSON,Tramaine	11	0	71	6.5	9	17	.529	0	3	.000	9	10	.900	4	8	12	1.1	5	0	1	10	0	2	27	2.5
42	SMITH,Greg	12	2	74	6.2	5	12	.417	2	3	.667	1	2	.500	7	7	14	1.2	12	0	0	4	5	4	13	1.1
00	WILSON,Chad	8	2	52	6.5	1	7	.143	1	4	.250	0	0	.000	0	5	5	0.6	6	0	4	5	0	0	3	0.4
13	FOSTER,Mike	6	0	17	2.8	0	0	.000	0	0	.000	0	0	.000	1	1	2	0.3	3	0	0	2	0	0	0	0.0
45	PRICE,Sheridan	3	1	15	5.0	0	0	.000	0	0	.000	0	0	.000	0	1	1	0.3	2	0	0	0	0	0	0	0.0
TM	TEAM																	35	30	65	4.1	0		9		
	<b>Total</b>	<b>16</b>				<b>360</b>	<b>799</b>	<b>.451</b>	<b>101</b>	<b>276</b>	<b>.366</b>	<b>147</b>	<b>232</b>	<b>.634</b>	<b>172</b>	<b>304</b>	<b>476</b>	<b>29.8</b>	<b>263</b>	<b>4</b>	<b>153</b>	<b>223</b>	<b>64</b>	<b>92</b>	<b>968</b>	<b>60.5</b>
	<b>Opponents</b>	<b>16</b>				<b>347</b>	<b>795</b>	<b>.436</b>	<b>88</b>	<b>255</b>	<b>.345</b>	<b>201</b>	<b>304</b>	<b>.661</b>	<b>197</b>	<b>319</b>	<b>516</b>	<b>32.2</b>	<b>253</b>	<b>-</b>	<b>173</b>	<b>212</b>	<b>40</b>	<b>95</b>	<b>983</b>	<b>61.4</b>

SCORE BY PERIODS:	1st	2nd	OT	Total	DEADBALL REBOUNDS:	OFF	DEF	TOTAL
Delaware State	417	537	14	968	Delaware State	39	0	39
Opponents	448	518	17	983	Opponents	48	1	49

# 2008-09 Statistics

## All Home Games

<b>RECORD:</b>	<b>OVERALL</b>	<b>HOME</b>	<b>AWAY</b>	<b>NEUTRAL</b>
ALL GAMES	5-6	5-6	0-0	0-0
CONFERENCE	3-5	3-5	0-0	0-0
NON-CONFERENCE	2-1	2-1	0-0	0-0

##	Player	GP	GS	Min	Avg	TOTAL			3-PTS			REBOUNDS			PF	FO	A	TO	Blk	Stl	Pts	Avg				
						FG	FGA	Pct	3FG	FGA	Pct	FT	FTA	Pct									Off	Def	Tot	
32	JOHNSON,Donald	8	2	217	27.1	38	82	.463	23	52	.442	19	22	.864	6	14	20	2.5	14	0	3	6	1	6	118	14.8
55	SANDIDGE,Frisco	11	11	360	32.7	49	84	.583	0	5	.000	34	48	.708	29	52	81	7.4	31	1	25	31	16	12	132	12.0
30	NEAL,Marcus	11	11	371	33.7	41	101	.406	21	57	.368	19	25	.760	16	27	43	3.9	24	0	24	18	0	8	122	11.1
21	DUBOIS,Arturo	10	7	242	24.2	46	84	.548	0	0	.000	14	23	.609	18	41	59	5.9	34	2	17	22	22	0	106	10.6
20	DAVID,Darrian	1	0	9	9.0	3	3	1.000	0	0	.000	2	3	.667	1	1	2	2.0	0	0	0	2	0	1	8	8.0
02	WELCHER,Trevor	11	8	324	29.5	21	45	.467	7	21	.333	17	22	.773	5	11	16	1.5	17	0	16	18	1	14	66	6.0
11	BOUIE,Fred	11	4	247	22.5	23	71	.324	10	43	.233	9	15	.600	3	7	10	0.9	20	0	13	16	2	5	65	5.9
35	GRADY,Jared	7	3	98	14.0	10	22	.455	1	2	.500	1	4	.250	4	12	16	2.3	7	0	8	4	0	5	22	3.1
34	DOUSE,Kris	11	5	137	12.5	14	28	.500	2	6	.333	4	14	.286	2	11	13	1.2	15	1	4	19	2	1	34	3.1
44	PARKES,Terrence	10	1	84	8.4	11	18	.611	1	2	.500	5	6	.833	12	16	28	2.8	10	0	2	10	2	2	28	2.8
42	SMITH,Greg	7	0	31	4.4	2	4	.500	0	0	.000	2	4	.500	5	2	7	1.0	4	0	0	1	3	1	6	0.9
04	JOHNSON,Tramaine	9	0	45	5.0	2	7	.286	0	2	.000	3	4	.750	4	6	10	1.1	1	0	1	2	0	0	7	0.8
00	WILSON,Chad	6	2	41	6.8	1	7	.143	1	4	.250	0	0	.000	0	4	4	0.7	4	0	3	5	0	0	3	0.5
45	PRICE,Sheridan	3	1	11	3.7	0	0	.000	0	0	.000	0	0	.000	0	0	0	0.0	2	0	0	0	0	0	0	0.0
13	FOSTER,Mike	3	0	8	2.7	0	0	.000	0	0	.000	0	0	.000	0	0	0	0.0	2	0	0	1	0	0	0	0.0
TM	TEAM														17	17	34	3.1	0			4				
	<b>Total</b>	<b>11</b>				<b>261</b>	<b>556</b>	<b>.469</b>	<b>66</b>	<b>194</b>	<b>.340</b>	<b>129</b>	<b>190</b>	<b>.679</b>	<b>122</b>	<b>221</b>	<b>343</b>	<b>31.2</b>	<b>185</b>	<b>4</b>	<b>116</b>	<b>159</b>	<b>49</b>	<b>55</b>	<b>717</b>	<b>65.2</b>
	<b>Opponents</b>	<b>11</b>				<b>243</b>	<b>566</b>	<b>.429</b>	<b>61</b>	<b>160</b>	<b>.381</b>	<b>141</b>	<b>210</b>	<b>.671</b>	<b>138</b>	<b>208</b>	<b>346</b>	<b>31.5</b>	<b>186</b>	<b>-</b>	<b>108</b>	<b>146</b>	<b>20</b>	<b>47</b>	<b>688</b>	<b>62.5</b>

<b>SCORE BY PERIODS:</b>	<b>1st</b>	<b>2nd</b>	<b>OT</b>	<b>Total</b>	<b>DEADBALL REBOUNDS:</b>	<b>OFF</b>	<b>DEF</b>	<b>TOTAL</b>
Delaware State	298	410	9	717	Delaware State	29	0	29
Opponents	286	392	10	688	Opponents	31	0	31

## All Away Games

<b>RECORD:</b>	<b>OVERALL</b>	<b>HOME</b>	<b>AWAY</b>	<b>NEUTRAL</b>
ALL GAMES	3-14	0-0	3-14	0-0
CONFERENCE	3-5	0-0	3-5	0-0
NON-CONFERENCE	0-9	0-0	0-9	0-0

##	Player	GP	GS	Min	Avg	TOTAL			3-PTS			REBOUNDS			PF	FO	A	TO	Blk	Stl	Pts	Avg				
						FG	FGA	Pct	3FG	FGA	Pct	FT	FTA	Pct									Off	Def	Tot	
32	JOHNSON,Donald	15	12	491	32.7	63	161	.391	36	92	.391	16	18	.889	9	33	42	2.8	20	0	8	20	2	15	178	11.9
55	SANDIDGE,Frisco	17	17	517	30.4	55	133	.414	3	18	.167	31	50	.620	38	72	110	6.5	38	2	27	37	18	16	144	8.5
21	DUBOIS,Arturo	13	10	321	24.7	40	99	.404	0	0	.000	13	26	.500	27	46	73	5.6	44	2	14	35	17	6	93	7.2
30	NEAL,Marcus	16	16	450	28.1	41	103	.398	15	48	.313	12	13	.923	20	23	43	2.7	29	0	27	49	2	7	109	6.8
11	BOUIE,Fred	17	9	376	22.1	40	104	.385	22	54	.407	11	24	.458	12	20	32	1.9	18	0	16	21	1	13	113	6.6
02	WELCHER,Trevor	17	14	517	30.4	30	73	.411	9	31	.290	18	22	.818	10	38	48	2.8	30	0	48	24	4	21	87	5.1
34	DOUSE,Kris	17	1	264	15.5	31	78	.397	5	13	.385	15	32	.469	12	32	44	2.6	37	1	7	23	7	5	82	4.8
04	JOHNSON,Tramaine	9	0	84	9.3	12	23	.522	1	5	.200	8	9	.889	3	6	9	1.0	10	0	0	10	0	4	33	3.7
35	GRADY,Jared	10	0	125	12.5	11	27	.407	0	0	.000	4	11	.364	6	10	16	1.6	16	0	7	11	1	4	26	2.6
44	PARKES,Terrence	16	4	143	8.9	11	33	.333	5	13	.385	6	13	.462	9	15	24	1.5	9	0	3	8	2	1	33	2.1
42	SMITH,Greg	12	2	89	7.4	8	19	.421	2	4	.500	3	4	.750	8	8	16	1.3	16	0	0	8	4	4	21	1.8
45	PRICE,Sheridan	4	0	15	3.8	0	2	.000	0	0	.000	2	2	1.000	0	2	2	0.5	0	0	0	0	0	0	2	0.5
23	JACKSON,Greg	1	0	2	2.0	0	0	.000	0	0	.000	0	0	.000	0	0	0	0.0	0	0	0	1	0	0	0	0.0
00	WILSON,Chad	4	0	13	3.3	0	0	.000	0	0	.000	0	0	.000	0	1	1	0.3	3	0	1	2	0	0	0	0.0
13	FOSTER,Mike	3	0	9	3.0	0	0	.000	0	0	.000	0	0	.000	1	1	2	0.7	1	0	0	1	0	0	0	0.0
20	DAVID,Darrian	2	0	9	4.5	0	1	.000	0	1	.000	0	1	.000	0	1	1	0.5	0	0	0	1	0	0	0	0.0
TM	TEAM														32	27	59	3.5	0			15				
	<b>Total</b>	<b>17</b>				<b>342</b>	<b>856</b>	<b>.400</b>	<b>98</b>	<b>279</b>	<b>.351</b>	<b>139</b>	<b>225</b>	<b>.618</b>	<b>187</b>	<b>335</b>	<b>522</b>	<b>30.7</b>	<b>271</b>	<b>5</b>	<b>158</b>	<b>266</b>	<b>58</b>	<b>96</b>	<b>921</b>	<b>54.2</b>
	<b>Opponents</b>	<b>17</b>				<b>398</b>	<b>884</b>	<b>.450</b>	<b>105</b>	<b>298</b>	<b>.352</b>	<b>238</b>	<b>342</b>	<b>.696</b>	<b>206</b>	<b>380</b>	<b>586</b>	<b>34.5</b>	<b>257</b>	<b>-</b>	<b>245</b>	<b>199</b>	<b>58</b>	<b>136</b>	<b>1139</b>	<b>67.0</b>

<b>SCORE BY PERIODS:</b>	<b>1st</b>	<b>2nd</b>	<b>OT</b>	<b>Total</b>	<b>DEADBALL REBOUNDS:</b>	<b>OFF</b>	<b>DEF</b>	<b>TOTAL</b>
Delaware State	411	505	5	921	Delaware State	37	1	38
Opponents	555	577	7	1139	Opponents	47	1	48

# 2008-09 Statistics

## All Neutral Games

<b>RECORD:</b>	<b>OVERALL</b>	<b>HOME</b>	<b>AWAY</b>	<b>NEUTRAL</b>
ALL GAMES	0-4	0-0	0-0	0-4
CONFERENCE	0-0	0-0	0-0	0-0
NON-CONFERENCE	0-4	0-0	0-0	0-4

##	Player	GP	GS	Min	Avg	TOTAL			3-PTS			FT	FTA	Pct	REBOUNDS			PF	FO	A	TO	Blk	Stl	Pts	Avg	
						FG	FGA	Pct	3FG	FGA	Pct				Off	Def	Tot									Avg
55	SANDIDGE,Frisco	4	4	136	34.0	21	37	.568	2	10	.200	14	18	.778	8	14	22	5.5	6	0	5	10	6	4	58	14.5
21	DUBOIS,Arturo	3	3	92	30.7	15	30	.500	0	0	.000	6	9	.667	15	18	33	11.0	14	2	4	13	6	1	36	12.0
11	BOUIE,Fred	3	1	93	31.0	9	26	.346	6	18	.333	4	4	1.000	2	5	7	2.3	7	1	10	2	0	1	28	9.3
32	JOHNSON,Donald	4	4	127	31.8	14	40	.350	8	23	.348	0	0	.000	4	5	9	2.3	7	0	5	3	2	3	36	9.0
30	NEAL,Marcus	3	3	94	31.3	8	22	.364	5	10	.500	1	2	.500	5	7	12	4.0	9	0	4	11	0	0	22	7.3
02	WELCHER,Trevor	4	4	124	31.0	8	27	.296	0	10	.000	3	6	.500	5	8	13	3.3	5	0	7	9	1	5	19	4.8
35	GRADY,Jared	1	0	19	19.0	1	6	.167	0	1	.000	0	0	.000	2	0	2	2.0	0	0	0	1	0	0	2	2.0
42	SMITH,Greg	1	0	12	12.0	1	2	.500	0	0	.000	0	0	.000	0	1	1	1.0	1	0	0	0	0	0	2	2.0
34	DOUSE,Kris	4	0	43	10.8	2	6	.333	0	0	.000	0	0	.000	0	4	4	1.0	7	0	1	8	0	0	4	1.0
44	PARKES,Terrence	3	1	29	9.7	1	4	.250	0	1	.000	0	0	.000	0	0	0	0.0	1	0	1	2	0	0	2	0.7
04	JOHNSON,Tramaine	3	0	16	5.3	0	2	.000	0	0	.000	0	0	.000	1	2	3	1.0	3	0	2	3	0	0	0	0.0
00	WILSON,Chad	2	0	9	4.5	0	1	.000	0	0	.000	0	0	.000	0	2	2	1.0	0	0	1	1	1	0	0	0.0
45	PRICE,Sheridan	2	0	6	3.0	0	0	.000	0	0	.000	0	0	.000	0	0	0	0.0	0	0	0	0	0	0	0	0.0
TM	TEAM														4	2	6	1.5	0			1				0
	<b>Total</b>	<b>4</b>				<b>80</b>	<b>203</b>	<b>.394</b>	<b>21</b>	<b>73</b>	<b>.288</b>	<b>28</b>	<b>39</b>	<b>.718</b>	<b>46</b>	<b>68</b>	<b>114</b>	<b>28.5</b>	<b>60</b>	<b>3</b>	<b>40</b>	<b>64</b>	<b>16</b>	<b>14</b>	<b>209</b>	<b>52.2</b>
	<b>Opponents</b>	<b>4</b>				<b>97</b>	<b>206</b>	<b>.471</b>	<b>24</b>	<b>72</b>	<b>.333</b>	<b>53</b>	<b>72</b>	<b>.736</b>	<b>51</b>	<b>80</b>	<b>131</b>	<b>32.8</b>	<b>56</b>	<b>-</b>	<b>55</b>	<b>50</b>	<b>7</b>	<b>23</b>	<b>271</b>	<b>67.8</b>

<b>SCORE BY PERIODS:</b>	<b>1st</b>	<b>2nd</b>	<b>Total</b>	<b>DEADBALL REBOUNDS:</b>	<b>OFF</b>	<b>DEF</b>	<b>TOTAL</b>
Delaware State	103	106	209	Delaware State	8	0	8
Opponents	141	130	271	Opponents	9	1	10

# 2008-09 Schedule and Results

**Overall: 8-24 ♦ Home: 5-6 ♦ Away: 3-14 ♦ Neutral: 0-4**

Date	Rank	OPP Rank	Opponent	W/L	Score	Record	DSU High Scorer	OPP High Scorer	High Rebounder	High Assists	Attend.
N14	--	--	WILMINGTON	W	71-59	1-0	Marcus Neal 12	Antonio Sherrrod 18	Frisco Sandidge 11 Terrence Parkes 11	Frisco Sandidge 4	1,167
N15	--	--	CHEYNEY	L	64-67	1-1	Donald Johnson 26	Tyrone Smith 28	Arturo Dubois 7 Frisco Sandidge 7	Arturo Dubois 5	1,132
N17	--	--	at Lehigh	L	58-76	1-2	Donald Johnson 16	Marquis Hall 16	Frisco Sandidge 7	Trevor Welcher 6	930
N19	--	--	at Dayton	L	42-62	1-3	Donald Johnson 11	Chris Wright 18	Arturo Dubois 8	Marcus Neal 4	11,906
N20	--	rv/rv	at Ohio State	L	42-70	1-4	Marcus Neal 14	David Lighty 14 William Buford 14	Marcus Neal 8	Trevor Welcher 3 Marcus Neal 3	6,338
N22	--	rv/rv	# at Kentucky	L	42-71	1-5	Arturo Dubois 10 Trevor Welcher 10	Jodie Meeks 22	Frisco Sandidge 8	Trevor Welcher 3	21,594
N25	--	rv/rv	! vs. West Virginia	L	42-76	1-6	Frisco Sandidge 14	Alex Ruoff 25	Arturo Dubois 6	Donald Johnson 3	10,434
N28	--	--	^ vs. Oakland	L	70-75	1-7	Fred Bouie 14 Donald Johnson 14	Drew Maynard 21	Frisco Sandidge 8	Fred Bouie 5	2,067
N29	--	--	^ vs. Longwood	L	65-69	1-8	Frisco Sandidge 21	Dana Smith 18	Arturo Dubois 21	Fred Bouie 3	300
D1	--	2/2	at Connecticut	L	49-79	1-9	Donald Johnson 25	Gavin Edwards 17	Frisco Sandidge 9	Trevor Welcher 4	9,734
D4	--	--	*UMES	W	59-48	2-9, 1-0	Frisco Sandidge 20	Marc Davis 15	Frisco Sandidge 8 Arturo Dubois 8	Arturo Dubois 2	1,353
D6	--	--	at Richmond	L	66-76	2-10	Frisco Sandidge 20	David Gonzalez 20	Frisco Sandidge 12	Arturo Dubois 3 Marcus Neal 3 Kris Douse 3	3,138
D12	--	rv/rv	at Maryland	L	58-86	2-11	Kris Douse 14	Landon Milbourne 23	Arturo Dubois 8 Frisco Sandidge 8	Trevor Welcher 4	17,014
D14	--	--	at Rutgers	L	55-60	2-12	Arturo Dubois 15	Anthony Farmer 17	Arturo Dubois 14	Arturo Dubois 2 Trevor Welcher 2 Marcus Neal 2	2,967
D20	--	12/14	at Notre Dame	L	50-88	2-13	Kris Douse 11 Marcus Neal 11	Luke Harangody 20	Kris Douse 5	Trevor Welcher 5	8,350
J10	--	--	*S.C. STATE	L	52-69	2-14, 1-1	Donald Johnson 11	Jimmy Williams 15	Kris Douse 4 Frisco Sandidge 4	Kris Douse 2 Frisco Sandidge 2 Marcus Neal 2	442
J12	--	--	WSSU	W	73-50	3-14	Donald Johnson 22	Jamal Durham 13	Frisco Sandidge 9	Fred Bouie 3 Marcus Neal 3	706
J17	--	--	*at Norfolk State	L	61-72	3-15, 1-2	Marcus Neal 18	Michael Deloach 29	Frisco Sandidge 7	Trevor Welcher 2 Arturo Dubois 2 Tramaine Johnson 2	2,254
J19	--	--	*at N.C. A&T	W	78-64	4-15, 2-2	Frisco Sandidge 21	Ed Jones 17	Frisco Sandidge 8	Trevor Welcher 5	1,978
J24	--	--	*B-CU	L	56-60	4-16, 2-3	Arturo Dubois 18 Marcus Neal 18	C.J. Reed 16	Frisco Sandidge 6	Frisco Sandidge 3 Arturo Dubois 3	1,113
J26	--	--	*FLORIDA A&M	W	64-58	5-16, 3-3	Jared Grady 14	Dale Hughes 12	Arturo Dubois 5	Marcus Neal 2 Jared Grady 2 Trevor Welcher 2 Arturo Dubois 2	870
J31	--	--	*COPPIN STATE	L	65-72	5-17, 3-4	Frisco Sandidge 16	Michael Harper 21	Frisco Sandidge 7	Jared Grady 4	1,363
F2	--	--	*MORGAN STATE	L	54-57	5-18; 3-5	Donald Johnson 15	Reggie Holmes 15	Frisco Sandidge 9	Frisco Sandidge 3 Marcus Neal 3	1,231
F7	--	--	*at Hampton	W	49-39	6-18; 4-5	Donald Johnson 16	Donte Harrison 12	Frisco Sandidge 7 Arturo Dubois 7	Donald Johnson 3	1,245
F9	--	--	*at Howard	L	43-59	6-19; 4-6	Frisco Sandidge 17	Eugene Myatt 18	Frisco Sandidge 8	Jared Grady 2	517
F14	--	--	*NORFOLK ST.	W	86-74	7-19; 5-6	Donald Johnson 24	Aleek Pauline 20 Michael Deloach 20	Frisco Sandidge 12	Frisco Sandidge 6	1,253
F16	--	--	*N.C. A&T	L (OT)	73-74	7-20; 5-7	Arturo Dubois 22	Robert Johnson 13	Arturo Dubois 10	Marcus Neal 4	1,293
F21	--	--	*at B-CU	L	43-50	7-21; 5-8	Marcus Neal 13	C.J. Reed 21	Trevor Welcher 4 Jared Grady 4	Marcus Neal 3	2,339
F23	--	--	*at FAMU	L (OT)	61-63	7-22; 5-9	Fred Bouie 12	Lamar Twitty 17	Frisco Sandidge 7	Frisco Sandidge 4	3,350
F28	--	--	*at Morgan State	L	50-64	7-23; 5-10	Fred Bouie 16	Reggie Holmes 15	Frisco Sandidge 5 Trevor Welcher 5	Trevor Welcher 6	1,692
M5	--	--	*at UMES	W	74-60	8-23; 6-10	Donald Johnson 31	Neal Pitt 22	Trevor Welcher 7	Marcus Neal 2 Fred Bouie 2	1,642
M10	--	--	+vs. Hampton	L	32-51	8-24; 6-10	Frisco Sandidge 11	Darrion Pellum 12	Trevor Welcher 5	Trevor Welcher 3	2,513

CAPS home games

\* - MEAC games

# - Findlay Toyota Las Vegas Invitational (Campus Site - Rupp Arena, Lexington, Ky.)

! - Findlay Toyota Las Vegas Invitational (Campus Site - Charleson Civic Center, Charleston, W. Va.)

^ - Findlay Toyota Las Vegas Invitational (Orleans Arena, Las Vegas, Nev.)

+ - MEAC Tournament (Lawrence Joel Veterans Memorial Coliseum, Winston-Salem, N.C.)

Rank = AP/Coaches

# 2008-09 Game-by-Game

Opponent	Result	Score	By Half	FG-FGA	PCT	3PT-3PA	PCT	FT-FTA	PCT	O	D	REB	PF-Dq	A	TO	BS	ST	Bench
Delaware State	✓	71	33-38	27-60	.450	1-9	.111	16-26	.615	21	34	55	17-0	7	20	6	5	27
Wilmington		59	21-38	20-64	.313	4-14	.286	15-24	.625	17	18	35	23-0	8	13	2	5	8
Delaware State	✗	64	26-38	21-50	.420	7-21	.333	15-24	.625	13	21	34	17-0	11	14	2	4	35
Cheyney		67	32-35	23-49	.469	8-18	.444	13-21	.619	9	22	31	22-1	8	12	1	4	16
Delaware State	✗	58	32-26	19-44	.432	8-18	.444	12-24	.500	5	18	23	10-0	16	8	4	6	21
Lehigh		76	38-38	29-56	.518	10-20	.500	8-11	.727	11	26	37	20-0	21	9	1	4	18
Delaware State	✗	42	21-21	15-41	.366	5-13	.385	7-9	.778	8	20	28	9-0	8	25	7	4	5
Dayton		62	28-34	23-63	.365	7-19	.368	9-12	.750	22	19	41	13-0	14	14	1	15	29
Delaware State	✗	42	22-20	16-43	.372	7-18	.389	3-3	1.000	8	18	26	17-0	9	20	0	2	16
Ohio State		70	35-35	22-42	.524	8-19	.421	18-24	.750	6	19	25	11-0	14	7	10	6	23
Delaware State	✗	42	23-19	13-42	.310	1-9	.111	15-18	.833	8	23	31	15-0	5	22	3	5	12
Kentucky		71	37-34	25-55	.455	9-17	.529	12-14	.857	8	22	30	20-0	17	12	5	9	24
Delaware State	✗	42	16-26	17-43	.395	2-10	.200	6-7	.857	10	17	27	18-1	8	23	2	4	0
West Virginia		76	50-26	24-51	.471	10-26	.385	18-23	.783	12	16	28	14-0	20	8	3	10	27
Delaware State	✗	70	42-28	26-53	.491	11-22	.500	7-10	.700	10	13	23	15-0	15	14	2	4	18
Oakland		75	33-42	27-47	.574	7-15	.467	14-19	.737	10	20	30	13-0	10	18	0	4	21
Delaware State	✗	65	29-36	24-57	.421	4-17	.235	13-19	.684	16	25	41	19-1	7	17	9	3	7
Longwood		69	37-32	27-64	.422	4-20	.200	11-19	.579	17	19	36	19-1	13	11	0	5	18
Delaware State	✗	49	18-31	20-64	.313	7-29	.241	2-4	.400	15	19	34	19-1	9	14	3	6	12
Connecticut		79	44-35	26-53	.491	6-14	.429	21-25	.840	10	30	40	9-0	21	10	6	7	32
Delaware State	✓	59	25-34	21-44	.477	5-20	.250	12-22	.545	17	21	38	18-0	6	14	6	5	8
UMES		48	19-29	16-50	.320	4-15	.267	12-19	.632	17	13	30	22-1	8	9	1	3	2
Delaware State	✗	66	22-44	27-56	.482	3-8	.375	9-17	.529	18	20	38	15-0	13	21	3	8	8
Richmond		76	35-41	29-58	.500	7-20	.350	11-16	.688	11	16	27	19-0	15	12	3	12	17
Delaware State	✗	58	21-37	21-59	.356	4-16	.250	12-14	.857	13	17	30	16-0	11	16	4	7	24
Maryland		86	40-46	31-60	.517	6-20	.300	18-23	.783	14	27	41	15-0	23	11	4	9	21
Delaware State	✗	55	27-28	21-55	.382	3-10	.300	10-17	.588	12	22	34	23-1	7	13	4	6	13
Rutgers		60	27-33	15-42	.357	2-11	.182	28-35	.800	8	27	35	16-0	8	13	5	6	34
Delaware State	✗	50	21-29	19-51	.373	10-25	.400	2-2	1.000	6	18	24	14-2	13	15	1	3	18
Notre Dame		88	39-49	33-64	.516	9-22	.409	13-18	.722	15	26	41	6-0	25	4	0	8	24
Delaware State	✗	52	19-33	21-59	.356	6-19	.316	4-5	.800	10	13	23	11-0	8	12	2	4	12
South Carolina State		69	33-36	27-46	.587	7-8	.875	8-11	.727	9	28	37	9-0	16	20	2	5	11
Delaware State	✓	73	26-47	24-48	.500	7-21	.333	18-24	.750	10	22	32	21-1	12	14	6	3	25
Winston-Salem State		50	17-33	18-49	.367	2-9	.222	12-25	.480	16	17	33	16-0	6	16	0	1	24
Delaware State	✗	61	24-37	22-25	.400	3-11	.273	14-25	.560	22	14	36	10-0	9	19	2	6	29
Norfolk State		72	33-39	27-48	.563	9-15	.600	9-14	.643	9	15	24	19-0	19	16	5	15	9
Delaware State	✓	78	35-43	31-55	.564	5-13	.385	11-16	.688	14	23	37	19-1	10	18	10	8	20
North Carolina A&T		64	31-33	23-63	.365	5-19	.263	13-21	.619	21	12	33	13-1	5	14	6	7	15
Delaware State	✗	56	25-31	19-37	.514	4-16	.250	14-21	.667	7	15	22	18-2	10	13	4	2	25
Bethune-Cookman		60	20-40	20-46	.435	2-14	.143	18-26	.692	15	13	28	19-1	6	8	1	2	26
Delaware State	✓	64	33-31	22-42	.524	5-14	.357	15-24	.625	6	19	25	20-1	9	16	4	8	29
Florida A&M		58	25-33	20-51	.392	7-20	.350	11-17	.647	13	20	33	22-0	11	18	1	2	34
Delaware State	✗	65	23-42	26-54	.481	8-21	.381	5-6	.833	9	16	25	15-0	15	15	7	8	24
Coppin State		72	31-41	26-47	.553	9-16	.563	11-15	.733	8	20	28	12-0	13	16	3	3	27
Delaware State	✗	54	20-34	20-54	.370	5-13	.385	9-11	.818	10	18	28	18-0	10	12	4	4	26
Morgan State		57	21-36	18-43	.419	3-8	.375	18-23	.783	8	24	32	13-0	6	11	5	5	8
Delaware State	✓	49	15-34	18-46	.391	7-17	.412	6-8	.750	6	28	34	16-0	7	19	4	4	19
Hampton		39	18-21	13-52	.250	3-26	.115	10-16	.625	16	23	39	15-0	7	20	2	10	8
Delaware State	✗	43	20-23	16-56	.286	4-18	.222	7-17	.412	17	18	35	18-0	7	4	0	3	4
Howard		59	39-20	20-44	.455	3-14	.214	16-22	.727	9	30	39	19-0	7	10	1	1	8
Delaware State	✓	86	37-49	32-53	.604	9-17	.529	13-16	.813	9	23	32	17-0	18	15	4	5	44
Norfolk State		74	29-45	26-61	.426	5-16	.313	17-21	.810	15	15	30	17-0	8	11	3	10	15
Delaware State	✗	73	31-33-9	28-55	.509	9-23	.391	8-11	.727	10	19	29	13-0	10	14	4	7	21
North Carolina A&T		74	38-26-10	29-60	.483	10-22	.455	6-8	.750	11	18	29	11-0	18	12	1	7	26
Delaware State	✗	43	18-25	16-43	.372	6-16	.375	5-8	.625	6	21	27	19-0	6	17	5	7	21
Bethune-Cookman		50	22-28	15-42	.357	5-14	.357	15-26	.577	12	22	34	13-0	8	13	1	7	13
Delaware State	✗	61	27-29-5	23-45	.511	7-18	.389	8-12	.667	7	23	30	17-0	10	16	2	6	20
Florida A&M		63	26-30-7	24-48	.500	5-15	.333	10-19	.526	8	18	26	16-0	12	12	0	8	11
Delaware State	✗	50	28-22	20-52	.385	7-20	.350	3-11	.273	11	18	29	13-0	10	11	4	5	15
Morgan State		64	36-28	25-48	.521	5-14	.357	9-20	.450	10	27	37	13-0	14	9	6	7	16
Delaware State	✓	74	37-37	25-49	.510	11-20	.550	13-19	.684	11	15	26	21-0	8	8	2	10	19
UMES		60	27-33	18-46	.391	6-19	.316	18-26	.692	16	21	37	20-1	15	13	2	3	20
Delaware State	✗	32	16-16	13-50	.260	4-24	.167	2-3	.667	10	13	23	8-0	10	10	3	3	4
Hampton		51	21-30	19-44	.432	3-11	.273	10-11	.909	12	25	37	10-0	12	13	4	4	13

# Points-Rebounds-Assists

Opponent	Date	Score	WL	00	02	04	11	13	20	21	23	30
				WILSON,CH	WELCHER,T	JOHNSON,T	BOUIE,FRE	FOSTER,MI	DAVID,DAR	DUBOIS,AR	JACKSON J	NEAL,MARC
WILMINGTON	11/14/08	71-59	W	DNP	9-3-1	0-1-0	9-2-0	DNP	8-2-0	8-10-0	DNP	12-8-1
CHEYNEY	11/15/08	64-67	L	DNP	2-2-0	0-0-0	7-2-2	DNP	DNP	10-7-5	DNP	2-3-1
at Lehigh	11/17/08	58-76	L	DNP	4-2-6	DNP	15-0-2	DNP	0-1-0	DNP	DNP	1-2-1
at Dayton	11/19/08	42-62	L	0-0-0	5-1-2	DNP	7-4-0	DNP	0-0-0	9-8-1	DNP	4-3-4
at Ohio State	11/20/08	42-70	L	DNP	3-5-3	2-0-0	3-0-0	DNP	DNP	0-4-0	DNP	14-8-3
at Kentucky	11/22/08	42-71	L	DNP	10-3-3	0-2-0	0-1-0	DNP	DNP	10-5-2	DNP	6-1-0
vs West Virginia	11/25/08	42-76	L	DNP	6-3-1	0-2-0	DNP	DNP	DNP	13-6-2	DNP	4-4-1
vs Oakland	11/28/08	70-75	L	DNP	4-2-1	0-1-2	14-3-5	DNP	DNP	10-6-0	DNP	12-3-3
vs Longwood	11/29/08	65-69	L	0-0-0	3-3-2	0-0-0	5-0-3	DNP	DNP	13-21-2	DNP	6-5-0
at CONNECTICUT	12/01/08	49-79	L	DNP	2-1-4	5-2-0	3-2-3	DNP	DNP	DNP	DNP	4-3-0
UMES	12/04/08	59-48	W	0-0-0	6-2-1	0-2-0	2-0-0	DNP	DNP	11-8-2	DNP	18-8-1
at RICHMOND	12/06/08	66-76	L	DNP	2-0-0	DNP	0-0-1	DNP	DNP	15-10-3	DNP	4-3-3
at Maryland	12/12/08	58-86	L	DNP	3-3-4	DNP	3-1-2	DNP	DNP	12-8-1	DNP	6-1-3
at Rutgers	12/14/08	55-60	L	DNP	5-0-2	5-0-0	4-1-0	DNP	DNP	15-14-2	DNP	6-4-2
at Notre Dame	12/20/08	50-88	L	DNP	2-4-5	DNP	3-2-0	DNP	DNP	6-2-1	0-0-0	11-1-2
SOUTH CAROLINA ST.	01/10/09	52-69	L	DNP	8-1-1	2-2-0	2-1-2	DNP	DNP	6-2-0	DNP	10-3-1
WINSTON-SALEM STATE	01/12/09	73-50	W	0-0-0	6-3-2	1-2-0	10-1-3	DNP	DNP	DNP	DNP	8-8-3
at Norfolk State	01/17/09	61-72	L	DNP	2-3-2	11-2-0	4-1-1	0-0-0	DNP	3-4-2	DNP	18-5-1
at North Carolina A&T	01/19/09	78-64	W	DNP	11-2-5	6-3-0	22-4-0	DNP	DNP	8-3-0	DNP	4-4-2
BETHUNE-COOKMAN	01/24/09	56-60	L	DNP	0-0-2	0-2-0	2-3-1	0-0-0	DNP	18-2-3	DNP	18-0-1
FLORIDA A&M	01/26/09	64-58	W	0-2-1	5-2-2	DNP	5-1-0	0-0-0	DNP	6-5-2	DNP	8-4-2
COPPIN STATE	01/31/09	65-72	L	3-1-2	15-0-2	DNP	4-0-1	DNP	DNP	8-5-1	DNP	12-3-2
MORGAN STATE	02/02/09	54-57	L	0-1-0	2-1-0	0-0-0	6-0-2	0-0-0	DNP	0-4-1	DNP	13-2-3
at Hampton	02/07/09	49-39	W	DNP	5-5-1	0-0-0	6-1-2	DNP	DNP	3-7-1	DNP	0-0-0
at Howard	02/09/09	43-59	L	0-0-0	11-2-1	DNP	4-4-1	0-2-0	DNP	2-0-1	DNP	DNP
NORFOLK STATE	02/14/09	86-74	W	0-0-0	7-1-3	2-0-0	13-0-1	DNP	DNP	17-6-2	DNP	10-2-5
NORTH CAROLINA A&T	02/16/09	73-74	LOT	DNP	6-1-2	2-1-1	5-0-1	DNP	DNP	22-10-1	DNP	11-2-4
at Bethune-Cookman	02/21/09	43-50	L	DNP	7-4-1	2-0-0	0-3-0	DNP	DNP	2-2-0	DNP	13-3-3
at Florida A&M	02/23/09	61-63	LOT	0-1-1	4-1-2	DNP	12-3-1	DNP	DNP	8-6-0	DNP	8-1-1
at Morgan State	02/28/09	50-64	L	DNP	4-5-6	2-0-0	16-3-1	0-0-0	DNP	DNP	DNP	0-0-0
at UMES	03/05/09	74-60	W	0-0-0	7-7-1	DNP	11-2-2	DNP	DNP	DNP	DNP	10-4-2
vs Hampton	03/10/09	32-51	L	0-2-1	6-5-3	DNP	9-4-2	DNP	DNP	DNP	DNP	DNP

Opponent	Date	Score	WL	32	34	35	42	44	45	55
				JOHNSON,D	DOUSE,KRI	GRADY,JAR	SMITH,GRE	PARKES,TE	PRICE,SHE	SANDIDGE,
WILMINGTON	11/14/08	71-59	W	1-4-0	9-0-0	DNP	3-2-0	6-11-1	DNP	6-11-4
CHEYNEY	11/15/08	64-67	L	26-4-1	5-3-0	DNP	0-0-0	2-2-0	DNP	10-7-2
at Lehigh	11/17/08	58-76	L	16-4-0	6-4-1	0-0-0	DNP	2-2-1	DNP	14-7-5
at Dayton	11/19/08	42-62	L	11-4-0	0-1-0	DNP	DNP	0-0-0	DNP	6-7-1
at Ohio State	11/20/08	42-70	L	7-1-1	8-4-1	DNP	DNP	3-0-0	DNP	2-2-1
at Kentucky	11/22/08	42-71	L	0-0-0	6-3-0	DNP	DNP	4-4-0	2-0-0	4-8-0
vs West Virginia	11/25/08	42-76	L	5-3-3	0-2-0	DNP	DNP	DNP	0-0-0	14-4-1
vs Oakland	11/28/08	70-75	L	14-0-1	2-0-0	DNP	DNP	2-0-1	DNP	12-8-2
vs Longwood	11/29/08	65-69	L	15-3-0	2-2-0	DNP	DNP	0-0-0	0-0-0	21-7-0
at CONNECTICUT	12/01/08	49-79	L	25-5-0	4-2-0	0-1-0	0-4-0	0-1-1	0-0-0	6-9-1
UMES	12/04/08	59-48	W	2-2-1	0-2-0	DNP	0-0-0	0-1-0	DNP	20-8-1
at RICHMOND	12/06/08	66-76	L	17-1-2	6-6-3	DNP	DNP	2-0-0	DNP	20-12-1
at Maryland	12/12/08	58-86	L	10-3-0	14-2-1	DNP	7-1-0	0-0-0	0-1-0	3-8-0
at Rutgers	12/14/08	55-60	L	5-4-0	4-2-1	DNP	0-0-0	0-1-0	DNP	11-7-0
at Notre Dame	12/20/08	50-88	L	6-4-1	11-5-0	DNP	4-1-0	3-1-0	DNP	4-3-4
SOUTH CAROLINA ST.	01/10/09	52-69	L	11-1-0	3-4-2	DNP	0-0-0	0-0-0	0-0-0	10-4-2
WINSTON-SALEM STATE	01/12/09	73-50	W	22-4-1	3-0-0	2-2-1	0-1-0	DNP	0-0-0	21-9-2
at Norfolk State	01/17/09	61-72	L	DNP	7-2-0	9-3-1	0-5-0	2-1-0	DNP	5-7-2
at North Carolina A&T	01/19/09	78-64	W	DNP	6-6-0	0-0-0	0-1-0	DNP	DNP	21-8-3
BETHUNE-COOKMAN	01/24/09	56-60	L	DNP	7-2-0	0-1-0	DNP	4-2-0	DNP	7-6-3
FLORIDA A&M	01/26/09	64-58	W	DNP	4-0-0	14-4-2	DNP	9-3-0	0-0-0	13-3-0
COPPIN STATE	01/31/09	65-72	L	DNP	2-2-0	2-3-4	0-1-0	3-1-1	DNP	16-7-2
MORGAN STATE	02/02/09	54-57	L	15-1-0	0-0-0	0-3-1	3-3-0	2-2-0	DNP	13-9-3
at Hampton	02/07/09	49-39	W	16-6-3	2-0-0	3-1-0	0-0-0	6-0-0	DNP	8-7-0
at Howard	02/09/09	43-59	L	5-3-1	0-1-0	2-2-2	0-0-0	2-5-0	DNP	17-8-1
NORFOLK STATE	02/14/09	86-74	W	24-4-0	1-0-1	4-1-0	DNP	0-2-0	DNP	8-12-6
NORTH CAROLINA A&T	02/16/09	73-74	LOT	17-0-0	0-0-1	0-2-0	DNP	2-4-0	DNP	8-5-0
at Bethune-Cookman	02/21/09	43-50	L	11-2-0	2-2-0	4-4-1	2-0-0	0-0-0	0-1-0	0-3-1
at Florida A&M	02/23/09	61-63	LOT	10-2-0	2-0-0	0-0-1	0-0-0	8-6-0	DNP	9-7-4
at Morgan State	02/28/09	50-64	L	8-2-0	0-0-0	4-2-1	8-4-0	1-2-0	DNP	7-5-2
at UMES	03/05/09	74-60	W	31-1-0	4-4-0	4-3-1	0-0-0	0-1-1	DNP	7-2-1
vs Hampton	03/10/09	32-51	L	2-3-1	0-0-1	2-2-0	2-1-0	0-0-0	DNP	11-3-2

# 2008-09 Category Leaders

POINTS	G	Pts	Pts/G
SANDIDGE, Frisco	32	334	10.4
JOHNSON, Donald	27	332	12.3
NEAL, Marcus	30	253	8.4
DUBOIS, Arturo	26	235	9.0
BOUIE, Fred	31	206	6.6
WELCHER, Trevor	32	172	5.4
DOUSE, Kris	32	120	3.8
PARKES, Terrence	29	63	2.2
GRADY, Jared	18	50	2.8
JOHNSON, Tramaine	21	40	1.9
SMITH, Greg	20	29	1.5
DAVID, Darrian	3	8	2.7

SCORING AVERAGE	G	Pts	Avg/G
JOHNSON, Donald	27	332	12.3
SANDIDGE, Frisco	32	334	10.4
DUBOIS, Arturo	26	235	9.0
NEAL, Marcus	30	253	8.4
BOUIE, Fred	31	206	6.6
WELCHER, Trevor	32	172	5.4
DOUSE, Kris	32	120	3.8
GRADY, Jared	18	50	2.8
DAVID, Darrian	3	8	2.7
PARKES, Terrence	29	63	2.2
JOHNSON, Tramaine	21	40	1.9
SMITH, Greg	20	29	1.5

FG PERCENTAGE	FG	ATT	Pct
DAVID, Darrian	3	4	.750
SANDIDGE, Frisco	125	254	.492
DUBOIS, Arturo	101	213	.474
SMITH, Greg	11	25	.440
JOHNSON, Tramaine	14	32	.438
DOUSE, Kris	47	112	.420
PARKES, Terrence	23	55	.418
WELCHER, Trevor	59	145	.407
JOHNSON, Donald	115	283	.406
GRADY, Jared	22	55	.400
NEAL, Marcus	90	226	.398
BOUIE, Fred	72	201	.358

FIELD GOAL ATTEMPTS	G	Att	Att/G
JOHNSON, Donald	27	283	10.5
SANDIDGE, Frisco	32	254	7.9
NEAL, Marcus	30	226	7.5
DUBOIS, Arturo	26	213	8.2
BOUIE, Fred	31	201	6.5

FIELD GOALS MADE	G	Made	Made/G
SANDIDGE, Frisco	32	125	3.9
JOHNSON, Donald	27	115	4.3
DUBOIS, Arturo	26	101	3.9
NEAL, Marcus	30	90	3.0
BOUIE, Fred	31	72	2.3

3-POINT PERCENTAGE	3FG	ATT	Pct
SMITH, Greg	2	4	.500
JOHNSON, Donald	67	167	.401
PARKES, Terrence	6	16	.375
DOUSE, Kris	7	19	.368
NEAL, Marcus	41	115	.357
GRADY, Jared	1	3	.333
BOUIE, Fred	38	115	.330
WELCHER, Trevor	16	62	.258
WILSON, Chad	1	4	.250
SANDIDGE, Frisco	5	33	.152
JOHNSON, Tramaine	1	7	.143
DAVID, Darrian	0	1	.000

3-POINT FG ATTEMPTS	G	Att	Att/G
JOHNSON, Donald	27	167	6.2
NEAL, Marcus	30	115	3.8
BOUIE, Fred	31	115	3.7
WELCHER, Trevor	32	62	1.9
SANDIDGE, Frisco	32	33	1.0

3-POINT FGS MADE	G	Made	Made/G
JOHNSON, Donald	27	67	2.5
NEAL, Marcus	30	41	1.4
BOUIE, Fred	31	38	1.2
WELCHER, Trevor	32	16	0.5
DOUSE, Kris	32	7	0.2

FT PERCENTAGE	FT	ATT	Pct
PRICE, Sheridan	2	2	1.000
JOHNSON, Donald	35	40	.875
JOHNSON, Tramaine	11	13	.846
NEAL, Marcus	32	40	.800
WELCHER, Trevor	38	50	.760
SANDIDGE, Frisco	79	116	.681
SMITH, Greg	5	8	.625
PARKES, Terrence	11	19	.579
DUBOIS, Arturo	33	58	.569
BOUIE, Fred	24	43	.558
DAVID, Darrian	2	4	.500
DOUSE, Kris	19	46	.413

FREE THROW ATTEMPTS	G	Att	Att/G
SANDIDGE, Frisco	32	116	3.6
DUBOIS, Arturo	26	58	2.2
WELCHER, Trevor	32	50	1.6
DOUSE, Kris	32	46	1.4
BOUIE, Fred	31	43	1.4

FREE THROWS MADE	G	Made	Made/G
SANDIDGE, Frisco	32	79	2.5
WELCHER, Trevor	32	38	1.2
JOHNSON, Donald	27	35	1.3
DUBOIS, Arturo	26	33	1.3
NEAL, Marcus	30	32	1.1

REBOUNDS	G	Reb	Reb/G
SANDIDGE, Frisco	32	213	6.7
DUBOIS, Arturo	26	165	6.3
NEAL, Marcus	30	98	3.3
WELCHER, Trevor	32	77	2.4
JOHNSON, Donald	27	71	2.6

REBOUND AVERAGE	G	Reb	Avg/G
SANDIDGE, Frisco	32	213	6.7
DUBOIS, Arturo	26	165	6.3
NEAL, Marcus	30	98	3.3
JOHNSON, Donald	27	71	2.6
WELCHER, Trevor	32	77	2.4

ASSISTS	G	No.	A/G
WELCHER, Trevor	32	71	2.2
SANDIDGE, Frisco	32	57	1.8
NEAL, Marcus	30	55	1.8
BOUIE, Fred	31	39	1.3
DUBOIS, Arturo	26	35	1.3

STEALS	G	No.	S/G
WELCHER, Trevor	32	40	1.3
SANDIDGE, Frisco	32	32	1.0
JOHNSON, Donald	27	24	0.9
BOUIE, Fred	31	19	0.6
NEAL, Marcus	30	15	0.5

OFFENSIVE REBOUNDS	G	No.	Avg/G
SANDIDGE, Frisco	32	75	2.3
DUBOIS, Arturo	26	60	2.3
NEAL, Marcus	30	41	1.4
PARKES, Terrence	29	21	0.7
WELCHER, Trevor	32	20	0.6

DEFENSIVE REBOUNDS	G	No.	Avg/G
SANDIDGE, Frisco	32	138	4.3
DUBOIS, Arturo	26	105	4.0
NEAL, Marcus	30	57	1.9
WELCHER, Trevor	32	57	1.8
JOHNSON, Donald	27	52	1.9

BLOCKED SHOTS	G	No.	Blk/G
DUBOIS, Arturo	26	45	1.7
SANDIDGE, Frisco	32	40	1.3
DOUSE, Kris	32	9	0.3
SMITH, Greg	20	7	0.4
WELCHER, Trevor	32	6	0.2

MINUTES	G	No.	Min/G
SANDIDGE, Frisco	32	1013	31.7
WELCHER, Trevor	32	965	30.2
NEAL, Marcus	30	915	30.5
JOHNSON, Donald	27	835	30.9
BOUIE, Fred	31	716	23.1

FOULS	G	No.	Per/G
DUBOIS, Arturo	26	92	3.5
SANDIDGE, Frisco	32	75	2.3
NEAL, Marcus	30	62	2.1
DOUSE, Kris	32	59	1.8
WELCHER, Trevor	32	52	1.6

FOULOUTS	G	No.	
DUBOIS, Arturo	26	6	
SANDIDGE, Frisco	32	3	
DOUSE, Kris	32	2	
BOUIE, Fred	31	1	

TURNOVERS	G	No.	TO/G
NEAL, Marcus	30	78	2.6
SANDIDGE, Frisco	32	78	2.4
DUBOIS, Arturo	26	70	2.7
WELCHER, Trevor	32	51	1.6
DOUSE, Kris	32	50	1.6

# 2008-09 Game Highs / Lows

## Delaware State - TEAM GAME HIGHS

POINTS	86	NORFOLK STATE (02/14/09)
	78	at North Carolina A&T (1/19/09)
	74	at UMES (03/05/09)
	73	NORTH CAROLINA A&T (02/16/09)
	73	WINSTON-SALEM STATE (01/12/09)
FIELD GOALS MADE	32	NORFOLK STATE (02/14/09)
	31	at North Carolina A&T (1/19/09)
FIELD GOAL ATTEMPTS	64	at CONNECTICUT (12/01/08)
	60	WILMINGTON UNIVERSITY (11/14/08)
FIELD GOAL PERCENTAGE	604 (32-53)	NORFOLK STATE (02/14/09)
	564 (31-55)	at North Carolina A&T (1/19/09)
3 PT FIELD GOALS MADE	11	at UMES (03/05/09)
	11	vs Oakland (11/28/08)
3 PT FG ATTEMPTS	29	at CONNECTICUT (12/01/08)
	25	at Notre Dame (12/20/08)
3 PT FG PERCENTAGE	550 (11-20)	at UMES (03/05/09)
	529 (9-17)	NORFOLK STATE (02/14/09)
FREE THROWS MADE	18	WINSTON-SALEM STATE (01/12/09)
	16	WILMINGTON UNIVERSITY (11/14/08)
FREE THROW ATTEMPTS	26	WILMINGTON UNIVERSITY (11/14/08)
	25	at Norfolk State (01/17/09)
FREE THROW PERCENTAGE	1,000 (3-3)	at Ohio State (11/20/08)
	1,000 (2-2)	at Notre Dame (12/20/08)
REBOUNDS	55	WILMINGTON UNIVERSITY (11/14/08)
	41	vs Longwood (11/29/08)
ASSISTS	18	NORFOLK STATE (02/14/09)
	16	at Lehigh (11/17/08)
STEALS	10	at UMES (03/05/09)
	8	COPPIN STATE (01/31/09)
	8	FLORIDA A&M (01/26/09)
	8	at North Carolina A&T (1/19/09)
	8	at RICHMOND (12/06/08)
BLOCKED SHOTS	10	at North Carolina A&T (1/19/09)
	9	vs Longwood (11/29/08)
TURNOVERS	25	at Dayton (11/19/08)
	23	vs West Virginia (11/25/08)
FOULS	23	at Rutgers (12/14/08)
	21	at UMES (03/05/09)
	21	WINSTON-SALEM STATE (01/12/09)

## Opponent - GAME HIGHS

POINTS	88	at Notre Dame (12/20/08)
	86	at Maryland (12/12/08)
	79	at CONNECTICUT (12/01/08)
	76	at RICHMOND (12/06/08)
	76	vs West Virginia (11/25/08)
	76	at Lehigh (11/17/08)
FIELD GOALS MADE	33	at Notre Dame (12/20/08)
	31	at Maryland (12/12/08)
FIELD GOAL ATTEMPTS	64	at Notre Dame (12/20/08)
	64	vs Longwood (11/29/08)
	64	WILMINGTON UNIVERSITY (11/14/08)
FIELD GOAL PERCENTAGE	587 (27-46)	SOUTH CAROLINA ST. (01/10/09)
	574 (27-47)	vs Oakland (11/28/08)
3 PT FIELD GOALS MADE	10	NORTH CAROLINA A&T (02/16/09)
	10	vs West Virginia (11/25/08)
	10	at Lehigh (11/17/08)
3 PT FG ATTEMPTS	26	at Hampton (2/7/09)
	26	vs West Virginia (11/25/08)
3 PT FG PERCENTAGE	875 (7-8)	SOUTH CAROLINA ST. (01/10/09)
	600 (9-15)	at Norfolk State (01/17/09)
FREE THROWS MADE	28	at Rutgers (12/14/08)
	21	at CONNECTICUT (12/01/08)
FREE THROW ATTEMPTS	35	at Rutgers (12/14/08)
	26	at UMES (03/05/09)
	26	at Bethune-Cookman (2/21/09)
	26	BETHUNE-COOKMAN (01/24/09)
FREE THROW PERCENTAGE	909 (10-11)	vs Hampton (3/10/09)
	857 (12-14)	at Kentucky (11/22/08)
REBOUNDS	41	at Notre Dame (12/20/08)
	41	at Maryland (12/12/08)
	41	at Dayton (11/19/08)
ASSISTS	25	at Notre Dame (12/20/08)
	23	at Maryland (12/12/08)
STEALS	15	at Norfolk State (01/17/09)
	15	at Dayton (11/19/08)
BLOCKED SHOTS	10	at Ohio State (11/20/08)
	6	at Morgan State (2/28/09)
	6	at North Carolina A&T (1/19/09)
	6	at CONNECTICUT (12/01/08)
TURNOVERS	20	at Hampton (2/7/09)
	20	SOUTH CAROLINA ST. (01/10/09)
FOULS	23	WILMINGTON UNIVERSITY (11/14/08)
	22	FLORIDA A&M (01/26/09)
	22	UMES (12/04/08)
	22	CHEYNEY (11/15/08)

## Delaware State - GAME LOWS

POINTS	32	vs Hampton (3/10/09)
	42	at Dayton (11/19/08)
	42	at Ohio State (11/20/08)
	42	at Kentucky (11/22/08)
	42	vs West Virginia (11/25/08)
FIELD GOALS MADE	13	at Kentucky (11/22/08)
	13	vs Hampton (3/10/09)
FIELD GOAL ATTEMPTS	37	BETHUNE-COOKMAN (01/24/09)
	41	at Dayton (11/19/08)
FIELD GOAL PERCENTAGE	260 (13-50)	vs Hampton (3/10/09)
	286 (16-56)	at Howard (2/9/09)
3 PT FIELD GOALS MADE	1	WILMINGTON UNIVERSITY (11/14/08)
	1	at Kentucky (11/22/08)
3 PT FG ATTEMPTS	8	at RICHMOND (12/06/08)
	9	WILMINGTON UNIVERSITY (11/14/08)
	9	at Kentucky (11/22/08)
3 PT FG PERCENTAGE	111 (1-9)	WILMINGTON UNIVERSITY (11/14/08)
	111 (1-9)	at Kentucky (11/22/08)
FREE THROWS MADE	2	at CONNECTICUT (12/01/08)
	2	at Notre Dame (12/20/08)
	2	vs Hampton (3/10/09)
FREE THROW ATTEMPTS	2	at Notre Dame (12/20/08)
	3	at Ohio State (11/20/08)
	3	vs Hampton (3/10/09)
FREE THROW PERCENTAGE	273 (3-11)	at Morgan State (2/28/09)
	400 (2-5)	at CONNECTICUT (12/01/08)
REBOUNDS	22	BETHUNE-COOKMAN (01/24/09)
	23	at Lehigh (11/17/08)
	23	vs Oakland (11/28/08)
	23	SOUTH CAROLINA ST. (01/10/09)
	23	vs Hampton (3/10/09)
ASSISTS	5	at Kentucky (11/22/08)
	6	UMES (12/04/08)
	6	at Bethune-Cookman (2/21/09)
STEALS	2	at Ohio State (11/20/08)
	2	BETHUNE-COOKMAN (01/24/09)
BLOCKED SHOTS	0	at Ohio State (11/20/08)
	0	at Howard (2/9/09)
TURNOVERS	4	at Howard (2/9/09)
	8	at Lehigh (11/17/08)
	8	at UMES (03/05/09)
FOULS	8	vs Hampton (3/10/09)
	9	at Dayton (11/19/08)

## Opponent - GAME LOWS

POINTS	39	at Hampton (2/7/09)
	48	UMES (12/04/08)
	50	WINSTON-SALEM STATE (01/12/09)
	50	at Bethune-Cookman (2/21/09)
	51	vs Hampton (3/10/09)
FIELD GOALS MADE	13	at Hampton (2/7/09)
	15	at Rutgers (12/14/08)
	15	at Bethune-Cookman (2/21/09)
FIELD GOAL ATTEMPTS	42	at Ohio State (11/20/08)
	42	at Rutgers (12/14/08)
	42	at Bethune-Cookman (2/21/09)
FIELD GOAL PERCENTAGE	250 (13-52)	at Hampton (2/7/09)
	313 (20-64)	WILMINGTON UNIVERSITY (11/14/08)
3 PT FIELD GOALS MADE	2	at Rutgers (12/14/08)
	2	WINSTON-SALEM STATE (01/12/09)
3 PT FG ATTEMPTS	8	BETHUNE-COOKMAN (01/24/09)
	8	SOUTH CAROLINA ST. (01/10/09)
3 PT FG PERCENTAGE	115 (3-26)	MORGAN STATE (02/02/09)
	143 (2-14)	at Hampton (2/7/09)
FREE THROWS MADE	6	BETHUNE-COOKMAN (01/24/09)
	6	NORTH CAROLINA A&T (02/16/09)
	8	at Lehigh (11/17/08)
FREE THROW ATTEMPTS	8	SOUTH CAROLINA ST. (01/10/09)
	8	NORTH CAROLINA A&T (02/16/09)
	11	at Lehigh (11/17/08)
	11	SOUTH CAROLINA ST. (01/10/09)
FREE THROW PERCENTAGE	450 (9-20)	at Morgan State (2/28/09)
	480 (12-25)	WINSTON-SALEM STATE (01/12/09)
REBOUNDS	24	at Norfolk State (01/17/09)
	25	at Ohio State (11/20/08)
ASSISTS	5	at North Carolina A&T (1/19/09)
	6	WINSTON-SALEM STATE (01/12/09)
	6	BETHUNE-COOKMAN (01/24/09)
	6	MORGAN STATE (02/02/09)
STEALS	1	WINSTON-SALEM STATE (01/12/09)
	1	at Howard (2/9/09)
BLOCKED SHOTS	0	vs Oakland (11/28/08)
	0	vs Longwood (11/29/08)
	0	at Notre Dame (12/20/08)
	0	WINSTON-SALEM STATE (01/12/09)
	0	at Florida A&M (2/23/09)
TURNOVERS	4	at Notre Dame (12/20/08)
	7	at Ohio State (11/20/08)
FOULS	6	at Notre Dame (12/20/08)
	9	at CONNECTICUT (12/01/08)
	9	SOUTH CAROLINA ST. (01/10/09)

# 2008-09 Team-by-Team Statistics

## vs. Bethune-Cookman

<b>RECORD:</b>	<b>OVERALL</b>	<b>HOME</b>	<b>AWAY</b>	<b>NEUTRAL</b>
ALL GAMES	0-2	0-1	0-1	0-0
CONFERENCE	0-2	0-1	0-1	0-0
NON-CONFERENCE	0-0	0-0	0-0	0-0

##	Player	GP	GS	Min	Avg	TOTAL			3-PTS			REBOUNDS			PF	FO	A	TO	Blk	Stl	Pts	Avg				
						FG	FGA	Pct	3FG	FGA	Pct	FT	FTA	Pct									Off	Def	Tot	Avg
30	NEAL,Marcus	2	2	75	37.5	10	20	.500	6	13	.462	5	7	.714	1	2	3	1.5	3	0	4	1	0	0	31	15.5
32	JOHNSON,Donald	1	0	30	30.0	4	8	.500	3	5	.600	0	0	.000	0	2	2	2.0	1	0	0	0	0	3	11	11.0
21	DUBOIS,Arturo	2	1	44	22.0	7	11	.636	0	0	.000	6	9	.667	1	3	4	2.0	8	1	3	8	4	1	20	10.0
34	DOUSE,Kris	2	0	18	9.0	4	7	.571	0	1	.000	1	5	.200	1	3	4	2.0	4	0	0	4	0	0	9	4.5
02	WELCHER,Trevor	2	2	69	34.5	3	9	.333	1	6	.167	0	0	.000	0	4	4	2.0	1	0	3	1	0	2	7	3.5
55	SANDIDGE,Frisco	2	2	45	22.5	1	7	.143	0	0	.000	5	6	.833	3	6	9	4.5	7	1	4	6	3	1	7	3.5
44	PARKES,Terrence	2	1	12	6.0	2	3	.667	0	1	.000	0	0	.000	0	2	2	1.0	2	0	0	1	0	0	4	2.0
42	SMITH,Greg	1	0	7	7.0	1	2	.500	0	0	.000	0	0	.000	0	0	0	0.0	2	0	0	0	1	1	2	2.0
35	GRADY,Jared	2	0	16	8.0	2	4	.500	0	0	.000	0	0	.000	0	5	5	2.5	4	0	1	1	0	0	4	2.0
04	JOHNSON,Tramaine	2	0	16	8.0	0	0	.000	0	0	.000	2	2	1.000	0	2	2	1.0	1	0	0	2	0	1	2	1.0
11	BOUIE,Fred	2	2	59	29.5	1	9	.111	0	6	.000	0	0	.000	4	2	6	3.0	4	0	1	5	1	0	2	1.0
45	PRICE,Sheridan	1	0	6	6.0	0	0	.000	0	0	.000	0	0	.000	0	1	1	1.0	0	0	0	0	0	0	0	0.0
13	FOSTER,Mike	1	0	3	3.0	0	0	.000	0	0	.000	0	0	.000	0	0	0	0.0	0	0	0	0	0	0	0	0.0
TM	TEAM																		3	4	7	3.5	0		1	
	<b>Total</b>	<b>2</b>				<b>35</b>	<b>80</b>	<b>.438</b>	<b>10</b>	<b>32</b>	<b>.313</b>	<b>19</b>	<b>29</b>	<b>.655</b>	<b>13</b>	<b>36</b>	<b>49</b>	<b>24.5</b>	<b>37</b>	<b>2</b>	<b>16</b>	<b>30</b>	<b>9</b>	<b>9</b>	<b>99</b>	<b>49.5</b>
	<b>Opponents</b>	<b>2</b>				<b>35</b>	<b>88</b>	<b>.398</b>	<b>7</b>	<b>28</b>	<b>.250</b>	<b>33</b>	<b>52</b>	<b>.635</b>	<b>27</b>	<b>35</b>	<b>62</b>	<b>31.0</b>	<b>32</b>	<b>-</b>	<b>14</b>	<b>21</b>	<b>2</b>	<b>9</b>	<b>110</b>	<b>55.0</b>

<b>SCORE BY PERIODS:</b>	<b>1st</b>	<b>2nd</b>	<b>OT</b>	<b>Total</b>	<b>DEADBALL REBOUNDS:</b>	<b>OFF</b>	<b>DEF</b>	<b>TOTAL</b>
Delaware State	43	56	--	99	Delaware State	8	0	8
Opponents	42	68	--	110	Opponents	9	0	9



## 2008-09 Game Highs vs. Bethune-Cookman

### Delaware State - TEAM GAME HIGHS

POINTS	56	BETHUNE-COOKMAN (01/24/09)
FIELD GOALS MADE	19	BETHUNE-COOKMAN (01/24/09)
FIELD GOAL ATTEMPTS	43	at Bethune-Cookman (2/21/09)
FIELD GOAL PERCENTAGE	514 (19-37)	BETHUNE-COOKMAN (01/24/09)
3 PT FIELD GOALS MADE	6	at Bethune-Cookman (2/21/09)
3 PT FG ATTEMPTS	16	BETHUNE-COOKMAN (01/24/09)
3 PT FG PERCENTAGE	375 (6-16)	at Bethune-Cookman (2/21/09)
FREE THROWS MADE	14	BETHUNE-COOKMAN (01/24/09)
FREE THROW ATTEMPTS	21	at Bethune-Cookman (2/21/09)
FREE THROW PERCENTAGE	667 (14-21)	BETHUNE-COOKMAN (01/24/09)
REBOUNDS	27	at Bethune-Cookman (2/21/09)
ASSISTS	10	BETHUNE-COOKMAN (01/24/09)
STEALS	7	at Bethune-Cookman (2/21/09)
BLOCKED SHOTS	2	BETHUNE-COOKMAN (01/24/09)
TURNOVERS	17	at Bethune-Cookman (2/21/09)
FOULS	19	at Bethune-Cookman (2/21/09)
	18	BETHUNE-COOKMAN (01/24/09)

### Delaware State University - INDIVIDUAL GAME HIGHS

Points	18	DUBOIS,Arturo vs Bethune-Cookman (01/24/09)
Field Goals Made	13	NEAL,Marcus at Bethune-Cookman (2/21/09)
Field Goals Attempted	11	JOHNSON,Donald at Bethune-Cookman (2/21/09)
Field Goal Percentage	778 (7-9)	DUBOIS,Arturo vs Bethune-Cookman (01/24/09)
3-Point Field Goals Made	4	NEAL,Marcus vs Bethune-Cookman (01/24/09)
3-Point Field Goals Attempted	8	NEAL,Marcus vs Bethune-Cookman (01/24/09)
Free Throws Made	5	JOHNSON,Donald at Bethune-Cookman (2/21/09)
Free Throws Attempted	6	SANDIDGE,Frisco vs Bethune-Cookman (01/24/09)
Free Throw Percentage	833 (5-6)	SANDIDGE,Frisco vs Bethune-Cookman (01/24/09)
Rebounds	6	GRADY,Jared at Bethune-Cookman (2/21/09)
Assists	4	WELCHER,Trevor at Bethune-Cookman (2/21/09)
Steals	3	NEAL,Marcus at Bethune-Cookman (2/21/09)
Blocked Shots	3	DUBOIS,Arturo vs Bethune-Cookman (01/24/09)
Turnovers	6	DUBOIS,Arturo at Bethune-Cookman (2/21/09)
Fouls	5	SANDIDGE,Frisco vs Bethune-Cookman (01/24/09)
	5	DUBOIS,Arturo vs Bethune-Cookman (01/24/09)

# 2008-09 Team-by-Team Statistics

## vs. Coppin State

RECORD:	OVERALL	HOME	AWAY	NEUTRAL
ALL GAMES	0-1	0-1	0-0	0-0
CONFERENCE	0-1	0-1	0-0	0-0
NON-CONFERENCE	0-0	0-0	0-0	0-0

##	Player	GP	GS	Min	Avg	TOTAL			3-PTS			REBOUNDS			PF	FO	A	TO	Blk	Stl	Pts	Avg				
						FG	FGA	Pct	3FG	FGA	Pct	FT	FTA	Pct									Off	Def	Tot	
55	SANDIDGE, Frisco	1	1	35	35.0	7	9	.778	0	1	.000	2	2	1.000	1	6	7	7.0	2	0	2	2	4	3	16	16.0
02	WELCHER, Trevor	1	0	23	23.0	5	7	.714	4	6	.667	1	1	1.000	0	0	0	0.0	1	0	2	1	0	4	15	15.0
30	NEAL, Marcus	1	1	33	33.0	4	10	.400	2	6	.333	2	2	1.000	1	2	3	3.0	3	0	2	3	0	0	12	12.0
21	DUBOIS, Arturo	1	1	24	24.0	4	9	.444	0	0	.000	0	1	.000	3	2	5	5.0	3	0	1	3	2	0	8	8.0
11	BOUIE, Fred	1	0	25	25.0	2	7	.286	0	4	.000	0	0	.000	0	0	0	0.0	1	0	1	1	0	0	4	4.0
00	WILSON, Chad	1	1	12	12.0	1	3	.333	1	3	.333	0	0	.000	0	1	1	1.0	2	0	2	0	0	0	3	3.0
44	PARKES, Terrence	1	0	9	9.0	1	1	1.000	1	1	1.000	0	0	.000	0	1	1	1.0	0	0	1	1	1	0	3	3.0
35	GRADY, Jared	1	1	22	22.0	1	5	.200	0	0	.000	0	0	.000	2	1	3	3.0	1	0	4	1	0	1	2	2.0
34	DOUSE, Kris	1	0	14	14.0	1	3	.333	0	0	.000	0	0	.000	0	2	2	2.0	2	0	0	3	0	0	2	2.0
42	SMITH, Greg	1	0	3	3.0	0	0	.000	0	0	.000	0	0	.000	0	1	1	1.0	0	0	0	0	0	0	0	0.0
TM	TEAM														2	0	2	2.0	0			0				
	<b>Total</b>	<b>1</b>				<b>26</b>	<b>54</b>	<b>.481</b>	<b>8</b>	<b>21</b>	<b>.381</b>	<b>5</b>	<b>6</b>	<b>.833</b>	<b>9</b>	<b>16</b>	<b>25</b>	<b>25.0</b>	<b>15</b>	<b>0</b>	<b>15</b>	<b>15</b>	<b>7</b>	<b>8</b>	<b>65</b>	<b>65.0</b>
	<b>Opponents</b>	<b>1</b>				<b>26</b>	<b>47</b>	<b>.553</b>	<b>9</b>	<b>16</b>	<b>.563</b>	<b>11</b>	<b>15</b>	<b>.733</b>	<b>8</b>	<b>20</b>	<b>28</b>	<b>28.0</b>	<b>12</b>	<b>-</b>	<b>13</b>	<b>16</b>	<b>3</b>	<b>3</b>	<b>72</b>	<b>72.0</b>

SCORE BY PERIODS:	1st	2nd	OT	Total	DEADBALL REBOUNDS:	OFF	DEF	TOTAL
Delaware State	23	42	--	65	Delaware State	0	0	0
Opponents	31	41	--	72	Opponents	1	0	1



## 2008-09 Game Highs vs. Coppin State

### Delaware State - TEAM GAME HIGHS

POINTS	65	COPPIN STATE (01/31/09)
FIELD GOALS MADE	26	COPPIN STATE (01/31/09)
FIELD GOAL ATTEMPTS	54	COPPIN STATE (01/31/09)
FIELD GOAL PERCENTAGE	.481 (26-54)	COPPIN STATE (01/31/09)
3 PT FIELD GOALS MADE	8	COPPIN STATE (01/31/09)
3 PT FG ATTEMPTS	21	COPPIN STATE (01/31/09)
3 PT FG PERCENTAGE	.381 (8-21)	COPPIN STATE (01/31/09)
FREE THROWS MADE	5	COPPIN STATE (01/31/09)
FREE THROW ATTEMPTS	6	COPPIN STATE (01/31/09)
FREE THROW PERCENTAGE	.833 (5-6)	COPPIN STATE (01/31/09)
REBOUNDS	25	COPPIN STATE (01/31/09)
ASSISTS	15	COPPIN STATE (01/31/09)
STEALS	8	COPPIN STATE (01/31/09)
BLOCKED SHOTS	7	COPPIN STATE (01/31/09)
TURNOVERS	15	COPPIN STATE (01/31/09)
FOULS	15	COPPIN STATE (01/31/09)

### Delaware State University - INDIVIDUAL GAME HIGHS

Points	16	SANDIDGE, Frisco vs Coppin State (01/31/09)
Field Goals Made	15	WELCHER, Trevor vs Coppin State (01/31/09)
Field Goal Att	12	NEAL, Marcus vs Coppin State (01/31/09)
3-Point FG Made	8	DUBOIS, Arturo vs Coppin State (01/31/09)
3-Point FG Att	4	BOUIE, Fred vs Coppin State (01/31/09)
Field Goals Made	7	SANDIDGE, Frisco vs Coppin State (01/31/09)
Field Goal Att	5	WELCHER, Trevor vs Coppin State (01/31/09)
3-Pt FG Pct (min 2 made)	10	NEAL, Marcus vs Coppin State (01/31/09)
Free Throws Made	9	DUBOIS, Arturo vs Coppin State (01/31/09)
Free Throw Att	9	SANDIDGE, Frisco vs Coppin State (01/31/09)
FG Pct (min 5 made)	.778 (7-9)	SANDIDGE, Frisco vs Coppin State (01/31/09)
3-Point FG Made	4	WELCHER, Trevor vs Coppin State (01/31/09)
3-Point FG Att	2	WELCHER, Trevor vs Coppin State (01/31/09)
3-Pt FG Pct (min 2 made)	6	NEAL, Marcus vs Coppin State (01/31/09)
Free Throws Made	6	NEAL, Marcus vs Coppin State (01/31/09)
Free Throw Att	6	NEAL, Marcus vs Coppin State (01/31/09)
Rebounds	6	NEAL, Marcus vs Coppin State (01/31/09)
Assists	6	NEAL, Marcus vs Coppin State (01/31/09)
Steals	6	NEAL, Marcus vs Coppin State (01/31/09)
Blocked Shots	6	NEAL, Marcus vs Coppin State (01/31/09)
Turnovers	6	NEAL, Marcus vs Coppin State (01/31/09)
Fouls	6	NEAL, Marcus vs Coppin State (01/31/09)

# 2008-09 Team-by-Team Statistics

## vs. Florida A&M

RECORD:	OVERALL	HOME	AWAY	NEUTRAL
ALL GAMES	1-1	1-0	0-1	0-0
CONFERENCE	1-1	1-0	0-1	0-0
NON-CONFERENCE	0-0	0-0	0-0	0-0

##	Player	GP	GS	Min	Avg	TOTAL			3-PTS			REBOUNDS			PF	FO	A	TO	Blk	Stl	Pts	Avg				
						FG	FGA	Pct	3FG	FGA	Pct	FT	FTA	Pct									Off	Def	Tot	Avg
55	SANDIDGE, Frisco	2	2	63	31.5	7	13	.538	0	1	.000	8	10	.800	2	8	10	5.0	4	0	4	4	0	3	22	11.0
32	JOHNSON, Donald	1	0	30	30.0	4	8	.500	2	3	.667	0	0	.000	0	2	2	2.0	0	0	0	0	0	2	10	10.0
11	BOUIE, Fred	2	1	44	22.0	6	14	.429	3	7	.429	2	4	.500	0	4	4	2.0	3	0	1	4	0	2	17	8.5
44	PARKES, Terrence	2	0	32	16.0	5	8	.625	1	4	.250	6	10	.600	2	7	9	4.5	3	0	0	2	1	2	17	8.5
30	NEAL, Marcus	2	2	58	29.0	5	11	.455	4	9	.444	2	2	1.000	1	4	5	2.5	5	0	3	4	0	0	16	8.0
35	GRADY, Jared	2	1	50	25.0	6	9	.667	1	2	.500	1	4	.250	0	4	4	2.0	5	0	3	4	1	2	14	7.0
21	DUBOIS, Arturo	2	1	40	20.0	6	9	.667	0	0	.000	2	2	1.000	5	6	11	5.5	8	1	2	3	1	0	14	7.0
02	WELCHER, Trevor	2	1	61	30.5	3	9	.333	1	5	.200	2	3	.667	1	2	3	1.5	5	0	4	6	2	2	9	4.5
34	DOUSE, Kris	2	0	12	6.0	3	4	.750	0	0	.000	0	1	.000	0	0	0	0.0	1	0	0	0	1	1	6	3.0
42	SMITH, Greg	1	0	2	2.0	0	0	.000	0	0	.000	0	0	.000	0	0	0	0.0	1	0	0	0	0	0	0	0.0
45	PRICE, Sheridan	1	1	7	7.0	0	0	.000	0	0	.000	0	0	.000	0	0	0	0.0	1	0	0	0	0	0	0	0.0
13	FOSTER, Mike	1	0	4	4.0	0	0	.000	0	0	.000	0	0	.000	0	0	0	0.0	1	0	0	0	0	0	0	0.0
00	WILSON, Chad	2	1	22	11.0	0	2	.000	0	1	.000	0	0	.000	0	3	3	1.5	0	0	2	3	0	0	0	0.0
TM	TEAM																									
	<b>Total</b>	<b>2</b>				<b>45</b>	<b>87</b>	<b>.517</b>	<b>12</b>	<b>32</b>	<b>.375</b>	<b>23</b>	<b>36</b>	<b>.639</b>	<b>13</b>	<b>42</b>	<b>55</b>	<b>27.5</b>	<b>37</b>	<b>1</b>	<b>19</b>	<b>32</b>	<b>6</b>	<b>14</b>	<b>125</b>	<b>62.5</b>
	<b>Opponents</b>	<b>2</b>				<b>44</b>	<b>99</b>	<b>.444</b>	<b>12</b>	<b>35</b>	<b>.343</b>	<b>21</b>	<b>36</b>	<b>.583</b>	<b>21</b>	<b>38</b>	<b>59</b>	<b>29.5</b>	<b>38</b>	<b>-</b>	<b>23</b>	<b>30</b>	<b>1</b>	<b>10</b>	<b>121</b>	<b>60.5</b>

SCORE BY PERIODS:	1st	2nd	OT	Total	DEADBALL REBOUNDS:	OFF	DEF	TOTAL
Delaware State	60	60	5	125	Delaware State	4	0	4
Opponents	51	63	7	121	Opponents	7	0	7



## 2008-09 Game Highs vs. Florida A&M

### Delaware State - TEAM GAME HIGHS

POINTS	64	FLORIDA A&M (01/26/09)
FIELD GOALS MADE	23	at Florida A&M (2/23/09)
FIELD GOAL ATTEMPTS	45	at Florida A&M (2/23/09)
FIELD GOAL PERCENTAGE	524 (22-42)	FLORIDA A&M (01/26/09)
3 PT FIELD GOALS MADE	7	at Florida A&M (2/23/09)
3 PT FG ATTEMPTS	18	at Florida A&M (2/23/09)
3 PT FG PERCENTAGE	389 (7-18)	at Florida A&M (2/23/09)
FREE THROWS MADE	15	FLORIDA A&M (01/26/09)
FREE THROW ATTEMPTS	24	at Florida A&M (2/23/09)
FREE THROW PERCENTAGE	667 (8-12)	at Florida A&M (2/23/09)
REBOUNDS	30	FLORIDA A&M (01/26/09)
ASSISTS	10	at Florida A&M (2/23/09)
STEALS	9	FLORIDA A&M (01/26/09)
BLOCKED SHOTS	4	at Florida A&M (2/23/09)
TURNOVERS	16	at Florida A&M (2/23/09)
FOULS	20	FLORIDA A&M (01/26/09)
	17	at Florida A&M (2/23/09)

### Delaware State University - INDIVIDUAL GAME HIGHS

Points	14	GRADY, Jared vs Florida A&M (01/26/09)
Field Goals Made	6	SANDIDGE, Frisco vs Florida A&M (01/26/09)
Field Goal Att.	9	BOUIE, Fred at Florida A&M (2/23/09)
FG Pct (min 5 made)	.667 (6-9)	JOHNSON, Donald at Florida A&M (2/23/09)
3-Point FG Made	2	SANDIDGE, Frisco at Florida A&M (2/23/09)
3-Point FG Att.	4	GRADY, Jared vs Florida A&M (01/26/09)
3-Pt FG Pct (min 2 made)	.667 (2-3)	BOUIE, Fred at Florida A&M (2/23/09)
Free Throws Made	5	JOHNSON, Donald at Florida A&M (2/23/09)
Free Throw Att.	7	NEAL, Marcus vs Florida A&M (01/26/09)
FT Pct (min 3 made)	1.000 (3-3)	PARKES, Terrence vs Florida A&M (01/26/09)
Rebounds	7	SANDIDGE, Frisco at Florida A&M (2/23/09)
Assists	4	DUBOIS, Arturo at Florida A&M (2/23/09)
Steals	2	PARKES, Terrence at Florida A&M (2/23/09)
Blocked Shots	2	SANDIDGE, Frisco at Florida A&M (2/23/09)
Turnovers	5	GRADY, Jared vs Florida A&M (01/26/09)
Fouls	5	WELCHER, Trevor vs Florida A&M (01/26/09)

# 2008-09 Team-by-Team Statistics

## vs. Hampton

RECORD:	OVERALL	HOME	AWAY	NEUTRAL
ALL GAMES	1-1	0-0	1-0	0-1
CONFERENCE	1-0	0-0	1-0	0-0
NON-CONFERENCE	0-1	0-0	0-0	0-1

##	Player	GP	GS	Min	Avg	TOTAL			3-PTS			REBOUNDS			PF	FO	A	TO	Blk	Stl	Pts	Avg				
						FG	FGA	Pct	3FG	FGA	Pct	FT	FTA	Pct									Off	Def	Tot	Avg
55	SANDIDGE, Frisco	2	2	53	26.5	7	15	.467	1	4	.250	4	5	.800	3	7	10	5.0	3	0	2	4	4	2	19	9.5
32	JOHNSON, Donald	2	2	77	38.5	7	23	.304	2	13	.154	2	2	1.000	3	6	9	4.5	2	0	4	1	0	1	18	9.0
11	BOUIE, Fred	2	2	68	34.0	5	20	.250	5	13	.385	0	0	.000	0	5	5	2.5	2	0	4	4	0	0	15	7.5
02	WELCHER, Trevor	2	1	68	34.0	5	13	.385	1	6	.167	0	0	.000	2	8	10	5.0	5	0	4	5	0	3	11	5.5
21	DUBOIS, Arturo	1	0	19	19.0	1	3	.333	0	0	.000	1	2	.500	1	6	7	7.0	3	0	1	2	1	0	3	3.0
44	PARKES, Terrence	2	1	27	13.5	2	5	.400	2	2	1.000	0	0	.000	0	0	0	0.0	2	0	0	0	1	0	6	3.0
35	GRADY, Jared	2	0	30	15.0	2	8	.250	0	1	.000	1	2	.500	2	1	3	1.5	3	0	0	3	0	0	5	2.5
42	SMITH, Greg	2	1	24	12.0	1	2	.500	0	0	.000	0	0	.000	0	1	1	0.5	2	0	0	1	0	1	2	1.0
34	DOUSE, Kris	2	0	15	7.5	1	3	.333	0	0	.000	0	0	.000	0	0	0	0.0	2	0	1	2	0	0	2	1.0
30	NEAL, Marcus	1	1	10	10.0	0	2	.000	0	1	.000	0	0	.000	0	0	0	0.0	0	0	0	2	0	0	0	0.0
04	JOHNSON, Tramaine	1	0	3	3.0	0	1	.000	0	1	.000	0	0	.000	0	0	0	0.0	0	0	0	1	0	0	0	0.0
00	WILSON, Chad	1	0	6	6.0	0	1	.000	0	0	.000	0	0	.000	0	2	2	2.0	0	0	1	1	0	0	0	0.0
TM	TEAM														5	5	10	5.0	0			3				0
	<b>Total</b>	<b>2</b>				<b>31</b>	<b>96</b>	<b>.323</b>	<b>11</b>	<b>41</b>	<b>.268</b>	<b>8</b>	<b>11</b>	<b>.727</b>	<b>16</b>	<b>41</b>	<b>57</b>	<b>28.5</b>	<b>24</b>	<b>0</b>	<b>17</b>	<b>29</b>	<b>7</b>	<b>7</b>	<b>81</b>	<b>40.5</b>
	<b>Opponents</b>	<b>2</b>				<b>32</b>	<b>96</b>	<b>.333</b>	<b>6</b>	<b>37</b>	<b>.162</b>	<b>20</b>	<b>27</b>	<b>.741</b>	<b>28</b>	<b>48</b>	<b>76</b>	<b>38.0</b>	<b>25</b>	<b>-</b>	<b>19</b>	<b>33</b>	<b>6</b>	<b>14</b>	<b>90</b>	<b>45.0</b>

SCORE BY PERIODS:	1st	2nd	OT	Total	DEADBALL REBOUNDS:	OFF	DEF	TOTAL
Delaware State	31	50	--	81	Delaware State	3	0	3
Opponents	39	51	--	90	Opponents	2	1	3



## 2008-09 Game Highs vs. Hampton

### Delaware State - TEAM GAME HIGHS

POINTS	49	at Hampton (2/7/09)
FIELD GOALS MADE	18	at Hampton (2/7/09)
FIELD GOAL ATTEMPTS	50	vs Hampton (3/10/09)
FIELD GOAL PERCENTAGE	391 (18-46)	at Hampton (2/7/09)
3 PT FIELD GOALS MADE	7	at Hampton (2/7/09)
3 PT FG ATTEMPTS	24	vs Hampton (3/10/09)
3 PT FG PERCENTAGE	412 (7-17)	at Hampton (2/7/09)
FREE THROWS MADE	167 (4-24)	vs Hampton (3/10/09)
FREE THROW ATTEMPTS	2	vs Hampton (3/10/09)
FREE THROW PERCENTAGE	750 (6-8)	at Hampton (2/7/09)
REBOUNDS	667 (2-3)	vs Hampton (3/10/09)
ASSISTS	34	at Hampton (2/7/09)
STEALS	23	vs Hampton (3/10/09)
BLOCKED SHOTS	10	vs Hampton (3/10/09)
TURNOVERS	7	at Hampton (2/7/09)
FOULS	4	at Hampton (2/7/09)
	4	vs Hampton (3/10/09)
	3	at Hampton (2/7/09)
	3	vs Hampton (3/10/09)
	19	at Hampton (2/7/09)
	10	vs Hampton (3/10/09)
	16	at Hampton (2/7/09)
	8	vs Hampton (3/10/09)

### Delaware State University - INDIVIDUAL GAME HIGHS

POINTS	16	JOHNSON, Donald at Hampton (2/7/09)
FIELD GOALS MADE	11	SANDIDGE, Frisco vs Hampton (3/10/09)
FIELD GOAL ATTEMPTS	9	BOUIE, Fred vs Hampton (3/10/09)
FIELD GOAL PERCENTAGE	8	SANDIDGE, Frisco at Hampton (2/7/09)
3 PT FIELD GOALS MADE	6	WELCHER, Trevor vs Hampton (3/10/09)
3 PT FG ATTEMPTS	6	PARKES, Terrence at Hampton (2/7/09)
3 PT FG PERCENTAGE	6	BOUIE, Fred at Hampton (2/7/09)
FREE THROWS MADE	6	JOHNSON, Donald at Hampton (2/7/09)
FREE THROW ATTEMPTS	4	SANDIDGE, Frisco vs Hampton (3/10/09)
FREE THROW PERCENTAGE	13	JOHNSON, Donald at Hampton (2/7/09)
REBOUNDS	12	BOUIE, Fred vs Hampton (3/10/09)
ASSISTS	462 (6-13)	JOHNSON, Donald at Hampton (2/7/09)
STEALS	3	BOUIE, Fred vs Hampton (3/10/09)
BLOCKED SHOTS	2	BOUIE, Fred at Hampton (2/7/09)
TURNOVERS	2	JOHNSON, Donald at Hampton (2/7/09)
FOULS	2	PARKES, Terrence at Hampton (2/7/09)
	2	BOUIE, Fred vs Hampton (3/10/09)
	7	JOHNSON, Donald at Hampton (2/7/09)
	10	JOHNSON, Donald at Hampton (2/7/09)
	7	JOHNSON, Donald at Hampton (2/7/09)
	1,000 (2-2)	PARKES, Terrence at Hampton (2/7/09)
	667 (2-3)	BOUIE, Fred at Hampton (2/7/09)
	2	SANDIDGE, Frisco vs Hampton (3/10/09)
	2	SANDIDGE, Frisco at Hampton (2/7/09)
	2	JOHNSON, Donald at Hampton (2/7/09)
	3	SANDIDGE, Frisco vs Hampton (3/10/09)
	2	JOHNSON, Donald at Hampton (2/7/09)
	2	SANDIDGE, Frisco at Hampton (2/7/09)
	2	GRADY, Jared at Hampton (2/7/09)
	2	DUBOIS, Arturo at Hampton (2/7/09)
	7	SANDIDGE, Frisco at Hampton (2/7/09)
	7	DUBOIS, Arturo at Hampton (2/7/09)
	3	WELCHER, Trevor vs Hampton (3/10/09)
	3	JOHNSON, Donald at Hampton (2/7/09)
	2	WELCHER, Trevor vs Hampton (3/10/09)
	1	SANDIDGE, Frisco vs Hampton (3/10/09)
	1	SMITH, Greg at Hampton (2/7/09)
	1	WELCHER, Trevor at Hampton (2/7/09)
	1	JOHNSON, Donald at Hampton (2/7/09)
	1	SANDIDGE, Frisco at Hampton (2/7/09)
	2	SANDIDGE, Frisco vs Hampton (3/10/09)
	2	SANDIDGE, Frisco at Hampton (2/7/09)
	3	WELCHER, Trevor at Hampton (2/7/09)
	2	SANDIDGE, Frisco vs Hampton (3/10/09)
	2	BOUIE, Fred vs Hampton (3/10/09)
	2	WELCHER, Trevor vs Hampton (3/10/09)
	2	DUBOIS, Arturo at Hampton (2/7/09)
	2	GRADY, Jared at Hampton (2/7/09)
	2	BOUIE, Fred at Hampton (2/7/09)
	2	NEAL, Marcus at Hampton (2/7/09)
	2	SANDIDGE, Frisco at Hampton (2/7/09)
	4	WELCHER, Trevor at Hampton (2/7/09)
	3	DUBOIS, Arturo at Hampton (2/7/09)
	3	GRADY, Jared at Hampton (2/7/09)


# 2008-09 Team-by-Team Statistics

## vs. Howard

<b>RECORD:</b>	<b>OVERALL</b>	<b>HOME</b>	<b>AWAY</b>	<b>NEUTRAL</b>
ALL GAMES	0-1	0-0	0-1	0-0
CONFERENCE	0-1	0-0	0-1	0-0
NON-CONFERENCE	0-0	0-0	0-0	0-0

##	Player	GP	GS	Min	Avg	TOTAL			3-PTS			REBOUNDS				PF	FO	A	TO	Blk	Stl	Pts	Avg			
						FG	FGA	Pct	3FG	FGA	Pct	FT	FTA	Pct	Off									Def	Tot	Avg
55	SANDIDGE, Frisco	1	1	35	35.0	6	10	.600	1	2	.500	4	7	.571	1	7	8	8.0	3	0	1	0	1	17	17.0	
02	WELCHER, Trevor	1	1	33	33.0	4	10	.400	2	5	.400	1	2	.500	0	2	2	2.0	2	0	1	1	0	1	11	11.0
32	JOHNSON, Donald	1	1	35	35.0	2	17	.118	1	7	.143	0	0	.000	1	2	3	3.0	3	0	1	0	0	5	5.0	
11	BOUIE, Fred	1	1	21	21.0	2	6	.333	0	2	.000	0	2	.000	1	3	4	4.0	1	0	1	1	0	1	4	4.0
44	PARKES, Terrence	1	0	22	22.0	0	4	.000	0	1	.000	2	5	.400	4	1	5	5.0	1	0	0	1	0	0	2	2.0
21	DUBOIS, Arturo	1	1	14	14.0	1	3	.333	0	0	.000	0	0	.000	0	0	0	0.0	3	0	1	1	0	0	2	2.0
35	GRADY, Jared	1	0	22	22.0	1	3	.333	0	0	.000	0	1	.000	1	1	2	2.0	1	0	2	0	0	0	2	2.0
42	SMITH, Greg	1	0	4	4.0	0	0	.000	0	0	.000	0	0	.000	0	0	0	0.0	2	0	0	0	0	0	0	0.0
34	DOUSE, Kris	1	0	5	5.0	0	3	.000	0	1	.000	0	0	.000	1	0	1	1.0	0	0	0	0	0	0	0	0.0
13	FOSTER, Mike	1	0	6	6.0	0	0	.000	0	0	.000	0	0	.000	1	1	2	2.0	1	0	0	0	0	0	0	0.0
00	WILSON, Chad	1	0	3	3.0	0	0	.000	0	0	.000	0	0	.000	0	0	0	0.0	1	0	0	0	0	0	0	0.0
TM	TEAM																									
	<b>Total</b>	<b>1</b>				<b>16</b>	<b>56</b>	<b>.286</b>	<b>4</b>	<b>18</b>	<b>.222</b>	<b>7</b>	<b>17</b>	<b>.412</b>	<b>17</b>	<b>18</b>	<b>35</b>	<b>35.0</b>	<b>18</b>	<b>0</b>	<b>7</b>	<b>4</b>	<b>0</b>	<b>3</b>	<b>43</b>	<b>43.0</b>
	<b>Opponents</b>	<b>1</b>				<b>20</b>	<b>44</b>	<b>.455</b>	<b>3</b>	<b>14</b>	<b>.214</b>	<b>16</b>	<b>22</b>	<b>.727</b>	<b>9</b>	<b>30</b>	<b>39</b>	<b>39.0</b>	<b>19</b>	<b>-</b>	<b>7</b>	<b>10</b>	<b>1</b>	<b>1</b>	<b>59</b>	<b>59.0</b>

<b>SCORE BY PERIODS:</b>	<b>1st</b>	<b>2nd</b>	<b>OT</b>	<b>Total</b>	<b>DEADBALL REBOUNDS:</b>	<b>OFF</b>	<b>DEF</b>	<b>TOTAL</b>
Delaware State	20	23	--	43	Delaware State	3	0	3
Opponents	39	20	--	59	Opponents	3	0	3



## 2008-09 Game Highs vs. Howard

### Delaware State - TEAM GAME HIGHS

POINTS	43	at Howard (2/9/09)
FIELD GOALS MADE	16	at Howard (2/9/09)
FIELD GOAL ATTEMPTS	56	at Howard (2/9/09)
FIELD GOAL PERCENTAGE	.286 (16-56)	at Howard (2/9/09)
3 PT FIELD GOALS MADE	4	at Howard (2/9/09)
3 PT FG ATTEMPTS	18	at Howard (2/9/09)
3 PT FG PERCENTAGE	.222 (4-18)	at Howard (2/9/09)
FREE THROWS MADE	7	at Howard (2/9/09)
FREE THROW ATTEMPTS	17	at Howard (2/9/09)
FREE THROW PERCENTAGE	.412 (7-17)	at Howard (2/9/09)
REBOUNDS	35	at Howard (2/9/09)
ASSISTS	7	at Howard (2/9/09)
STEALS	3	at Howard (2/9/09)
TURNOVERS	4	at Howard (2/9/09)
FOULS	18	at Howard (2/9/09)

### Delaware State University - INDIVIDUAL GAME HIGHS

Points	17	SANDIDGE, Frisco at Howard (2/9/09)
	11	WELCHER, Trevor at Howard (2/9/09)
	5	JOHNSON, Donald at Howard (2/9/09)
	4	BOUIE, Fred at Howard (2/9/09)
	2	PARKES, Terrence at Howard (2/9/09)
	2	GRADY, Jared at Howard (2/9/09)
	2	DUBOIS, Arturo at Howard (2/9/09)
Field Goals Made	6	SANDIDGE, Frisco at Howard (2/9/09)
	4	WELCHER, Trevor at Howard (2/9/09)
Field Goal Att.	17	JOHNSON, Donald at Howard (2/9/09)
	10	SANDIDGE, Frisco at Howard (2/9/09)
	10	WELCHER, Trevor at Howard (2/9/09)
FG Pct (min 5 made)	.600 (6-10)	SANDIDGE, Frisco at Howard (2/9/09)
3-Point FG Made	2	WELCHER, Trevor at Howard (2/9/09)
	1	JOHNSON, Donald at Howard (2/9/09)
	1	SANDIDGE, Frisco at Howard (2/9/09)
3-Point FG Att.	7	JOHNSON, Donald at Howard (2/9/09)
	5	WELCHER, Trevor at Howard (2/9/09)
3-Pt FG Pct (min 2 made)	.400 (2-5)	WELCHER, Trevor at Howard (2/9/09)
Free Throws Made	4	SANDIDGE, Frisco at Howard (2/9/09)
	2	PARKES, Terrence at Howard (2/9/09)
Free Throw Att.	7	SANDIDGE, Frisco at Howard (2/9/09)
	5	PARKES, Terrence at Howard (2/9/09)
FT Pct (min 3 made)	.571 (4-7)	SANDIDGE, Frisco at Howard (2/9/09)
Rebounds	8	SANDIDGE, Frisco at Howard (2/9/09)
	5	PARKES, Terrence at Howard (2/9/09)
Assists	2	GRADY, Jared at Howard (2/9/09)
	1	DUBOIS, Arturo at Howard (2/9/09)
	1	BOUIE, Fred at Howard (2/9/09)
	1	JOHNSON, Donald at Howard (2/9/09)
	1	WELCHER, Trevor at Howard (2/9/09)
	1	SANDIDGE, Frisco at Howard (2/9/09)
Steals	1	BOUIE, Fred at Howard (2/9/09)
	1	WELCHER, Trevor at Howard (2/9/09)
	1	SANDIDGE, Frisco at Howard (2/9/09)
Turnovers	1	BOUIE, Fred at Howard (2/9/09)
	1	WELCHER, Trevor at Howard (2/9/09)
	1	DUBOIS, Arturo at Howard (2/9/09)
	1	PARKES, Terrence at Howard (2/9/09)
Fouls	3	SANDIDGE, Frisco at Howard (2/9/09)
	3	JOHNSON, Donald at Howard (2/9/09)
	3	DUBOIS, Arturo at Howard (2/9/09)

# 2008-09 Team-by-Team Statistics

## vs. UMES

RECORD:	OVERALL	HOME	AWAY	NEUTRAL
ALL GAMES	2-0	1-0	1-0	0-0
CONFERENCE	2-0	1-0	1-0	0-0
NON-CONFERENCE	0-0	0-0	0-0	0-0

##	Player	GP	GS	Min	Avg	TOTAL			3-PTS			REBOUNDS			PF	FO	A	TO	Blk	Stl	Pts	Avg				
						FG	FGA	Pct	3FG	FGA	Pct	FT	FTA	Pct									Off	Def	Tot	
32	JOHNSON,Donald	2	2	64	32.0	9	19	.474	6	14	.429	9	10	.900	0	3	3	1.5	8	0	1	4	33	16.5		
30	NEAL,Marcus	2	2	73	36.5	9	19	.474	6	11	.545	4	7	.571	6	6	12	6.0	4	0	3	3	0	28	14.0	
55	SANDIDGE,Frisco	2	2	65	32.5	10	13	.769	0	0	.000	7	11	.636	7	3	10	5.0	6	0	2	5	4	27	13.5	
21	DUBOIS,Arturo	1	1	23	23.0	5	8	.625	0	0	.000	1	4	.250	2	6	8	8.0	4	0	2	4	3	0	11	11.0
02	WELCHER,Trevor	2	2	68	34.0	4	9	.444	2	5	.400	3	4	.750	3	6	9	4.5	4	0	2	0	0	4	13	6.5
11	BOUIE,Fred	2	0	45	22.5	5	14	.357	2	7	.286	1	4	.250	1	1	2	1.0	4	0	2	1	0	2	13	6.5
35	GRADY,Jared	1	0	13	13.0	2	3	.667	0	0	.000	0	1	.000	0	3	3	3.0	2	0	1	1	0	2	4	4.0
34	DOUSE,Kris	2	0	25	12.5	2	5	.400	0	1	.000	0	0	.000	4	2	6	3.0	3	0	0	2	0	0	4	2.0
42	SMITH,Greg	2	0	2	1.0	0	0	.000	0	0	.000	0	0	.000	0	0	0	0.0	0	0	0	0	0	0	0.0	
44	PARKES,Terrence	2	1	15	7.5	0	2	.000	0	1	.000	0	0	.000	1	1	2	1.0	1	0	1	0	0	0	0.0	
00	WILSON,Chad	2	0	4	2.0	0	0	.000	0	0	.000	0	0	.000	0	0	0	0.0	3	0	0	1	0	0	0.0	
04	JOHNSON,Tramaine	1	0	3	3.0	0	1	.000	0	1	.000	0	0	.000	1	1	2	2.0	0	0	0	0	0	0	0.0	
TM	TEAM														3	4	7	3.5	0							
	<b>Total</b>	<b>2</b>				<b>46</b>	<b>93</b>	<b>.495</b>	<b>16</b>	<b>40</b>	<b>.400</b>	<b>25</b>	<b>41</b>	<b>.610</b>	<b>28</b>	<b>36</b>	<b>64</b>	<b>32.0</b>	<b>39</b>	<b>0</b>	<b>14</b>	<b>22</b>	<b>8</b>	<b>15</b>	<b>133</b>	<b>66.5</b>
	<b>Opponents</b>	<b>2</b>				<b>34</b>	<b>96</b>	<b>.354</b>	<b>10</b>	<b>34</b>	<b>.294</b>	<b>30</b>	<b>45</b>	<b>.667</b>	<b>33</b>	<b>34</b>	<b>67</b>	<b>33.5</b>	<b>42</b>	<b>-</b>	<b>23</b>	<b>22</b>	<b>3</b>	<b>6</b>	<b>108</b>	<b>54.0</b>

SCORE BY PERIODS:	1st	2nd	OT	Total	DEADBALL REBOUNDS:	OFF	DEF	TOTAL
Delaware State	62	71	--	133	Delaware State	6	0	6
Opponents	46	62	--	108	Opponents	7	0	7



## 2008-09 Game Highs vs. UMES

### Delaware State - TEAM GAME HIGHS

POINTS	74	at UMES (03/05/09)
FIELD GOALS MADE	59	at UMES (12/04/08)
FIELD GOAL ATTEMPTS	25	at UMES (03/05/09)
FIELD GOAL PERCENTAGE	21	at UMES (12/04/08)
3 PT FIELD GOALS MADE	49	at UMES (03/05/09)
3 PT FG ATTEMPTS	44	at UMES (12/04/08)
3 PT FG PERCENTAGE	11	at UMES (03/05/09)
FREE THROWS MADE	5	at UMES (12/04/08)
FREE THROW ATTEMPTS	20	at UMES (03/05/09)
FREE THROW PERCENTAGE	20	at UMES (12/04/08)
REBOUNDS	550 (11-20)	at UMES (03/05/09)
ASSISTS	250 (5-20)	at UMES (12/04/08)
STEALS	13	at UMES (03/05/09)
BLOCKED SHOTS	12	at UMES (12/04/08)
TURNOVERS	22	at UMES (12/04/08)
FOULS	19	at UMES (03/05/09)

### Delaware State University - INDIVIDUAL GAME HIGHS

Points	31	JOHNSON,Donald at UMES (03/05/09)
Field Goals Made	20	SANDIDGE,Frisco vs UMES (12/04/08)
Field Goal Att.	18	NEAL,Marcus vs UMES (12/04/08)
FG Pct (min 5 made)	11	BOUIE,Fred at UMES (03/05/09)
3-Point FG Made	11	DUBOIS,Arturo vs UMES (12/04/08)
3-Point FG Att.	7	JOHNSON,Donald at UMES (03/05/09)
3-Pt FG Pct (min 2 made)	7	SANDIDGE,Frisco vs UMES (12/04/08)
Free Throws Made	13	JOHNSON,Donald at UMES (03/05/09)
Free Throw Att.	10	NEAL,Marcus vs UMES (12/04/08)
FT Pct (min 3 made)	875 (7-8)	SANDIDGE,Frisco vs UMES (12/04/08)
Rebounds	625 (5-8)	DUBOIS,Arturo vs UMES (12/04/08)
Assists	6	JOHNSON,Donald at UMES (03/05/09)
Steals	4	NEAL,Marcus vs UMES (12/04/08)
Blocked Shots	9	JOHNSON,Donald at UMES (03/05/09)
Turnovers	7	NEAL,Marcus vs UMES (12/04/08)
Fouls	667 (6-9)	JOHNSON,Donald at UMES (03/05/09)
	667 (2-3)	BOUIE,Fred at UMES (03/05/09)
	9	JOHNSON,Donald at UMES (03/05/09)
	6	SANDIDGE,Frisco vs UMES (12/04/08)
	10	JOHNSON,Donald at UMES (03/05/09)
	9	SANDIDGE,Frisco vs UMES (12/04/08)
	900 (9-10)	JOHNSON,Donald at UMES (03/05/09)
	667 (6-9)	SANDIDGE,Frisco vs UMES (12/04/08)
	8	DUBOIS,Arturo vs UMES (12/04/08)
	8	NEAL,Marcus vs UMES (12/04/08)
	8	SANDIDGE,Frisco vs UMES (12/04/08)
	2	BOUIE,Fred at UMES (03/05/09)
	2	NEAL,Marcus vs UMES (03/05/09)
	2	DUBOIS,Arturo vs UMES (12/04/08)
	3	JOHNSON,Donald at UMES (03/05/09)
	3	WELCHER,Trevor at UMES (03/05/09)
	3	DUBOIS,Arturo vs UMES (12/04/08)
	2	SANDIDGE,Frisco vs UMES (03/05/09)
	2	SANDIDGE,Frisco vs UMES (12/04/08)
	5	SANDIDGE,Frisco vs UMES (12/04/08)
	4	JOHNSON,Donald at UMES (03/05/09)
	4	DUBOIS,Arturo vs UMES (12/04/08)
	4	BOUIE,Fred at UMES (03/05/09)
	4	JOHNSON,Donald at UMES (03/05/09)
	4	DUBOIS,Arturo vs UMES (12/04/08)
	4	JOHNSON,Donald at UMES (12/04/08)

# 2008-09 Team-by-Team Statistics

## vs. Morgan State

RECORD:	OVERALL	HOME	AWAY	NEUTRAL
ALL GAMES	0-2	0-1	0-1	0-0
CONFERENCE	0-2	0-1	0-1	0-0
NON-CONFERENCE	0-0	0-0	0-0	0-0

##	Player	GP	GS	Min	Avg	TOTAL			3-PTS			REBOUNDS			PF	FO	A	TO	Blk	Stl	Pts	Avg				
						FG	FGA	Pct	3FG	FGA	Pct	FT	FTA	Pct									Off	Def	Tot	Avg
32	JOHNSON,Donald	2	1	64	32.0	8	19	.421	5	11	.455	2	3	.667	2	1	3	1.5	2	0	2	0	1	23	11.5	
11	BOUIE,Fred	2	1	42	21.0	8	13	.615	5	7	.714	1	5	.200	0	3	3	1.5	3	0	3	0	0	1	22	11.0
55	SANDIDGE,Frisco	2	2	68	34.0	8	15	.533	0	0	.000	4	5	.800	5	9	14	7.0	2	0	5	1	0	0	20	10.0
30	NEAL,Marcus	2	2	46	23.0	6	14	.429	0	3	.000	1	1	1.000	1	1	2	1.0	3	0	3	1	0	1	13	6.5
42	SMITH,Greg	2	0	29	14.5	4	7	.571	2	3	.667	1	2	.500	4	3	7	3.5	4	0	0	2	3	1	11	5.5
02	WELCHER,Trevor	2	2	60	30.0	2	10	.200	0	6	.000	2	2	1.000	1	5	6	3.0	6	0	6	3	3	3	6	3.0
35	GRADY,Jared	2	0	31	15.5	2	11	.182	0	0	.000	0	2	.000	3	2	5	2.5	3	0	2	2	0	1	4	2.0
44	PARKES,Terrence	2	0	17	8.5	1	4	.250	0	1	.000	1	2	.500	2	2	4	2.0	1	0	0	2	0	0	3	1.5
04	JOHNSON,Tramaine	2	0	5	2.5	1	2	.500	0	0	.000	0	0	.000	0	0	0	0.0	1	0	0	0	1	2	1.0	
34	DOUSE,Kris	2	1	12	6.0	0	2	.000	0	2	.000	0	0	.000	0	0	0	0.0	2	0	0	5	0	0	0	0.0
21	DUBOIS,Arturo	1	1	17	17.0	0	8	.000	0	0	.000	0	0	.000	0	4	4	4.0	3	0	1	2	2	0	0	0.0
13	FOSTER,Mike	2	0	3	1.5	0	0	.000	0	0	.000	0	0	.000	0	0	0	0.0	1	0	0	2	0	0	0	0.0
00	WILSON,Chad	1	0	6	6.0	0	1	.000	0	0	.000	0	0	.000	0	1	1	1.0	0	0	0	1	0	0	0	0.0
TM	TEAM																									
	<b>Total</b>	<b>2</b>				<b>40</b>	<b>106</b>	<b>.377</b>	<b>12</b>	<b>33</b>	<b>.364</b>	<b>12</b>	<b>22</b>	<b>.545</b>	<b>21</b>	<b>36</b>	<b>57</b>	<b>28.5</b>	<b>31</b>	<b>0</b>	<b>20</b>	<b>23</b>	<b>8</b>	<b>9</b>	<b>104</b>	<b>52.0</b>
	<b>Opponents</b>	<b>2</b>				<b>43</b>	<b>91</b>	<b>.473</b>	<b>8</b>	<b>22</b>	<b>.364</b>	<b>27</b>	<b>43</b>	<b>.628</b>	<b>18</b>	<b>51</b>	<b>69</b>	<b>34.5</b>	<b>26</b>	<b>-</b>	<b>20</b>	<b>20</b>	<b>11</b>	<b>12</b>	<b>121</b>	<b>60.5</b>

SCORE BY PERIODS:	1st	2nd	OT	Total	DEADBALL REBOUNDS:	OFF	DEF	TOTAL
Delaware State	48	56	--	104	Delaware State	4	0	4
Opponents	57	64	--	121	Opponents	10	0	10



## 2008-09 Game Highs vs. Morgan State

### Delaware State - TEAM GAME HIGHS

POINTS	54	MORGAN STATE (02/02/09)
FIELD GOALS MADE	20	at Morgan State (2/28/09)
FIELD GOAL ATTEMPTS	54	MORGAN STATE (02/02/09)
FIELD GOAL PERCENTAGE	385 (20-52)	at Morgan State (2/28/09)
3 PT FIELD GOALS MADE	7	at Morgan State (2/28/09)
3 PT FG ATTEMPTS	20	at Morgan State (2/28/09)
3 PT FG PERCENTAGE	385 (5-13)	MORGAN STATE (02/02/09)
FREE THROWS MADE	9	MORGAN STATE (02/02/09)
FREE THROW ATTEMPTS	11	at Morgan State (2/28/09)
FREE THROW PERCENTAGE	818 (9-11)	MORGAN STATE (02/02/09)
REBOUNDS	29	at Morgan State (2/28/09)
ASSISTS	10	at Morgan State (2/28/09)
STEALS	5	at Morgan State (2/28/09)
BLOCKED SHOTS	4	MORGAN STATE (02/02/09)
TURNOVERS	12	MORGAN STATE (02/02/09)
FOULS	18	MORGAN STATE (02/02/09)

### Delaware State University - INDIVIDUAL GAME HIGHS

Points	16	BOUIE,Fred at Morgan State (2/28/09)
Field Goals Made	6	BOUIE,Fred at Morgan State (2/28/09)
Field Goal Att.	12	NEAL,Marcus vs Morgan State (02/02/09)
FG Pct (min 5 made)	600 (6-10)	BOUIE,Fred at Morgan State (2/28/09)
3-Point FG Made	3	BOUIE,Fred at Morgan State (2/28/09)
3-Point FG Att.	6	JOHNSON,Donald at Morgan State (02/02/09)
3-Pt FG Pct (min 2 made)	750 (3-4)	BOUIE,Fred at Morgan State (2/28/09)
Free Throws Made	3	SANDIDGE,Frisco vs Morgan State (02/02/09)
Free Throw Att.	5	BOUIE,Fred at Morgan State (2/28/09)
FT Pct (min 3 made)	1.000 (3-3)	SANDIDGE,Frisco vs Morgan State (02/02/09)
Rebounds	9	SANDIDGE,Frisco vs Morgan State (02/02/09)
Assists	6	WELCHER,Trevor at Morgan State (2/28/09)
Steals	3	WELCHER,Trevor at Morgan State (2/28/09)
Blocked Shots	3	WELCHER,Trevor at Morgan State (2/28/09)
Turnovers	3	DOUSE,Kris at Morgan State (2/28/09)
Fouls	3	WELCHER,Trevor at Morgan State (2/28/09)

# 2008-09 Team-by-Team Statistics

## vs. Norfolk State

RECORD:	OVERALL	HOME	AWAY	NEUTRAL
ALL GAMES	1-1	1-0	0-1	0-0
CONFERENCE	1-1	1-0	0-1	0-0
NON-CONFERENCE	0-0	0-0	0-0	0-0

##	Player	GP	GS	Min	Avg	TOTAL			3-PTS			REBOUNDS			PF	FO	A	TO	Blk	Stl	Pts	Avg				
						FG	FGA	Pct	3FG	FGA	Pct	FT	FTA	Pct									Off	Def	Tot	Avg
32	JOHNSON,Donald	1	0	27	27.0	8	13	.615	4	7	.571	4	4	1.000	0	4	4	4.0	3	0	0	2	24	24.0		
30	NEAL,Marcus	2	2	62	31.0	10	24	.417	4	10	.400	4	4	1.000	5	2	7	3.5	5	0	6	10	1	0	28	14.0
21	DUBOIS,Arturo	2	1	46	23.0	9	13	.692	0	0	.000	2	6	.333	2	8	10	5.0	0	0	4	4	2	0	20	10.0
11	BOUIE,Fred	2	2	43	21.5	6	13	.462	4	8	.500	1	2	.500	1	0	1	0.5	5	0	2	5	0	1	17	8.5
55	SANDIDGE,Frisco	2	2	70	35.0	6	12	.500	0	1	.000	1	4	.250	7	12	19	9.5	4	0	8	5	2	2	13	6.5
04	JOHNSON,Tramaine	2	0	18	9.0	4	6	.667	0	0	.000	5	6	.833	0	2	2	1.0	1	0	0	2	0	0	13	6.5
35	GRADY,Jared	2	1	29	14.5	5	7	.714	0	0	.000	3	5	.600	3	1	4	2.0	3	0	1	1	0	2	13	6.5
02	WELCHER,Trevor	2	2	60	30.0	3	7	.429	0	1	.000	3	4	.750	1	3	4	2.0	3	0	5	2	0	2	9	4.5
34	DOUSE,Kris	2	0	20	10.0	2	6	.333	0	0	.000	4	6	.667	1	1	2	1.0	1	0	1	2	1	1	8	4.0
44	PARKES,Terrence	2	0	11	5.5	1	4	.250	0	1	.000	0	0	.000	1	2	3	1.5	0	0	0	0	0	0	2	1.0
42	SMITH,Greg	1	0	8	8.0	0	2	.000	0	0	.000	0	0	.000	3	2	5	5.0	2	0	0	1	0	1	0	0.0
00	WILSON,Chad	1	0	5	5.0	0	1	.000	0	0	.000	0	0	.000	0	0	0	0.0	0	0	0	0	0	0	0	0.0
13	FOSTER,Mike	1	0	1	1.0	0	0	.000	0	0	.000	0	0	.000	0	0	0	0.0	0	0	0	0	0	0	0	0.0
TM	TEAM														7	0	7	3.5	0			2				
	<b>Total</b>	<b>2</b>				<b>54</b>	<b>108</b>	<b>.500</b>	<b>12</b>	<b>28</b>	<b>.429</b>	<b>27</b>	<b>41</b>	<b>.659</b>	<b>31</b>	<b>37</b>	<b>68</b>	<b>34.0</b>	<b>27</b>	<b>0</b>	<b>27</b>	<b>34</b>	<b>6</b>	<b>11</b>	<b>147</b>	<b>73.5</b>
	<b>Opponents</b>	<b>2</b>				<b>53</b>	<b>109</b>	<b>.486</b>	<b>14</b>	<b>31</b>	<b>.452</b>	<b>26</b>	<b>35</b>	<b>.743</b>	<b>24</b>	<b>30</b>	<b>54</b>	<b>27.0</b>	<b>36</b>	<b>-</b>	<b>27</b>	<b>27</b>	<b>8</b>	<b>25</b>	<b>146</b>	<b>73.0</b>

SCORE BY PERIODS:	1st	2nd	OT	Total	DEADBALL REBOUNDS:	OFF	DEF	TOTAL
Delaware State	61	86	--	147	Delaware State	6	0	6
Opponents	62	84	--	146	Opponents	4	1	5



## 2008-09 Game Highs vs. Norfolk State

### Delaware State - TEAM GAME HIGHS

POINTS	86	NORFOLK STATE (02/14/09)
FIELD GOALS MADE	32	NORFOLK STATE (02/14/09)
FIELD GOAL ATTEMPTS	55	NORFOLK STATE (02/14/09)
FIELD GOAL PERCENTAGE	.604 (32-53)	NORFOLK STATE (02/14/09)
3 PT FIELD GOALS MADE	9	NORFOLK STATE (02/14/09)
3 PT FG ATTEMPTS	17	NORFOLK STATE (02/14/09)
3 PT FG PERCENTAGE	.529 (9-17)	NORFOLK STATE (02/14/09)
FREE THROWS MADE	14	NORFOLK STATE (02/14/09)
FREE THROW ATTEMPTS	25	NORFOLK STATE (02/14/09)
FREE THROW PERCENTAGE	.813 (13-16)	NORFOLK STATE (02/14/09)
REBOUNDS	36	NORFOLK STATE (02/14/09)
ASSISTS	18	NORFOLK STATE (02/14/09)
STEALS	6	NORFOLK STATE (02/14/09)
BLOCKED SHOTS	5	NORFOLK STATE (02/14/09)
TURNOVERS	19	NORFOLK STATE (02/14/09)
FOULS	17	NORFOLK STATE (02/14/09)

### Delaware State University - INDIVIDUAL GAME HIGHS

POINTS	24	JOHNSON,Donald vs Norfolk State (02/14/09)
FIELD GOALS MADE	18	NEAL,Marcus at Norfolk State (01/17/09)
FIELD GOAL ATTEMPTS	17	DUBOIS,Arturo vs Norfolk State (02/14/09)
FIELD GOAL PERCENTAGE	.13	BOUIE,Fred vs Norfolk State (02/14/09)
3 PT FIELD GOALS MADE	11	JOHNSON,Tramaine at Norfolk State (01/17/09)
3 PT FG ATTEMPTS	8	DUBOIS,Arturo vs Norfolk State (02/14/09)
3 PT FG PERCENTAGE	.8	JOHNSON,Donald vs Norfolk State (02/14/09)
FREE THROWS MADE	8	NEAL,Marcus at Norfolk State (01/17/09)
FREE THROW ATTEMPTS	13	NEAL,Marcus at Norfolk State (01/17/09)
FREE THROW PERCENTAGE	.6	JOHNSON,Donald vs Norfolk State (02/14/09)
REBOUNDS	16	JOHNSON,Donald vs Norfolk State (02/14/09)
ASSISTS	889 (8-9)	DUBOIS,Arturo vs Norfolk State (02/14/09)
STEALS	714 (5-7)	BOUIE,Fred vs Norfolk State (02/14/09)
BLOCKED SHOTS	4	JOHNSON,Donald vs Norfolk State (02/14/09)
TURNOVERS	3	BOUIE,Fred vs Norfolk State (02/14/09)
FOULS	7	JOHNSON,Donald vs Norfolk State (02/14/09)
POINTS	6	NEAL,Marcus at Norfolk State (01/17/09)
FIELD GOALS MADE	600 (3-5)	BOUIE,Fred vs Norfolk State (02/14/09)
FIELD GOAL ATTEMPTS	571 (4-7)	JOHNSON,Donald vs Norfolk State (02/14/09)
FIELD GOAL PERCENTAGE	5	JOHNSON,Tramaine at Norfolk State (01/17/09)
3 PT FIELD GOALS MADE	4	NEAL,Marcus vs Norfolk State (02/14/09)
3 PT FG ATTEMPTS	4	JOHNSON,Donald vs Norfolk State (02/14/09)
3 PT FG PERCENTAGE	6	JOHNSON,Tramaine at Norfolk State (01/17/09)
FREE THROWS MADE	5	GRADY,Jared at Norfolk State (01/17/09)
FREE THROW ATTEMPTS	1,000 (4-4)	NEAL,Marcus vs Norfolk State (02/14/09)
FREE THROW PERCENTAGE	1,000 (4-4)	JOHNSON,Donald vs Norfolk State (02/14/09)
REBOUNDS	12	SANDIDGE,Frisco vs Norfolk State (02/14/09)
ASSISTS	7	SANDIDGE,Frisco at Norfolk State (01/17/09)
STEALS	6	SANDIDGE,Frisco vs Norfolk State (02/14/09)
BLOCKED SHOTS	5	NEAL,Marcus vs Norfolk State (02/14/09)
TURNOVERS	2	SANDIDGE,Frisco vs Norfolk State (02/14/09)
FOULS	2	JOHNSON,Donald vs Norfolk State (02/14/09)
POINTS	2	GRADY,Jared at Norfolk State (01/17/09)
FIELD GOALS MADE	2	SANDIDGE,Frisco vs Norfolk State (02/14/09)
FIELD GOAL ATTEMPTS	2	DUBOIS,Arturo vs Norfolk State (02/14/09)
FIELD GOAL PERCENTAGE	8	NEAL,Marcus at Norfolk State (01/17/09)
3 PT FIELD GOALS MADE	3	BOUIE,Fred vs Norfolk State (02/14/09)
3 PT FG ATTEMPTS	3	DUBOIS,Arturo vs Norfolk State (02/14/09)
3 PT FG PERCENTAGE	3	SANDIDGE,Frisco at Norfolk State (01/17/09)
FREE THROWS MADE	4	BOUIE,Fred vs Norfolk State (02/14/09)
FREE THROW ATTEMPTS	3	SANDIDGE,Frisco vs Norfolk State (02/14/09)
FREE THROW PERCENTAGE	3	NEAL,Marcus vs Norfolk State (02/14/09)
REBOUNDS	3	JOHNSON,Donald vs Norfolk State (02/14/09)

# 2008-09 Team-by-Team Statistics

## vs. North Carolina A&T

RECORD:	OVERALL	HOME	AWAY	NEUTRAL
ALL GAMES	1-1	0-1	1-0	0-0
CONFERENCE	1-1	0-1	1-0	0-0
NON-CONFERENCE	0-0	0-0	0-0	0-0

##	Player	GP	GS	Min	Avg	TOTAL			3-PTS			REBOUNDS			PF	FO	A	TO	Blk	Stl	Pts	Avg				
						FG	FGA	Pct	3FG	FGA	Pct	FT	FTA	Pct									Off	Def	Tot	Avg
32	JOHNSON,Donald	1	0	34	34.0	6	12	.500	5	10	.500	0	0	.000	0	0	0	0	0	1	17	17.0				
21	DUBOIS,Arturo	2	1	63	31.5	12	16	.750	0	0	.000	6	9	.667	5	8	13	6.5	8	1	3	6	0	30	15.0	
55	SANDIDGE,Frisco	2	2	70	35.0	14	24	.583	0	1	.000	1	1	1.000	7	6	13	6.5	5	0	3	6	5	5	29	14.5
11	BOUIE,Fred	2	2	48	24.0	10	20	.500	5	11	.455	2	2	1.000	4	0	4	2.0	3	0	1	2	1	3	27	13.5
02	WELCHER,Trevor	2	2	69	34.5	6	11	.545	1	4	.250	4	5	.800	1	2	3	1.5	3	0	7	2	0	2	17	8.5
30	NEAL,Marcus	2	2	65	32.5	5	12	.417	3	8	.375	2	2	1.000	1	5	6	3.0	5	0	6	7	0	1	15	7.5
04	JOHNSON,Tramaine	2	0	18	9.0	3	5	.600	0	1	.000	2	2	1.000	1	3	4	2.0	2	0	1	5	0	0	8	4.0
34	DOUSE,Kris	2	0	29	14.5	2	5	.400	0	1	.000	2	6	.333	0	6	6	3.0	4	0	1	2	1	1	6	3.0
44	PARKES,Terrence	1	0	12	12.0	1	2	.500	0	0	.000	0	0	.000	2	2	4	4.0	2	0	0	1	0	1	2	2.0
42	SMITH,Greg	1	1	6	6.0	0	1	.000	0	0	.000	0	0	.000	0	1	1	1.0	0	0	0	0	1	0	0	0.0
35	GRADY,Jared	2	0	11	5.5	0	2	.000	0	0	.000	0	0	.000	0	2	2	1.0	0	0	0	3	0	1	0	0.0
TM	TEAM																									
	<b>Total</b>	<b>2</b>				<b>59</b>	<b>110</b>	<b>.536</b>	<b>14</b>	<b>36</b>	<b>.389</b>	<b>19</b>	<b>27</b>	<b>.704</b>	<b>24</b>	<b>42</b>	<b>66</b>	<b>33.0</b>	<b>32</b>	<b>1</b>	<b>20</b>	<b>32</b>	<b>14</b>	<b>15</b>	<b>151</b>	<b>75.5</b>
	<b>Opponents</b>	<b>2</b>				<b>52</b>	<b>123</b>	<b>.423</b>	<b>15</b>	<b>41</b>	<b>.366</b>	<b>19</b>	<b>29</b>	<b>.655</b>	<b>32</b>	<b>30</b>	<b>62</b>	<b>31.0</b>	<b>24</b>	<b>-</b>	<b>23</b>	<b>26</b>	<b>7</b>	<b>14</b>	<b>138</b>	<b>69.0</b>

SCORE BY PERIODS:	1st	2nd	OT	Total	DEADBALL REBOUNDS:	OFF	DEF	TOTAL
Delaware State	66	76	9	151	Delaware State	6	0	6
Opponents	69	59	10	138	Opponents	6	0	6



## 2008-09 Game Highs vs. North Carolina A&T

### Delaware State - TEAM GAME HIGHS

POINTS	78	at North Carolina A&T (1/19/09)
FIELD GOALS MADE	31	NORTH CAROLINA A&T (02/16/09)
FIELD GOAL ATTEMPTS	55	NORTH CAROLINA A&T (02/16/09)
FIELD GOAL PERCENTAGE	.564 (31-55)	at North Carolina A&T (1/19/09)
3 PT FIELD GOALS MADE	9	NORTH CAROLINA A&T (02/16/09)
3 PT FG ATTEMPTS	23	NORTH CAROLINA A&T (02/16/09)
3 PT FG PERCENTAGE	.391 (9-23)	NORTH CAROLINA A&T (02/16/09)
FREE THROWS MADE	11	at North Carolina A&T (1/19/09)
FREE THROW ATTEMPTS	16	at North Carolina A&T (1/19/09)
FREE THROW PERCENTAGE	.727 (8-11)	NORTH CAROLINA A&T (02/16/09)
REBOUNDS	37	at North Carolina A&T (1/19/09)
ASSISTS	10	NORTH CAROLINA A&T (02/16/09)
STEALS	8	at North Carolina A&T (1/19/09)
BLOCKED SHOTS	7	NORTH CAROLINA A&T (02/16/09)
TURNOVERS	14	at North Carolina A&T (1/19/09)
FOULS	19	at North Carolina A&T (1/19/09)
	13	NORTH CAROLINA A&T (02/16/09)

### Delaware State University - INDIVIDUAL GAME HIGHS

Points	22	DUBOIS,Arturo vs North Carolina A&T (02/16/09)
Field Goals Made	10	SANDIDGE,Frisco at North Carolina A&T (1/19/09)
Field Goal Att.	15	BOUIE,Fred at North Carolina A&T (1/19/09)
FG Pct (min 5 made)	.889 (8-9)	DUBOIS,Arturo vs North Carolina A&T (02/16/09)
3-Point FG Made	5	JOHNSON,Donald vs North Carolina A&T (02/16/09)
3-Point FG Att.	10	JOHNSON,Donald vs North Carolina A&T (02/16/09)
3-Pt FG Pct (min 2 made)	.571 (4-7)	BOUIE,Fred at North Carolina A&T (1/19/09)
Free Throws Made	6	DUBOIS,Arturo vs North Carolina A&T (02/16/09)
Free Throw Att.	9	DUBOIS,Arturo vs North Carolina A&T (02/16/09)
FT Pct (min 3 made)	.800 (4-5)	WELCHER,Trevor at North Carolina A&T (1/19/09)
Rebounds	10	DUBOIS,Arturo vs North Carolina A&T (02/16/09)
Assists	5	WELCHER,Trevor at North Carolina A&T (1/19/09)
Steals	3	BOUIE,Fred at North Carolina A&T (1/19/09)
Blocked Shots	5	SANDIDGE,Frisco at North Carolina A&T (1/19/09)
Turnovers	4	SANDIDGE,Frisco vs North Carolina A&T (02/16/09)
Fouls	5	DUBOIS,Arturo at North Carolina A&T (1/19/09)
	3	NEAL,Marcus vs North Carolina A&T (02/16/09)
	3	DUBOIS,Arturo vs North Carolina A&T (02/16/09)
	3	SANDIDGE,Frisco at North Carolina A&T (1/19/09)
	3	DOUSE,Kris at North Carolina A&T (1/19/09)

# 2008-09 Team-by-Team Statistics

## vs. South Carolina State

RECORD:	OVERALL	HOME	AWAY	NEUTRAL
ALL GAMES	0-1	0-1	0-0	0-0
CONFERENCE	0-1	0-1	0-0	0-0
NON-CONFERENCE	0-0	0-0	0-0	0-0

##	Player	GP	GS	Min	Avg	TOTAL			3-PTS			REBOUNDS			PF	FO	A	TO	Blk	Stl	Pts	Avg				
						FG	FGA	Pct	3FG	FGA	Pct	FT	FTA	Pct									Off	Def	Tot	Avg
32	JOHNSON,Donald	1	1	21	21.0	4	10	.400	3	7	.429	0	0	.000	0	1	1	1.0	2	0	0	1	11	11.0		
55	SANDIDGE,Frisco	1	1	34	34.0	4	12	.333	0	1	.000	2	2	1.000	2	2	4	4.0	0	0	2	1	1	10	10.0	
30	NEAL,Marcus	1	1	28	28.0	4	9	.444	2	5	.400	0	0	.000	1	2	3	3.0	1	0	1	2	0	1	10	10.0
02	WELCHER,Trevor	1	0	31	31.0	3	5	.600	1	1	1.000	1	1	1.000	1	0	1	1.0	2	0	1	1	0	1	8	8.0
21	DUBOIS,Arturo	1	1	17	17.0	3	9	.333	0	0	.000	0	0	.000	1	1	2	2.0	4	0	0	3	1	0	6	6.0
34	DOUSE,Kris	1	1	34	34.0	1	3	.333	0	1	.000	1	2	.500	0	4	4	4.0	1	0	2	3	0	0	3	3.0
04	JOHNSON,Tramaine	1	0	8	8.0	1	2	.500	0	0	.000	0	0	.000	2	0	2	2.0	0	0	0	0	0	2	2.0	
11	BOUIE,Fred	1	0	22	22.0	1	8	.125	0	4	.000	0	0	.000	1	0	1	1.0	0	0	2	0	0	1	2	2.0
44	PARKES,Terrence	1	0	2	2.0	0	1	.000	0	0	.000	0	0	.000	0	0	0	0.0	0	0	0	1	0	0	0	0.0
42	SMITH,Greg	1	0	1	1.0	0	0	.000	0	0	.000	0	0	.000	0	0	0	0.0	0	0	0	0	0	0	0	0.0
45	PRICE,Sheridan	1	0	2	2.0	0	0	.000	0	0	.000	0	0	.000	0	0	0	0.0	1	0	0	0	0	0	0	0.0
TM	TEAM																		2	3	5	5.0	0			
	Total	1				21	59	.356	6	19	.316	4	5	.800	10	13	23	23.0	11	0	8	12	2	4	52	52.0
	Opponents	1				27	46	.587	7	8	.875	8	11	.727	9	28	37	37.0	9	-	16	20	2	5	69	69.0

SCORE BY PERIODS:	1st	2nd	OT	Total	DEADBALL REBOUNDS:	OFF	DEF	TOTAL
Delaware State	19	33	--	52	Delaware State	1	0	1
Opponents	33	36	--	69	Opponents	0	0	0



## 2008-09 Game Highs vs. South Carolina State

### Delaware State - TEAM GAME HIGHS

POINTS	52	SOUTH CAROLINA ST. (01/10/09)
FIELD GOALS MADE	21	SOUTH CAROLINA ST. (01/10/09)
FIELD GOAL ATTEMPTS	59	SOUTH CAROLINA ST. (01/10/09)
FIELD GOAL PERCENTAGE	.356 (21-59)	SOUTH CAROLINA ST. (01/10/09)
3 PT FIELD GOALS MADE	6	SOUTH CAROLINA ST. (01/10/09)
3 PT FG ATTEMPTS	19	SOUTH CAROLINA ST. (01/10/09)
3 PT FG PERCENTAGE	.316 (6-19)	SOUTH CAROLINA ST. (01/10/09)
FREE THROWS MADE	4	SOUTH CAROLINA ST. (01/10/09)
FREE THROW ATTEMPTS	5	SOUTH CAROLINA ST. (01/10/09)
FREE THROW PERCENTAGE	.800 (4-5)	SOUTH CAROLINA ST. (01/10/09)
REBOUNDS	23	SOUTH CAROLINA ST. (01/10/09)
ASSISTS	8	SOUTH CAROLINA ST. (01/10/09)
STEALS	4	SOUTH CAROLINA ST. (01/10/09)
BLOCKED SHOTS	2	SOUTH CAROLINA ST. (01/10/09)
TURNOVERS	12	SOUTH CAROLINA ST. (01/10/09)
FOULS	11	SOUTH CAROLINA ST. (01/10/09)

### Delaware State University - INDIVIDUAL GAME HIGHS

Points	11	JOHNSON,Donald vs South Carolina St. (01/10/09)
	10	NEAL,Marcus vs South Carolina St. (01/10/09)
	10	SANDIDGE,Frisco vs South Carolina St. (01/10/09)
	8	WELCHER,Trevor vs South Carolina St. (01/10/09)
	6	DUBOIS,Arturo vs South Carolina St. (01/10/09)
Field Goals Made	4	SANDIDGE,Frisco vs South Carolina St. (01/10/09)
	4	NEAL,Marcus vs South Carolina St. (01/10/09)
	4	JOHNSON,Donald vs South Carolina St. (01/10/09)
Field Goal Att.	12	SANDIDGE,Frisco vs South Carolina St. (01/10/09)
	10	JOHNSON,Donald vs South Carolina St. (01/10/09)
3-Point FG Made	3	JOHNSON,Donald vs South Carolina St. (01/10/09)
	2	NEAL,Marcus vs South Carolina St. (01/10/09)
3-Point FG Att.	7	JOHNSON,Donald vs South Carolina St. (01/10/09)
	5	NEAL,Marcus vs South Carolina St. (01/10/09)
3-Pt FG Pct (min 2 made)	.429 (3-7)	JOHNSON,Donald vs South Carolina St. (01/10/09)
	.400 (2-5)	NEAL,Marcus vs South Carolina St. (01/10/09)
Free Throws Made	2	SANDIDGE,Frisco vs South Carolina St. (01/10/09)
	1	DOUSE,Kris vs South Carolina St. (01/10/09)
	1	WELCHER,Trevor vs South Carolina St. (01/10/09)
Free Throw Att.	2	DOUSE,Kris vs South Carolina St. (01/10/09)
	2	SANDIDGE,Frisco vs South Carolina St. (01/10/09)
Rebounds	4	DOUSE,Kris vs South Carolina St. (01/10/09)
	4	SANDIDGE,Frisco vs South Carolina St. (01/10/09)
Assists	2	DOUSE,Kris vs South Carolina St. (01/10/09)
	2	BOUIE,Fred vs South Carolina St. (01/10/09)
	2	SANDIDGE,Frisco vs South Carolina St. (01/10/09)
Steals	1	BOUIE,Fred vs South Carolina St. (01/10/09)
	1	JOHNSON,Donald vs South Carolina St. (01/10/09)
	1	NEAL,Marcus vs South Carolina St. (01/10/09)
Blocked Shots	1	WELCHER,Trevor vs South Carolina St. (01/10/09)
	1	DUBOIS,Arturo vs South Carolina St. (01/10/09)
	1	SANDIDGE,Frisco vs South Carolina St. (01/10/09)
Turnovers	3	DUBOIS,Arturo vs South Carolina St. (01/10/09)
	3	DOUSE,Kris vs South Carolina St. (01/10/09)
Fouls	4	DUBOIS,Arturo vs South Carolina St. (01/10/09)
	2	WELCHER,Trevor vs South Carolina St. (01/10/09)
	2	JOHNSON,Donald vs South Carolina St. (01/10/09)

# 2008-09 DSU Men's Basketball Boxscores

<b>1</b>	Wilmington Delaware State DSU wins home opener	<b>59</b> <b>71</b>
Nov. 14, 2008		
Memorial Hall (1,167)		Dover, Del.

WU (0-1)	fg	3fg	ft	o-d-t	pf	TP	a	to	blk	s	min
02 Rubenstein	2-9	0-4	0-0	0-1-1	0	4	1	3	0	1	28
04 Cooper	5-10	1-1	3-6	6-0-6	2	14	1	1	0	1	33
05 Barron	3-12	3-8	2-2	0-4-4	4	11	2	2	0	1	38
22 Sherrod	5-18	0-1	8-12	4-5-9	4	18	0	3	0	1	37
43 Hairston	1-5	0-0	2-4	0-1-1	4	4	2	2	1	0	27
01 Allon	1-2	0-0	0-0	0-1-1	4	2	0	0	0	0	5
15 Carroll	0-1	0-0	0-0	0-0-0	2	0	2	1	0	0	10
24 Myers	1-2	0-0	0-0	2-1-3	0	2	0	0	1	0	11
32 Sanders	0-0	0-0	0-0	0-1-1	0	0	0	0	0	0	0
42 Gibson	2-5	0-0	0-0	1-1-2	3	4	0	1	0	1	11
TEAM	8-3-11										
Totals	20-64	4-14	15-24	21-18-39	23	59	8	13	2	5	200

DSU (1-0)	fg	3fg	ft	o-d-t	pf	TP	a	to	blk	s	min
02 WELCHER	2-3	0-0	5-6	1-2-3	0	9	1	2	0	1	29
21 DUBOIS	4-8	0-0	0-0	3-7-10	4	8	0	2	5	0	27
30 NEAL	6-14	0-3	0-0	4-4-8	0	12	1	2	0	2	31
34 DOUSE	4-7	1-1	0-2	0-0-0	1	9	0	2	0	0	17
55 SANDIDGE	1-4	0-0	4-7	3-8-11	4	6	4	1	1	1	29
04 JOHNSON	0-0	0-0	0-0	0-1-1	0	0	0	0	0	0	0
11 BOUIE,Fred	3-9	0-2	3-4	1-1-2	3	9	0	2	0	0	27
20 DAVID	3-3	0-0	2-3	1-1-2	0	8	0	2	0	1	9
32 JOHNSON	0-7	0-3	1-2	0-4-4	1	1	0	0	0	0	14
42 SMITH	1-1	0-0	1-2	2-0-2	0	3	0	1	0	0	6
44 PARKES	3-4	0-0	0-0	5-6-11	4	6	1	3	0	0	11
TEAM	1-0-1										
Totals	27-60	1-9	16-26	21-34-55	17	71	7	20	6	5	200

	1st	2nd	Ot	Ot	Total	FG%	3pFG%	FT%
Wilmington	21	38	--	--	59	31.3	28.6	62.5
Delaware State	33	38	--	--	71	45.0	11.1	61.5

Officials: Victor Montgomery, Keith Fogleman, Matt Myers

The Delaware State men's basketball team used balanced scoring and dominant rebounding to defeat scrappy Wilmington (Del.) University 71-59 in the Hornets' season opener in Memorial Hall Friday evening.

Six DSU players scored at least eight points, led by Marcus Neal's 12. Trevor Welcher, Kris Douse and Fred Bouie tallied nine points each, while Darrian David and Arturo DuBois added 8 apiece. DuBois, a transfer from Manhattan College in New York, also recorded 10 rebounds and a game-high five blocks in his first game with the Hornets. Delaware State's Frisco Sandidge led all players with 11 rebounds and four assists.

The Hornets held a 55-35 rebounding edge. Antonio Sherrod led three Wilmington players in double figures with 18 points. He also led the team with nine rebounds. Kevin Cooper had 14 points, while Dominique Barron added 11 for the Wildcats.

The Hornets were 27-for-60 from the field (45.0%), but just one-for-nine from behind the expanded three-point line. Wilmington hit 20 of 64 shots (31.3%), including four-of-14 from beyond the arc.

<b>2</b>	Cheyney Delaware State DSU suffers 1st home loss of '08-'09	<b>67</b> <b>64</b>
Nov. 15, 2008		
Memorial Hall (1,132)		Dover, Del.

CU (1-0)	fg	3fg	ft	o-d-t	pf	TP	a	to	blk	s	min
22 PETTY	1-1	0-0	0-0	1-1-2	5	2	0	1	1	0	22
30 MCPHERSON	3-7	0-0	0-0	2-2-4	4	6	0	2	0	0	27
32 CURRY	3-5	0-1	1-2	2-2-4	4	7	0	0	0	1	27
04 SMITH	10-18	2-5	6-10	0-9-9	2	28	7	4	0	1	39
11 PRESSBURY	1-4	1-2	5-6	1-0-1	1	8	0	1	0	1	31
01 SANDERS	0-0	0-0	0-0	0-0-0	0	0	0	0	0	0	1
05 TOWNSEND	5-11	5-10	1-3	0-4-4	3	16	1	2	0	0	29
10 NEWTON	0-0	0-0	0-0	0-0-0	0	0	0	0	0	0	1
20 ACOLATSE	0-2	0-0	0-0	0-0-0	1	0	0	0	0	0	6
23 TOWNSEND	0-1	0-0	0-0	1-1-2	2	0	0	1	0	0	15
42 WALTER	0-0	0-0	0-0	0-0-0	0	0	0	0	0	0	2
TEAM	2-3-5										
Totals	23-49	8-18	13-21	9-22-31	22	67	8	12	1	4	200

DSU (1-1)	fg	3fg	ft	o-d-t	pf	TP	a	to	blk	s	min
21 DUBOIS	5-11	0-0	0-0	1-6-7	3	10	5	2	0	0	31
34 DOUSE	2-3	1-1	0-2	1-2-3	2	5	0	2	0	0	12
55 SANDIDGE	3-6	0-1	4-7	1-6-7	3	10	2	2	0	0	36
02 WELCHER	1-3	0-1	0-1	1-1-2	2	2	0	2	0	1	26
30 NEAL	0-6	0-4	2-3	2-1-3	3	2	1	1	0	2	28
04 JOHNSON	0-0	0-0	0-0	0-0-0	0	0	0	0	0	0	0
11 BOUIE	2-7	2-6	1-3	0-2-2	2	7	2	1	0	0	24
32 JOHNSON	7-12	4-8	8-8	3-1-4	2	26	1	1	0	1	32
42 SMITH	0-0	0-0	0-0	0-0-0	0	0	0	0	0	0	2
44 PARKES	1-2	0-0	0-0	2-0-2	0	2	0	2	0	0	6
TEAM	2-2-4										
Totals	21-50	7-21	15-24	13-21-34	17	64	11	14	2	4	200

	1st	2nd	Ot	Ot	Total	FG%	3pFG%	FT%
Cheyney	32	35	--	--	67	46.9	44.4	61.9
Delaware State	26	38	--	--	64	42.0	33.3	62.5

Officials: William Cheek, Clarence Armstrong, Greg Fogleman

Guards Tyrone Smith and Hakeem Townsend combined for 44 points to lead Division II Cheyney to a 67-64 upset of Delaware State in the Hornet Roundball Classic in Memorial Hall Saturday evening.

The Wolves outscored the Hornets 5-1 in the last 90 seconds to hand Delaware State its first loss of the season (1-1).

Smith led all players with 28 points. He was 10-for-18 from the field, including 2-of-5 from three-point territory. Townsend added 16 points, highlighted by five three-point field goals (5-for-10). He put the Wolves ahead for good, 65-63, on a three-pointer with 41 seconds left in the game.

Delaware State pulled to within 65-64 on a free throw by Fred Bouie with 12 seconds left.

Dominique Curry and Townsend each hit free throws in the last four seconds to close out the scoring.

The Hornets had the game's final possession with 0.7 seconds remaining, but the inbounds pass was knocked away by a Cheyney defender as time expired.

Donald Johnson was high scorer for Delaware State with a career-high 26 points. His performance was highlighted by four three-point field goals.

Frisco Sandidge and Arturo DuBois added 10 points and a team-high seven rebounds each for the Hornets.

<b>3</b>	Delaware State Lehigh Hornets begin 8-game road trip	<b>58</b> <b>76</b>
Nov. 17, 2008		
Stabler Arena (930)		Bethlehem, Pa.

DSU (1-2)	fg	3fg	ft	o-d-t	pf	TP	a	to	blk	s	min
44 PARKES	1-3	0-0	0-0	1-1-2	0	2	1	0	0	0	15
55 SANDIDGE	4-8	1-2	5-10	1-6-7	1	14	5	2	2	0	37
02 WELCHER	2-3	0-0	0-0	0-2-2	2	4	6	0	0	1	28
30 NEAL	0-0	0-0	1-2	2-0-2	1	1	1	4	0	1	24
32 JOHNSON	5-13	3-8	3-3	0-4-4	0	16	0	1	0	0	38
11 BOUIE	6-12	3-6	0-2	0-0-0	2	15	2	0	0	2	27
20 DAVID	0-1	0-1	0-1	0-1-1	0	0	0	0	0	0	5
34 DOUSE	1-3	1-1	3-6	0-4-4	4	6	1	1	2	2	21
35 GRADY	0-1	0-0	0-0	0-0-0	0	0	0	0	0	0	5
TEAM	1-0-1										
Totals	19-44	8-18	12-24	5-18-23	10	58	16	8	4	6	200

LU (2-0)	fg	3fg	ft	o-d-t	pf	TP	a	to	blk	s	min
10 Carrington	4-8	0-0	2-2	1-1-2	3	10	2	1	0	0	22
42 Anderson	5-7	3-4	0-0	3-5-8	2	13	1	1	0	0	29
01 Hall	5-10	3-5	3-4	0-4-4	3	16	7	2	0	1	30
15 Keefer	5-9	0-1	0-0	1-5-6	1	10	2	3	0	1	21
32 Buchberger	3-4	0-1	3-5	2-2-4	0	9	1	1	0	1	20
04 Adams	1-2	0-0	0-0	0-1-1	2	2	1	0	1	0	16
05 Small	2-7	1-4	0-0	0-3-3	1	5	7	1	0	0	24
20 Pelullo	0-0	0-0	0-0	0-0-0	0	0	0	0	0	0	1
23 Ojo	2-3	2-3	0-0	0-0-0	1	6	0	0	0	0	13
31 Maneri	1-2	0-0	0-0	1-3-4	2	2	0	0	0	0	11
33 Gourlay	0-0	0-0	0-0	0-0-0	2	0	0	0	0	0	2
35 Szalachowski	1-2	1-2	0-0	0-0-0	2	3	0	0	0	1	9
40 Safstrom	0-0	0-0	0-0	0-1-1	0	0	0	0	0	0	1
44 Hamilton	0-2	0-0	0-0	0-0-0	1	0	0	0	0	0	1
TEAM	3-1-4										
Totals	29-56	10-20	8-11	11-26-37	20	76	21	9	1	4	200

	1st	2nd	Ot	Ot	Total	FG%	3pFG%	FT%
Delaware State	32	26	--	--	58	43.2	44.4	50.0
Lehigh	38	38	--	--	76	51.8	50.0	72.7

Officials: Gene Statore, Bruce Rothwell, Jeff Plunkett

Delaware State's eight-game road swing got off to a rocky start after a 76-58 men's basketball loss to Lehigh at Stabler Arena Monday, Nov. 17.

The Hornets dropped their second straight to fall to 1-2, while the Mountain Hawks are 2-0 for the first time since the 1997-98 season.

Marquis Hall led four Lehigh players in double-figures with 16 points. Phil Anderson added 13 points, while Zahir Carrington and Rob Keefer had 10 each for the Hawks.

Donald Johnson led the Hornets in scoring for the second straight game, tallying 16 points, while freshman Fred Bouie came off the bench to add a career-high 15 points. Johnson and Bouie each had three three-point field goals. Frisco Sandidge scored 14 points and led DSU with seven rebounds.

The Hornets played without starting center Arturo DuBois, who had oral surgery earlier in the day. DuBois was second on the team in scoring (9.0 ppg) and rebounding (8.5 pg) through the first two games.

Lehigh was 29-for-56 from the field (51.8%), including 10-of-20 from three-point territory (50%).

The Hornets were 19-for-44 from the floor (43.2%) and 8-of-18 from beyond the arc (44.4%). Delaware State was 12-for-24 at the free throw line, including just 4-for-14 in the second half.

# 2008-09 DSU Men's Basketball Boxscores

<b>4</b>	Delaware State	<b>42</b>
	Dayton	<b>62</b>
Nov. 19, 2008	Flyers pull away in second half	
UD Arena (11,906)	Dayton, Ohio	

DSU (1-3)	fg	3fg	ft	o-d-t	pf	TP	a	to	blk	s	min
21 DUBOIS	4-11	0-0	1-1	1-7-8	2	9	1	3	4	0	37
55 SANDIDGE	2-9	0-1	2-4	5-2-7	1	6	1	4	1	1	33
11 BOUIE	2-6	1-5	2-2	1-3-4	0	7	0	3	0	0	31
30 NEAL	2-4	0-0	0-0	1-2-3	2	4	4	5	1	1	27
32 JOHNSON	4-7	3-5	0-0	0-4-4	2	11	0	2	1	2	38
00 WILSON	0-0	0-0	0-0	0-0-0	0	0	0	1	0	0	1
02 WELCHER	1-3	1-1	2-2	0-1-1	2	5	2	2	0	0	19
20 DAVID	0-0	0-0	0-0	0-0-0	0	0	0	1	0	0	4
34 DOUSE	0-1	0-1	0-0	0-1-1	0	0	0	2	0	0	4
44 PARKES	0-0	0-0	0-0	0-0-0	0	0	0	1	0	0	6
TEAM	1										
Totals	15-41	5-13	7-9	8-20-28	9	42	8	25	7	4	200

UD (2-0)	fg	3fg	ft	o-d-t	pf	TP	a	to	blk	s	min
15 LITTLE	2-3	0-0	0-0	0-1-1	2	4	0	2	0	1	15
33 WRIGHT	7-14	0-1	4-6	3-4-7	3	18	1	2	1	3	24
41 HUELSMAN	1-3	0-0	2-2	5-2-7	1	4	0	1	0	0	23
01 WARREN	2-4	0-0	0-0	3-1-4	3	4	4	1	0	3	18
32 JOHNSON	1-5	1-2	0-0	0-3-3	0	3	2	0	1	2	14
00 PERRY	1-3	1-3	0-0	0-0-0	0	3	1	0	0	2	13
03 LOWERY	3-8	2-5	1-2	1-0-1	0	9	3	1	0	4	16
04 JOHNSON	3-6	2-3	0-0	3-2-5	2	8	0	0	0	0	13
11 THOMAS	1-4	0-1	2-2	3-0-3	1	4	1	1	0	1	14
22 WILLIAMS	0-1	0-0	0-0	0-2-2	0	0	0	1	0	0	9
23 FABRIZIUS	1-8	1-4	0-0	0-3-3	1	3	1	1	0	0	15
24 HENDRICK	0-0	0-0	0-0	0-0-0	0	0	0	0	0	0	1
30 FOX	0-0	0-0	0-0	0-0-0	0	0	0	0	0	0	1
34 SEARCY	1-4	0-0	0-0	1-1-2	0	2	1	2	0	0	13
53 MELDOMNEY	0-0	0-0	0-0	0-0-0	0	0	0	0	0	0	1
TEAM	3-0-3										
Totals	23-63	7-19	9-12	22-19-41	13	62	14	14	1	15	200

	1st	2nd	Ot	Ot	Total	FG%	3pFG%	FT%
Delaware State	21	21	--	--	42	36.6	38.5	77.8
Dayton	28	34	--	--	62	36.5	36.8	75.0

Officials: Gene Steratore, Glenn Mayborg, Joe Townsell

In a battle of contrasting styles, Delaware State's ball-control offense allowed the Hornets to stay close in the first half, but Dayton's up-tempo style prevailed in the second half in the Flyers' 62-42 victory at UD Arena Wednesday evening.

DSU dropped its third straight game to fall to 1-3 on the season, while Dayton improved to 2-0.

Chris Wright was high scorer for the Flyers with a game-high 18 points. Wright was 7-for-14 from the field, including several dunks that brought the crowd of 11,906 to its feet.

Donald Johnson was the only Delaware State player in double-figures with 11 points. Johnson has led the Hornets in scoring in each of the last three games. Arturo DuBois, who sat out Monday's loss to Lehigh after undergoing oral surgery earlier in the day, added nine points and a game-high eight rebounds.

<b>5</b>	Delaware State	<b>42</b>
	Ohio State	<b>70</b>
Nov. 20, 2008	Hornets go 0-2 in Buckeye State	
St. John Arena (6,388)	Columbus, Ohio	

DSU (1-4)	fg	3fg	ft	o-d-t	pf	TP	a	to	blk	s	min
21 DUBOIS	0-5	0-0	0-0	2-2-4	4	0	0	2	0	0	18
55 SANDIDGE	0-4	0-1	2-2	1-1-2	3	2	1	2	0	0	29
02 WELCHER	1-2	0-1	1-1	2-3-5	1	3	3	3	0	1	29
30 NEAL	5-7	4-6	0-0	1-7-8	3	14	3	3	0	1	39
32 JOHNSON	3-9	1-5	0-0	0-1-1	3	7	1	1	0	0	33
04 JOHNSON	1-2	0-1	0-0	0-0-0	0	2	0	1	0	0	6
11 BOUIE	1-2	1-2	0-0	0-0-0	0	3	0	3	0	0	11
34 DOUSE	4-11	0-1	0-0	1-3-4	2	8	1	1	0	0	32
44 PARKES	1-1	1-1	0-0	0-0-0	1	3	0	0	0	0	3
TEAM	1-1-2 4										
Totals	16-43	7-18	3-3	8-18-26	17	42	9	20	0	2	200

OSU (1-0)	fg	3fg	ft	o-d-t	pf	TP	a	to	blk	s	min
23 Lightly	4-5	1-2	4-5	0-2-2	2	13	3	0	0	2	24
52 Lauderdale	3-3	0-0	1-2	0-1-1	2	7	0	1	7	0	19
02 Simmons	3-6	3-6	1-2	0-2-2	1	10	1	0	0	0	20
21 Turner	3-6	0-0	2-3	0-2-2	0	8	3	2	1	3	24
33 Diebler	3-7	3-6	0-0	0-4-4	0	9	3	0	1	1	28
03 Offutt	0-1	0-1	0-0	0-1-1	0	0	0	2	0	0	8
00 PERRY	0-1	0-1	0-0	0-0-0	0	0	0	0	0	0	3
10 Crater	0-0	0-0	0-0	0-0-0	2	0	1	1	0	1	17
13 Peters	0-0	0-0	0-0	0-0-0	0	0	0	0	0	0	1
15 Madsen	0-1	0-0	3-4	3-1-4	1	3	1	0	0	0	12
32 Mullens	1-2	0-0	5-6	1-2-3	1	7	0	0	1	0	20
34 Titus	0-0	0-0	0-0	0-1-1	0	0	0	0	0	0	1
40 Grycko	0-0	0-0	0-0	0-0-0	0	0	0	0	0	0	1
44 Buford	5-10	1-3	2-2	2-2-4	2	13	2	0	0	1	22
TEAM	0-1-1 1										
Totals	22-42	8-19	18-24	6-19-25	11	70	14	7	10	8	200

	1st	2nd	Ot	Ot	Total	FG%	3pFG%	FT%
Delaware State	22	20	--	--	42	37.2	38.9	100
Ohio State	35	35	--	--	70	52.4	41.2	75.0

Officials: Mike Roberts, Lamont Simpson, Joe Townsell

The Delaware State men's basketball team came up empty in a two-game swing through the Buckeye State after 70-42 loss to Ohio State in St. John's Arena Thursday evening. The contest marked the 2008-08 opener for the Buckeyes, while the Hornets dropped their third in a row to fall to 1-3 on the season.

Delaware State's Ohio swing began with a 62-42 loss at Dayton less than 24 hour earlier.

David Lightly and William Buford led three Ohio State players in double-figures with 13 points each. Jeremie Simmons added 10 points for the Buckeyes. Ohio State blocked 10 DSU shots, including a career-high seven by sophomore Dallas Lauderdale.

Marcus Neal was the only Delaware State player in double-figures with a season-high 14 points. Neal's performance included 4-of-6 shooting from three-point territory. He also led all players with eight rebounds. Chris Douse came off the bench to tally eight points for the Hornets.

Ohio State was 22-of-42 from the field (52.4%), including 8-for-19 from three-point territory (42.1%). The Buckeyes were credited with 14 assists and just seven turnovers.

Delaware State was forced into 37.2% shooting (16-for-43). The Hornets shot better from three-point territory than from inside the arc, hitting 7-of-18 (38.9%) from long range.

Ohio State was 18-for-24 at the free throw line, while the Hornets went to the stripe just three times (3-for-3).

<b>6</b>	Delaware State	<b>42</b>
	Kentucky	<b>71</b>
Nov. 22, 2008	DSU scores 42 in 3rd-straight game	
Rupp Arena (21,594)	Lexington, Ky.	

DSU (1-5)	fg	3fg	ft	o-d-t	pf	TP	a	to	blk	s	min
21 DUBOIS	3-8	0-0	4-6	2-3-5	4	10	2	4	1	1	30
55 SANDIDGE	1-5	0-2	2-2	0-8-8	2	4	0	4	0	2	32
02 WELCHER	3-8	1-2	3-4	1-2-3	2	10	3	1	0	2	40
30 NEAL	2-6	0-2	2-2	1-0-1	2	6	0	4	0	0	28
32 JOHNSON	0-1	0-1	0-0	0-0-0	1	0	0	2	0	0	10
04 JOHNSON	0-2	0-0	0-0	2-0-2	1	0	0	1	0	0	8
11 BOUIE	0-3	0-2	0-0	0-1-1	1	0	0	0	0	0	17
34 DOUSE	3-6	0-0	0-0	0-3-3	1	6	0	4	1	0	18
44 PARKES	1-3	0-0	2-2	1-3-4	1	4	0	0	1	0	12
45 PRICE	0-0	0-0	2-2	0-0-0	0	2	0	0	0	0	5
TEAM	1-3-4 2										
Totals	13-42	1-9	15-18	8-23-31	15	42	5	22	3	5	200

UK (1-2)	fg	3fg	ft	o-d-t	pf	TP	a	to	blk	s	min
13 Porter	3-5	2-4	0-0	0-2-2	4	8	3	0	0	2	16
21 Stevenson	0-2	0-0	4-4	1-3-4	1	4	1	1	1	0	12
22 Harris	2-5	0-1	0-0	0-4-4	2	4	0	1	1	0	26
23 Meeks	8-15	5-8	1-2	0-4-4	2	22	2	3	0	2	37
54 Patterson	4-10	0-0	1-2	1-3-4	3	9	5	3	1	3	38
01 Miller	4-8	1-3	4-4	2-1-3	3	13	4	0	0	1	33
03 Galloway	0-0	0-0	0-0	0-0-0	0	0	0	0	0	0	2
10 Slone	0-0	0-0	0-0	0-0-0	0	0	0	0	0	0	1
12 Krebs	0-0	0-0	0-0	0-1-1	0	0	0	0	0	0	1
15 Stewart	0-0	0-0	0-0	0-0-0	1	0	0	0	0	0	3
34 Liggins	2-4	1-1	0-0	0-2-2	4	5	2	1	1	1	16
55 Harrellson	2-6	0-0	2-2	2-1-3	0	6	0	1	1	0	15
TEAM	2-1-3										
Totals	25-55	9-17	12-14	8-22-30	20	71	17	12	5	9	200

	1st	2nd	Ot	Ot	Total	FG%	3pFG%	FT%
Delaware State	23	19	--	--	42	31.0	11.1	83.3
Kentucky	37	34	--	--	71	45.5	52.9	85.7

Officials: William Humes, Bill Covington Jr., Mark Chafin

The Delaware State men's basketball team felt the wrath of Kentucky's 0-2 start, falling to the Wildcats 71-42 in the opening game of the Findlay Toyota Las Vegas Invitational before 21,594 fans at Rupp Arena Saturday afternoon.

Kentucky won for the first time in three games, while the Hornets dropped their fifth straight to fall to 1-5 on the season.

Jodie Meeks led the Wildcats with a game-high 22 points. His performance included 5-of-8 shooting from three-point territory. Meeks was averaging 29 points-per-game entering the contest. Darius Miller added 13 points, while Patrick Patterson had nine points and led all players with five assists for Kentucky.

Arturo Dubois and Trevor Welcher were high scorers for the Hornets with 10 points each. Welcher also had a team-high three assists. Delaware State's Frisco Sandridge led all players with eight rebounds.

Kentucky was 25-for-55 from the field (45.5%), including 9-of-17 from three-point territory (52.9%). The Wildcats had 17 assists on their 25 field goals.

Delaware State hit just 13-of-42 shots from the floor (31%), including one-for-nine from beyond the arc (11.1%). Kentucky's pressure defense forced the Hornets into 22 turnovers.

# 2008-09 DSU Men's Basketball Boxscores

<b>7</b>	Delaware State <span style="float: right;">42</span> West Virginia <span style="float: right;">76</span> Hornets fall behind 50-16 at half
Nov. 25, 2008	
Charleston Civic Center (10,434) Charleston, W.Va.	

DSU (1-6)	fg	3fg	ft	o-d-t	pf	TP	a	to	blk	s	min	
21 DUBOIS	6-9	0-0	1-1	2-4	6	5	13	2	5	2	0	30
55 SANDIDGE	5-8	0-2	4-4	2-2	4	2	14	1	4	0	1	39
02 WELCHER	3-7	0-3	0-0	1-2	3	3	6	1	4	0	1	38
30 NEAL	1-5	1-1	1-2	1-3	4	3	4	1	4	0	0	35
32 JOHNSON	2-8	1-4	0-0	1-2	3	5	3	0	0	2	32	
04 JOHNSON	0-2	0-0	0-0	1-1	2	1	0	0	1	0	0	7
34 DOUSE	0-4	0-0	0-0	0-2	2	1	0	0	4	0	0	16
45 PRICE	0-0	0-0	0-0	0-0	0	0	0	0	0	0	0	3
TEAM				2-1	3							1
Totals	17-43	2-10	6-7	10-17	27	18	42	8	23	2	4	200

WVU (3-0)	fg	3fg	ft	o-d-t	pf	TP	a	to	blk	s	min	
01 BUTLER	5-13	0-2	2-3	3-4	7	1	12	5	1	0	1	30
03 EBANKS	3-4	2-3	0-0	1-3	4	0	8	0	0	0	1	17
35 SMITH	0-2	0-1	0-0	0-2	2	0	3	0	0	0	1	18
21 MAZZULLA	1-3	0-2	2-2	1-1	4	4	3	2	0	0	0	15
22 RUOFF	8-13	7-12	2-2	0-1	1	2	25	0	1	1	4	36
02 THOROUGHMAN	0-0	0-0	0-0	1-0	1	0	0	0	0	0	0	3
04 WEST	0-2	0-1	0-0	0-0	0	0	0	0	0	0	0	5
05 JONES	4-6	0-0	3-4	2-2	4	2	11	1	0	1	2	16
24 THOMAS	0-0	0-0	0-0	0-0	0	0	0	0	0	0	0	3
25 BRYANT	1-3	1-2	7-8	1-1	2	1	10	5	2	0	0	24
33 PAYNE	0-0	0-0	2-2	0-0	0	2	0	0	0	0	0	4
41 FLOWERS	2-3	0-1	0-2	3-2	5	0	4	1	1	0	1	22
45 PROBY	0-2	0-2	0-0	0-0	2	0	1	0	1	0	1	7
TEAM												1
Totals	24-51	10-26	18-23	12-16	28	14	76	20	8	3	10	200

	1st	2nd	Ot	Ot	Total	FG%	3pFG%	FT%
Delaware State	16	26	--	--	42	39.5	20.0	85.7
West Virginia	50	26	--	--	76	47.1	38.5	78.3

Officials: George Harry, Darrius Stone, Andrew Maira

In front of a crowd of 10,434, the Delaware State Men's Basketball Team fell to the West Virginia Mountaineers, 76-42, at the Charleston Civic Center. Trailing 50-16 at halftime, DSU held West Virginia to just 34.8 (8-of-23) percent shooting and 26 points during the second half.

The Hornets were led by Frisco Sandidge, who had 14 points and four rebounds in 39 minutes of action. Sandidge shot 5-of-8 (62.5 percent) from the field while tying his season high in points. Forward Arturo Dubois led all DSU players with six boards and set a career-high (at Delaware State) in points (13) before fouling out with 2:29 left in the game.

West Virginia was led by Alex Ruoff, who scored a game-high 25 points on 8-of-13 (61.6 percent) shooting. The WVU guard converted 7-of-12 (58.3 percent) shots from behind the 3-point line, including 6-of-9 (66.7 percent) for 22 points in the first half. Also scoring in double-figures for the Mountaineers were Da'Sean Butler (12 points), Kevin Jones (11 points) and Will Thomas (10 points). Butler grabbed seven rebounds to lead WVU.

For the game, DSU shot 39.5 percent (17-of-43) from the field and 20.0 percent (2-of-10) from behind the arc. West Virginia finished the game shooting 47.1 percent (24-of-51) from the field and 38.5 percent (10-of-26) from 3-point range.

The Hornets visited the free throw line seven times (six made) to the Mountaineer's 23 appearances (18 made) at the charity stripe.

The loss marked the sixth straight for the Hornets and the fourth-straight game in which the team had scored 42 points.

<b>8</b>	Oakland <span style="float: right;">75</span> Delaware State <span style="float: right;">70</span> DSU notches season-best 11 3-ptrs
Nov. 28, 2008	
Orleans Arena (2,067) Las Vegas, Nev.	

OU (2-4)	fg	3fg	ft	o-d-t	pf	TP	a	to	blk	s	min	
04 HUDSON	2-3	0-0	0-0	1-1	2	4	2	3	0	0	20	
12 SAMUELS	2-4	0-1	0-0	1-2	3	2	4	3	2	0	0	18
23 JONES	3-8	1-2	3-3	1-3	4	3	10	3	3	0	1	40
31 MAYNARD	7-13	3-7	4-6	1-2	3	1	21	1	4	0	2	39
34 BENSON	6-8	0-0	3-6	2-4	6	3	15	0	2	0	0	33
20 MILUTINOVIC	0-0	0-0	0-0	0-0	0	0	0	0	1	0	0	2
22 CUSHINGBERRY	3-6	3-5	2-2	1-2	3	0	11	1	1	0	1	25
44 THAMES	0-0	0-0	0-0	0-1	1	0	0	0	0	0	0	0
45 WATERSTRADT	4-5	0-0	2-2	3-5	8	2	10	0	2	0	0	23
Totals	27-47	7-15	14-19	10-20	30	13	75	10	18	0	4	200

DSU (1-7)	fg	3fg	ft	o-d-t	pf	TP	a	to	blk	s	min	
01 WELCHER	2-6	0-2	0-0	0-2	2	0	4	1	1	1	1	23
21 DUBOIS	4-11	0-0	2-2	5-1	6	4	10	0	4	0	0	27
30 NEAL	4-6	4-6	0-0	1-2	3	4	12	3	4	0	0	31
32 JOHNSON	5-10	4-6	0-0	0-0	2	14	1	0	0	0	0	21
55 SANDIDGE	5-9	1-3	1-4	2-6	8	2	12	2	1	1	2	35
04 JOHNSON	0-0	0-0	0-0	0-1	1	0	0	2	2	0	0	6
11 BOUIE	4-7	2-4	4-4	2-1	3	14	5	0	0	1	28	
34 DOUSE	1-1	0-0	0-0	0-0	2	2	2	0	2	0	0	13
44 PARKES	1-3	0-1	0-0	0-0	0	2	1	0	0	0	0	16
Totals	26-53	11-22	7-10	10-13	23	15	70	15	14	2	4	200

	1st	2nd	Ot	Ot	Total	FG%	3pFG%	FT%
Oakland	33	42	--	--	75	57.4	46.7	73.7
Delaware State	42	28	--	--	70	49.1	50.0	70.0

Officials: N/A

Despite draining a season-high 11 3-pointers and having five Hornets score in double-digit figures, the Delaware State Hornets (1-7) fell to the Oakland Golden Grizzlies (2-4), 75-70, at the Orleans Arena on Friday, November 28.

The Hornets shot just under 50.0 percent for the game (49.1 percent on 26-of-53 shooting) and 50.0 percent (11-of-22) from behind the arc. Leading the way for Delaware State were Donald Johnson and Fred Bouie, who both registered 14 points on the afternoon. Johnson shot 5-of-10 (50.0 percent) from the floor, including 4-of-6 from downtown. Bouie came off the bench to convert 4-of-7 from the field and record a career-high five assists. Arturo Dubois, Marcus Neal and Frisco Sandidge also scored in double-digit figures for DSU. Dubois scored 10 points, shooting 4-of-11 and grabbed six rebounds versus the Golden Grizzlies. Neal, who tied a career high in 3-point shots made, notched 12 points and three assists on the afternoon. Sandidge, who led DSU with eight rebounds, tallied 12 points on 5-of-9 shooting.

The Golden Grizzlies were led by Drew Maynard, who notched 21 points, converting 7-of-13 from the field. Keith Benson finished the afternoon with 15 points and recorded six boards versus the Hornets. Center Dan Waterstradt led Oakland with eight rebounds and registered 10 points in 23 minutes of action. The Golden Grizzlies shot 57.4 percent (27-of-47) from the floor and 73.7 percent (14-of-19) from the charity stripe.

<b>9</b>	Delaware State <span style="float: right;">65</span> Longwood <span style="float: right;">69</span> DSU drops its eighth straight
Nov. 29, 2008	
Orleans Arena (300) Las Vegas, Nev.	

DSU (1-8)	fg	3fg	ft	o-d-t	pf	TP	a	to	blk	s	min	
02 WELCHER	0-5	0-1	3-6	2-1	3	2	2	0	1	2	27	
21 DUBOIS	5-10	0-0	3-6	8-13	21	5	13	2	4	4	1	35
30 NEAL	3-11	0-3	0-0	3-2	5	2	6	0	3	0	0	28
32 JOHNSON	6-12	3-7	0-0	1-2	3	0	15	0	3	2	1	34
55 SANDIDGE	7-11	0-2	7-7	2-5	7	1	21	0	3	3	0	30
00 WILSON	0-0	0-0	0-0	0-0	0	0	0	0	0	0	0	3
04 JOHNSON	0-0	0-0	0-0	0-0	2	0	0	0	0	0	0	3
11 BOUIE	2-7	1-4	0-0	0-0	5	2	3	0	0	0	0	26
34 DOUSE	1-1	0-0	0-0	0-2	2	0	2	0	0	0	0	7
44 PARKES	0-0	0-0	0-0	0-0	1	0	0	2	0	0	0	4
45 PRICE	0-0	0-0	0-0	0-0	0	0	0	0	0	0	0	3
Totals	24-57	4-17	13-19	16-25	41	19	65	7	17	9	3	200

LU (4-4)	fg	3fg	ft	o-d-t	pf	TP	a	to	blk	s	min	
04 Carter	4-6	0-0	0-0	4-5	9	1	8	0	0	0	0	18
22 Smith	8-12	0-0	2-5	5-3	8	5	18	4	0	0	2	33
23 Bogan	3-8	1-3	2-3	2-0	2	3	9	1	4	0	0	36
24 Swecker	3-10	1-6	3-4	2-0	2	10	5	0	0	0	0	31
25 Neil	2-10	1-5	1-3	0-0	1	6	1	0	0	0	0	27
01 Dawson	0-2	0-0	0-0	0-3	2	0	0	0	3	0	0	13
05 Washington	1-6	1-5	0-0	0-1	1	0	3	2	0	0	2	13
12 Robinson Jr.	6-10	0-1	3-4	3-4	7	2	15	0	3	0	1	20
31 Ryan	0-0	0-0	0-0	0-0	3	0	0	1	0	0	0	5
42 Evans	0-0	0-0	0-0	1-2	3	1	0	0	0	0	0	4
TEAM				0-1	1							0
Totals	27-64	4-20	11-19	17-19	36	19	69	13	11	0	5	200

	1st	2nd	Ot	Ot	Total	FG%	3pFG%	FT%
Delaware State	29	36	--	--	65	42.1	23.5	68.4
Longwood	37	32	--	--	69	42.2	20.0	57.9

Officials: Hughes Suffren, Matt Tackett, Donn Berdahl

Led by Arturo Dubois' career-high 21 rebounds and Frisco Sandidge's career-high 21 points, the Delaware State Men's Basketball Team (1-8) dropped its contest with the Longwood Lancers (4-4), 69-65, on Saturday, November 29 during the final day of the Las Vegas Invitational.

Dubois, who registered his first double-double of the season, scored 13 points along with his 21 boards, while blocking four shots. The 6-foot-7 forward converted 5-of-10 shooting from the floor and 3-of-6 from the free-throw line. Sandidge shot 7-of-11 from the floor and a perfect 7-of-7 from the charity stripe to register his first-career, 20-point game. Sandidge also grabbed seven boards in 30 minutes of action. Guard Donald Johnson recorded 15 points on 6-of-12 shooting (3-of-7 from behind the 3-point arc).

The Lancers were led by Dana Smith, who tallied 18 points and eight rebounds on the afternoon. Smith converted 8-of-12 shooting from the floor. Also leading the way for Longwood were Billy Robinson, Jr., and Kevin Swecker, both of which scored in double-digit figures versus the Hornets. Robinson, Jr., notched 15 points and seven rebounds in 20 minutes played. Swecker registered 10 points, shooting 3-of-10 from the field and 3-of-4 from the free-throw line. Antwan Carter recorded a team high nine rebounds on Saturday.

For the game, the Hornets shot 42.1 percent on 24-of-57 shooting and out-rebounded the Lancers 41-36. Unable to carry over the success from behind the 3-point line from the previous night, DSU struggled converting just 23.5 percent (4-of-17) from "downtown".

# 2008-09 DSU Men's Basketball Boxscores

10	Delaware State	49
Dec. 1, 2008	Connecticut	79
Johnson drains 6 treys versus UConn		
Gampel Pavilion (9,734)		Storrs, Conn.

DSU (1-9)	fg	3fg	ft	o-d-t	pf	TP	a	to	blk	s	min
44 PARKES	0-1	0-1	0-0	0-1-1	0	0	1	3	0	0	8
55 SANDIDGE	3-11	0-4	0-0	3-6-9	5	6	1	1	0	0	23
02 WELCHER	1-2	0-0	0-0	1-0-1	1	2	4	3	0	1	31
30 NEAL	2-12	0-5	0-0	2-1-3	3	4	0	1	0	1	28
32 JOHNSON	9-16	6-11	1-2	4-1-5	3	25	0	1	1	0	40
04 JOHNSON	2-6	0-2	1-1	0-2-2	2	5	0	0	0	1	14
11 BOUIE	1-6	1-5	0-0	1-1-2	0	3	3	3	0	3	24
34 DOUSE	2-6	0-1	0-2	0-2-2	4	4	0	1	1	0	19
35 GRADY	0-1	0-0	0-0	1-0-1	0	0	0	0	0	0	3
42 SMITH	0-2	0-0	0-0	1-3-4	1	0	0	1	1	0	8
45 PRICE	0-1	0-0	0-0	0-0-0	0	0	0	0	0	0	2
TEAM				2-2-4							
Totals	20-64	7-29	2-5	15-19-34	19	49	9	14	3	6	200

UConn (7-0)	fg	3fg	ft	o-d-t	pf	TP	a	to	blk	s	min
04 ADRIEN	3-7	0-0	6-8	2-4-6	1	12	3	2	0	0	25
34 THABEET	4-6	0-0	2-2	4-13-17	0	10	0	1	4	1	31
11 DYSON	5-10	1-4	4-4	0-4-4	2	15	2	2	0	0	29
12 PRICE	1-8	1-4	0-0	1-1-2	1	3	5	1	0	1	30
24 AUSTRIE	1-6	1-2	4-4	0-0-0	0	7	2	0	0	2	19
02 BEVERLY	0-0	0-0	0-0	0-2-2	0	0	2	0	0	0	7
10 BIRD	0-1	0-1	0-0	0-0-0	1	0	0	1	0	0	1
15 WALKER	3-4	1-1	2-2	0-4-4	0	9	4	2	0	2	30
30 HARALSON	2-2	2-2	0-0	0-0-0	1	6	0	0	0	0	4
33 EDWARDS	7-9	0-0	3-5	2-0-2	0	17	1	1	1	1	16
35 OKWANDU	0-0	0-0	0-0	0-0-0	2	0	2	0	1	0	7
45 LINDNER	0-0	0-0	0-0	0-1-1	1	0	0	0	0	0	1
TEAM				1-1-2							
Totals	26-53	6-14	21-25	10-30-40	9	79	21	10	6	7	200

	1st	2nd	Ot	Ot	Total	FG%	3pFG%	FT%
Delaware State	18	31	--	--	49	31.3	24.1	40.0
Connecticut	44	35	--	--	79	49.1	42.9	84.0

Officials: Jeff Clark, Paul Faia, Bernard Clinton

Senior Donald Johnson scored a game-high 25 points, tying a career-best six 3-point shots as the Delaware State Men's Basketball Team (1-9) fell to the No.2-ranked Connecticut Huskies (7-0), 79-49, at Gampel Pavilion on Monday, December 1.

Johnson stole the show, shooting 6-of-11 (54.5 percent) from 3-point land and 9-of-16 (.562) from the floor.

Johnson scored 16 of his 25 total points in the first half, accounting for all but two points of the team's score heading into halftime. The senior guard played in all 40 minutes of the game and tallied just as many 3-point baskets as the entire UConn team. Johnson also finished the night with five rebounds and one blocked shot. Leading the team in rebounding was Frisco Sandidge, who grabbed nine boards in 23 minutes of action. Sandidge recorded six points on 3-of-11 shooting (27.2 percent) for fouling out. Fred Bouie came off the bench to lead the Hornets with three assists and three steals.

DSU finished the evening shooting 31.3 percent (20-of-64) from the field while attempting a season-high 29 treys. The Hornets were out-rebounded 40-34 by the Huskies despite Delaware State's edge on the offensive boards (15-10).

UConn made 26-of-53 shots (49.1 percent) from the floor and forced DSU to commit 14 turnovers. The Huskies held Delaware State to just 22.6 percent shooting from the field during the first half to take a 44-18 lead after the first 20 minutes.

The Huskies were led by Gavin Edwards, who notched 17 points on 7-of-9 shooting (77.8 percent). Center Hasheem Thabeet registered a double-double, grabbing 17 rebounds and scoring 10 points. The 7-foot-3 Thabeet also registered four blocked shots. Jeff Adrien (12 points) and Jerome Dyson (15 points) rounded out the double-digit scoring for UConn.

11	UMES	48
Dec. 4, 2008	Delaware State	59
DSU wins conference opener		
Memorial Hall (1,353)		Dover, Del.

UMES (0-5, 0-1)	fg	3fg	ft	o-d-t	pf	TP	a	to	blk	s	min
01 MAYES	3-9	1-4	0-2	3-4-7	5	7	2	1	0	1	39
32 HINES	4-6	0-0	2-2	0-3-3	4	10	0	3	0	2	35
34 PITT	2-6	1-2	3-4	3-2-5	5	8	0	2	0	0	25
03 DAVIS	3-10	2-4	7-9	0-2-2	3	15	3	1	0	0	36
25 BOYER	0-3	0-1	0-0	1-0-1	3	0	2	0	0	0	26
04 POPOVIC	0-1	0-0	0-0	0-2-2	2	0	0	0	1	0	7
05 OBETOH	4-11	0-0	0-2	4-0-4	0	8	1	1	0	0	15
23 RANDALL	0-0	0-0	0-0	0-0-0	0	0	0	0	0	0	1
33 CONNER	0-3	0-3	0-0	1-0-1	0	0	0	1	0	0	15
41 LEE	0-1	0-1	0-0	0-0-0	0	0	0	0	0	0	1
TEAM				5-0-5							
Totals	16-50	4-15	12-19	17-13-30	22	48	8	9	1	3	200

DSU (2-9, 1-0)	fg	3fg	ft	o-d-t	pf	TP	a	to	blk	s	min
21 DUBOIS	5-8	0-0	1-4	2-6-8	4	11	2	4	3	0	23
55 SANDIDGE	7-8	0-0	6-9	6-2-8	3	20	1	5	2	2	35
02 WELCHER	2-3	1-2	1-2	0-2-2	3	6	1	0	0	1	32
30 NEAL	5-10	4-7	4-7	5-3-8	2	18	1	2	0	0	39
32 JOHNSON	1-6	0-5	0-0	0-2-2	4	2	1	1	1	1	29
00 WILSON	0-0	0-0	0-0	0-0-0	1	0	0	0	0	0	1
04 JOHNSON	0-1	0-1	0-0	1-1-2	0	0	0	0	0	0	3
11 BOUIE	1-7	0-4	0-0	0-0-0	0	2	0	1	0	1	18
34 DOUSE	0-1	0-1	0-0	1-1-2	1	0	0	1	0	0	14
42 SMITH	0-0	0-0	0-0	0-0-0	0	0	0	0	0	0	0+
44 PARKES	0-0	0-0	0-0	1-0-1	0	0	0	0	0	0	6
TEAM				1-4-5							
Totals	21-44	5-20	12-22	17-21-38	18	59	6	14	6	5	200

	1st	2nd	Ot	Ot	Total	FG%	3pFG%	FT%
UMES	19	29	--	--	48	32.0	26.7	63.2
Delaware State	25	34	--	--	59	47.7	25.0	54.5

Officials: Duke Edsall, Wayne Gladden, Donnie Gray

Frisco Sandidge scored 20 points, while Marcus Neal notched a career-high 18 points to guide the Delaware State Men's Basketball Team (2-9, 1-0 MEAC) to a 59-48 victory over the UMES Hawks (0-5, 0-1 MEAC) at Memorial Hall on Thursday, Dec. 4.

The win comes in the team's first home game in nearly a month, following a 17-day, eight-game road trip in which the Hornets faced some of the toughest competition in the nation.

The Hornets finished the game shooting 47.7 percent (21-of-44) from field, while holding UMES to 32.0 percent (16-of-50) from the floor. DSU held a 38-30 edge in the rebound category, scoring 22 second-chance points on 17 offensive rebounds. Neither team found much success from behind the 3-point line as DSU shot 25.0 percent (5-of-20) and UMES converted just 26.7 percent (4-of-15) from "downtown".

Sandidge, who led all scorers with 20 points, shot 7-of-8 (87.5 percent) from the field and was 6-of-9 (66.7 percent) from the free-throw line. The 20-point total was the second highest of Sandidge's career, who tallied 21 during DSU's 69-65 loss to Longwood (11/29). The 6-foot-6 forward also grabbed eight boards and blocked two shots. Neal, who was deadly from 3-point land in the first half, registered his career-best point total on 5-of-10 (50.0 percent) shooting, including 4-of-7 from behind the 3-point arc. Neal also grabbed eight rebounds, tying his career-high in boards (two other times this season). Arturo Dubois chipped in 11 points on 5-of-8 (62.5 percent) shooting, registering eight rebounds and blocking a game-high three shots.

12	Delaware State	66
Dec. 6, 2008	Richmond	76
Three players score in double figures		
Robins Center (3,138)		Richmond, Va.

DSU (2-10)	fg	3fg	ft	o-d-t	pf	TP	a	to	blk	s	min
21 DUBOIS	6-15	0-0	3-7	7-3-10	4	15	3	5	3	1	34
55 SANDIDGE	8-16	0-0	4-6	5-7-12	3	20	1	5	0	1	31
02 WELCHER	1-1	0-0	0-0	0-0-0	0	2	0	3	0	1	26
30 NEAL	2-5	0-1	0-0	2-1-3	3	4	3	4	0	3	39
32 JOHNSON	7-12	3-7	0-0	1-0-1	1	17	2	3	0	1	35
11 BOUIE	0-0	0-0	0-0	0-0-0	0	0	1	0	0	0	8
34 DOUSE	2-6	0-0	2-4	1-5-6	3	6	3	1	0	1	24
44 PARKES	1-1	0-0	0-0	0-0-0	1	2	0	0	0	0	3
TEAM				2-4-6							
Totals	27-56	3-8	9-17	18-20-38	15	66	13	21	3	8	200

UR (5-3)	fg	3fg	ft	o-d-t	pf	TP	a	to	blk	s	min
12 SMITH	1-3	0-1	1-2	1-3-4	2	3	4	1	0	3	35
32 HARPER	1-3	0-1	1-1	2-2-4	2	3	0	1	1	1	12
04 GIDDINGS	6-9	0-1	2-3	1-4-5	3	14	1	3	1	1	26
05 GONZALEZ	9-16	2-5	0-0	0-2-2	2	20	1	2	0	4	35
14 ANDERSON	6-11	2-5	5-8	2-1-3	2	19	4	1	0	2	38
11 DUINKER	4-8	1-1	0-0	3-3-6	3	9	3	2	0	0	18
15 MARTEL	2-3	2-2	2-2	0-0-0	2	8	0	0	0	0	7
21 HOVDE	0-0	0-0	0-0	0-0-0	0	0	0	0	0	0	5
31 SMITH	0-1	0-0	0-0	0-1-1	1	0	0	0	0	0	2
44 BUTLER	0-4	0-4	0-0	1-0-1	2	0	2	2	1	1	22
TEAM				1-0-1							
Totals	29-58	7-20	11-16	11-16-27	19	76	15	12	3	12	200

	1st	2nd	Ot	Ot	Total	FG%	3pFG%	FT%
Delaware State	22	44	--	--	66	48.2	37.5	52.9
Richmond	35	41	--	--	76	50.0	35.0	68.8

Officials: John Gwynn, Jeff Janosik, Anderson Jeffrey

Double-doubles by Arturo Dubois and Frisco Sandidge were not enough as the Delaware State Hornets (2-10, 1-0 MEAC) fell to the Richmond Spiders (5-3), 76-66, at the Robins Center on Thursday, Dec. 6. Dubois (15 pts., 10 reb.) and Sandidge (20 pts., 12 reb.) were joined in double-digit scoring by Donald Johnson, who has 17 points.

After falling behind by as many as 16 points, DSU battled back to come within two points of the Spiders with 3:27 left in the game. However, missed opportunities at the free-throw line and costly turnovers were the difference as the Hornets suffered their 10th loss of the season.

Sandidge's 20 points led all Hornets and his 12 boards were good enough for a game-high. The Lynchburg, Va., native shot 8-of-16 from the floor and 4-of-6 from the free-throw line to record his third 20-point outing in the team's last four games. Dubois shot 6-of-15 from the floor and 3-of-7 from the charity stripe to register his four-straight double-digit scoring performance. A product of Harlem, N.Y., Dubois grabbed 10 boards to record his second double-double of the season. He also tallied three blocks. Johnson poured in 17 points on 7-of-12 shooting (3-of-7 from behind the arc).

For the game, Delaware State shot 48.2 percent (27-of-56) from the field and 3-of-8 (37.5 percent) from 3-point land. The Hornets struggled from the free-throw line, shooting just 52.9 percent (9-of-17). The Hornets, averaging nearly 18 turnovers-per-game entering tonight's contest, committed 21 turnovers, which Richmond scored 36 points off of. DSU out-rebounded the Spiders, 38-27, and scored 16 points off of 12 Richmond turnovers.

The Spiders shot 50.0 percent (29-of-58) from the floor and 35.0 percent (7-of-20) from behind the arc. The Spiders were led by David Gonzalez, who registered 20 points on 9-of-16 shooting. Also scoring in double-figures were Jarhon Giddings (14 pts.) and Kevin Anderson (19 pts.). Leading all Spiders in rebounds was Josh Duinker, who had six.

# 2008-09 DSU Men's Basketball Boxscores

13	Delaware State Maryland	58 86
Dec. 12, 2008	Hornets held to 35.6 % shooting	
Comcast Center (17,014)	College Park, Md.	

DSU (2-11)	fg	3fg	ft	o-d-t	pf	TP	a	to	blk	s	min
21 DUBOIS	6-11	0-0	0-0	4-4-8	4	12	1	2	1	2	31
55 SANDIDGE	1-4	0-0	1-1	3-5-8	2	3	0	4	2	1	23
02 WELCHER	1-5	1-3	0-0	1-2-3	2	3	4	1	0	3	27
30 NEAL	1-6	0-3	4-4	0-1-1	1	6	3	3	0	0	30
32 JOHNSON	4-16	1-6	1-1	1-2-3	1	10	0	1	0	0	35
11 BOUIE	1-6	1-3	0-0	0-1-1	0	3	2	0	0	0	17
34 DOUSE	5-7	1-1	3-4	1-1-2	4	14	1	3	1	0	22
42 SMITH	2-3	0-0	3-4	1-0-1	2	7	0	1	0	1	11
44 PARKES	0-0	0-0	0-0	0-0-0	0	0	0	0	0	0	2
45 PRICE	0-1	0-0	0-0	0-1-1	0	0	0	0	0	0	2
TEAM				2-0-2							1
Totals	21-59	4-16	12-14	13-17-30	16	58	11	16	4	7	200

UM (7-2)	fg	3fg	ft	o-d-t	pf	TP	a	to	blk	s	min
01 Milbourne	9-12	0-1	5-5	4-3-7	2	23	0	1	1	1	27
35 Nea	1-2	0-1	0-0	1-2-3	0	2	4	0	0	2	20
05 Hayes	4-10	3-6	1-2	0-2-2	2	12	0	4	0	2	26
21 Vasquez	5-10	2-6	4-4	0-8-8	0	16	7	1	0	0	34
22 Bowie	4-7	1-3	3-4	1-2-3	1	12	4	0	0	1	24
04 Dupree	0-1	0-0	0-0	0-1-1	1	0	0	0	0	1	11
11 Kim	1-4	0-2	0-0	1-3-4	1	2	0	2	0	0	6
14 Mosley	1-5	0-1	2-2	1-1-2	3	4	1	1	0	0	16
24 Tucker	3-5	0-0	1-2	3-2-5	2	7	6	1	0	2	19
33 Gregory	3-4	0-0	2-4	1-2-3	3	8	1	2	3	0	17
TEAM				2-1-3							
Totals	31-60	6-20	18-23	14-27-41	15	86	23	11	4	9	200

	1st	2nd	Ot	Ot	Total	FG%	3pFG%	FT%
Delaware State	21	37	--	--	58	35.6	25.0	85.7
Maryland	40	46	--	--	86	51.7	30.0	78.3

Officials: Les Jones, Bryan Kersey, Steve Coleman

Maryland's Landon Milbourne scored 23 points to lead the Terrapins (7-2) to an 86-58 win over the Delaware State Men's Basketball Team (2-11) at the Comcast Center on Friday, December 12. The Hornets committed 16 turnovers and shot 35.6 percent (21-of-59) from the floor en route to the team's second-straight loss.

Led by Kris Douse, who registered 14 points on 5-of-7 shooting, the Hornets were held to under 40.0 percent from the field for the first time in three games. Shooting 4-of-16 (25.0 percent) from behind the arc, DSU improved its consecutive games with a 3-pointer streak to over 421 games. Douse's 14 points were a career-high for the Brampton, Ontario, native. Arturo Dubois recorded double-digit scoring in seventh-straight game, notching 12 points on 6-of-11 shooting from the floor. The Harlem, N.Y., native also grabbed eight rebounds. Senior Donald Johnson poured in 10 points, converting 4-of-16 shots versus the Terrapins.

Maryland finished the night shooting 51.7 percent (31-of-60) from the floor and became the first team to score more than 80 points versus the Delaware State this season. Milbourne led all scorers with 23 points, shooting 9-of-12 on the evening. He also registered seven rebounds. Three other Terrapins tallied scoring figures in double-digits - Adrian Bowie (12 pts.), Greivis Vasquez (16 pts.) and Eric Hayes (12 pts.). Vasquez also notched seven assists and recorded eight rebounds.

Maryland out-rebounded the Hornets 41-30 (27-17 in defensive boards). DSU's 16 turnovers resulted in 22 Terrapin points.

14	Delaware State Rutgers	55 60
Dec. 14, 2008	DSU pulls within two with 00:54 remaining	
The RAC (2,967)	Piscataway, N.J.	

DSU (2-12)	fg	3fg	ft	o-d-t	pf	TP	a	to	blk	s	min
21 DUBOIS	7-18	0-0	1-2	5-9-14	4	15	2	1	1	0	28
55 SANDIDGE	5-12	1-2	0-2	3-4-7	5	11	0	3	2	1	31
02 WELCHER	1-2	0-1	3-4	0-0-0	3	5	2	3	0	2	25
30 NEAL	2-7	0-2	2-2	3-1-4	4	6	2	2	0	0	31
32 JOHNSON	2-6	1-3	0-0	0-4-4	0	5	0	2	0	1	31
04 JOHNSON	2-2	1-1	0-0	0-0-0	2	5	0	0	0	1	14
11 BOUIE	1-3	0-0	2-3	0-1-1	1	4	0	1	1	1	14
34 DOUSE	1-3	0-1	2-4	1-1-2	3	4	1	0	0	0	22
42 SMITH	0-0	0-0	0-0	0-0-0	1	0	0	0	0	0	2
44 PARKES	0-2	0-0	0-0	0-1-1	0	0	0	0	0	0	2
TEAM				0-1-1							1
Totals	21-55	3-10	10-17	12-22-34	23	55	7	13	4	6	200

RU (7-3)	fg	3fg	ft	o-d-t	pf	TP	a	to	blk	s	min
00 ECHENIQUE	0-2	0-0	0-0	0-6-6	2	0	1	1	2	0	17
05 NDIAYE	3-3	0-0	2-2	1-5-6	2	8	0	1	2	1	29
03 ROSARIO	3-10	0-5	9-10	0-0-0	1	15	0	2	0	0	28
11 PETTIS	0-1	0-1	0-0	1-0-1	2	0	0	1	0	1	16
31 COBURN	0-2	0-1	3-4	0-4-4	1	3	2	1	0	0	19
01 CHANDLER	3-10	1-2	5-6	1-5-6	3	12	2	4	0	2	24
02 FARMER	6-7	1-2	4-5	0-3-3	1	17	3	1	0	2	30
15 INMAN	0-6	0-0	5-8	2-3-5	3	5	0	2	1	0	31
32 GRIFFIN	0-1	0-0	0-0	0-0-0	1	0	0	0	0	0	6
TEAM				3-1-4							
Totals	15-42	2-11	28-35	8-27-35	16	60	8	13	5	6	200

	1st	2nd	Ot	Ot	Total	FG%	3pFG%	FT%
Delaware State	27	28	55	--	--	38.2	30.0	58.8
Rutgers	27	33	60	--	--	35.7	18.2	80.0

Officials: Tim Higgins, Ray Perone, Tony Crisp

Trailing by as many as 17 points late in the second half, DSU battled back to pull within two points. However, out-scoring the Hornets 5-2 in the final 50 seconds, the Rutgers Scarlet Knights (7-3) held on for a 60-55 win over Delaware State (2-12) on Sunday, Dec. 14 at the RAC in Piscataway, N.J.

A 23-6 run during the first 12 minutes of the second half coupled with a 28-of-35 performance for the free-throw line by Rutgers resulted in a five-point loss for Delaware State. Despite a 20-5 run to cut the Scarlet Knight lead to 55-53 with under a minute to play in the game, DSU could not pull out its first road victory of the season.

The Hornets were led by Arturo Dubois who notched his third double-double of the year, scoring 15 points and grabbing 14 boards. Dubois registered double-digit scoring in his eighth-straight game, shooting 7-of-18 from the floor. Frisco Sandidge also scored in double figures, pouring in 11 points on 5-of-12 shooting. The Lynchburg, Va., native also grabbed seven rebounds versus the Scarlet Knights. In all, eight Hornets accounted for 55 points on 21-of-55 shooting (38.2 percent) from the field. Delaware State converted 10-of-17 from the charity stripe and was led by Trevor Welcher, who was 3-of-4 from the free-throw line.

Delaware State, which shot 43.5 percent (10-of-23) during the first half, forced 13 turnovers and out-rebounded Rutgers on the offensive glass, 12-8. The Hornets held the Scarlet Knights to 35.7 percent (15-of-42) shooting on the afternoon (2-11 from beyond the arc). However, 28 of Rutgers 60 total points were accounted for from the free-throw line.

The Scarlet Knights were led by three players who registered double-digits in the scoring column. Anthony Farmer led all players with 17 points, shooting 6-of-7 from the field and 4-of-5 from the free-throw line. Mike Rosario scored 15 points on 3-of-10 shooting from the floor and 9-of-10 from the free-throw line. Scoring 12 points on 3-of-10 shooting, Corey Chandler converted 5-of-6 attempts from the free-throw line.

15	Delaware State Notre Dame	50 88
Dec. 20, 2008	Hornets drop fourth-straight	
Joyce Center (8,350)	Notre Dame, Ind.	

DSU (2-13)	fg	3fg	ft	o-d-t	pf	TP	a	to	blk	s	min
34 DOUSE	4-10	3-4	0-0	2-3-5	5	11	0	2	0	0	24
44 PARKES	1-1	1-1	0-0	0-1-1	0	3	0	0	0	0	9
55 SANDIDGE	1-6	0-1	2-2	2-1-3	1	4	4	2	1	1	37
11 BOUIE	1-3	1-3	0-0	0-2-2	0	3	0	0	0	0	11
30 NEAL	4-7	3-6	0-0	0-1-1	0	11	2	4	0	0	32
02 WELCHER	1-1	0-0	0-0	0-4-4	1	2	5	0	0	0	25
21 DUBOIS	3-7	0-0	0-0	0-2-2	5	6	1	3	0	1	20
23 JACKSON Jr.	0-0	0-0	0-0	0-0-0	0	0	0	0	0	0	2
32 JOHNSON	2-12	2-9	0-0	0-4-4	0	6	1	1	0	1	31
42 SMITH	2-4	0-1	0-0	1-0-1	2	4	0	2	0	0	9
TEAM				1-0-1							
Totals	19-51	10-25	2-2	6-18-24	14	50	13	15	1	3	200

UND (8-2)	fg	3fg	ft	o-d-t	pf	TP	a	to	blk	s	min
33 HILLESLAND	3-4	0-0	0-0	3-4-7	1	6	5	0	0	0	22
44 HARANGODY	8-12	0-1	4-4	1-7-8	1	20	0	0	0	0	27
02 JACKSON	3-8	0-0	0-2	1-3-4	1	6	6	2	0	2	26
23 MCALARNEY	5-8	4-6	0-0	0-2-2	0	14	2	0	0	0	30
42 AYERS	7-13	4-8	0-0	1-4-5	1	18	4	0	0	1	27
01 NASH	2-4	0-0	6-8	3-2-5	0	10	0	2	0	1	14
05 KOPKO	0-1	0-0	0-0	0-0-0	0	0	1	0	0	0	1
20 PEOPLES	1-5	1-4	1-2	1-0-1	1	4	3	0	0	2	18
34 SCOTT	2-2	0-0	2-2	1-1-2	1	6	2	0	0	1	13
40 ZELLER	2-6	0-3	0-0	0-3-3	0	4	2	0	0	0	21
41 ANDREE	0-1	0-0	0-0	2-0-2	0	0	0	0	0	0	1
TEAM				2-0-2							
Totals	33-64	9-22	13-18	15-26-41	6	88	25	4	0	8	200

	1st	2nd	Ot	Ot	Total	FG%	3pFG%	FT%
Delaware State	21	29	--	--	50	37.3	40.0	100
Notre Dame	39	49	--	--	88	51.6	40.9	72.2

Officials: Michael Stephens, Todd Williams, Bill McCarthy

In the team's final game of 2008, the Delaware State Hornets (2-13) fell to the No. 12-ranked Notre Dame Fighting Irish, 88-50, at the Joyce Center on Saturday, Dec. 20. The Irish held DSU to 37.3 percent shooting and forced 15 turnovers to hand the Hornets fourth-straight loss.

The Hornets finished the night shooting 19-of-51 from the floor, including 10-of-25 (40.0 percent) from beyond the arc. Kris Douse and Marcus Neal led all DSU players with 11 points each. Douse shot 4-of-10 from the field and a career-best 3-of-4 from 3-point land. Douse also led all Hornets with five rebounds. Neal converted 3-of-6 shot from downtown (4-of-7 from the field). Trevor Welcher led Delaware State with five assists.

Notre Dame shot 51.6 percent (33-of-64) from the field and was led by two-time BIG EAST Player of the Year Luke Harangody, who scored 20 points and grabbed eight rebounds. Ryan Ayers shot 4-of-6 from beyond the 3-point line (5-of-8 from the floor) to register 18 points.

The Irish out-rebounded the Hornets 41-24 (15-6 in offensive boards), scoring 17-second chance points. Notre Dame also tallied 19 points off of 15 DSU turnovers.

# 2008-09 DSU Men's Basketball Boxscores

16	South Carolina St. 69 Delaware State 52 SCSU our-rebounds DSU, 37-23
Jan. 10, 2009	
Memorial Hall (442)                                  Dover, Del.	

SCSU (6-6, 1-0)	fg	3fg	ft	o-d-t	pf	TP	a	to	blk	s	min	
15 FLAGLER	4-9	0-0	4-4	3-3-6	0	12	0	4	1	0	27	
01 JOHNSON	7-11	0-0	0-0	1-6-7	3	14	1	1	0	0	23	
02 BURTON	3-3	1-1	0-0	1-3-4	0	7	2	2	0	1	35	
14 WILLIAMS	5-9	5-6	0-1	0-3-3	3	15	3	7	0	2	35	
22 BENNETT	4-5	1-1	1-2	2-3-5	0	10	6	4	0	1	33	
04 JACKSON	2-5	0-0	3-4	1-6-7	2	7	3	1	0	1	17	
24 TELFARE	0-1	0-0	0-0	0-1-1	1	0	1	1	0	0	16	
25 CARTER	2-3	0-0	0-0	1-2-3	0	4	0	0	1	0	14	
TEAM				0-1-1								
Totals		27-46	7-8	8-11	9-28-37	9	69	16	20	2	5	200

DSU (2-14, 1-1)	fg	3fg	ft	o-d-t	pf	TP	a	to	blk	s	min	
21 DUBOIS	3-9	0-0	0-0	1-1-2	4	6	0	3	1	0	17	
34 DOUSE	1-3	0-1	1-2	0-4-4	1	3	2	3	0	0	34	
55 SANDIDGE	4-12	0-1	2-2	2-2-4	0	10	2	1	1	0	34	
30 NEAL	4-9	2-5	0-0	1-2-3	1	10	1	2	0	1	28	
32 JOHNSON	4-10	3-7	0-0	0-1-1	2	11	0	1	0	1	21	
02 WELCHER	3-5	1-1	1-1	1-0-1	2	8	1	1	0	1	31	
04 JOHNSON	1-2	0-0	0-0	2-0-2	0	2	0	0	0	0	8	
11 BOUIE	1-8	0-4	0-0	1-0-1	0	2	2	0	0	1	22	
42 SMITH	0-0	0-0	0-0	0-0-0	0	0	0	0	0	0	1	
44 PARKES	0-1	0-0	0-0	0-0-0	0	0	0	1	0	0	2	
45 PRICE	0-0	0-0	0-0	0-0-0	1	0	0	0	0	0	2	
TEAM				2-3-5								
Totals		21-59	6-19	4-5	10-13-23	11	52	8	12	2	4	200

	1st	2nd	Ot	Ot	Total	FG%	3pFG%	FT%
South Carolina St.	33	36	--	--	69	58.7	87.5	72.7
Delaware State	19	33	--	--	52	35.6	31.6	80.0

Officials: Alvin Cox, Charles Robinson, Garrick Shannon

Shooting 35.6 percent for the game and trailing by as many as 23 points, the Delaware State Men's Basketball Team (2-14, 1-1 MEAC) fell to the South Carolina State Bulldogs (6-6, 1-0 MEAC), 69-52, at Memorial Hall on Saturday, January 10.

Three players scored in double-digits for the Hornets. Senior Donald Johnson led all Delaware State players with 11 points, connecting on 4-of-10 from the floor (3-of-7 from long range). Junior Marcus Neal tallied 10 points, shooting 4-of-9 from the floor (2-of-5 from beyond the 3-point line). Forward Frisco Sandidge also registered 10 points on 4-of-12 shooting. Sandidge and Kris Douse each registered a team-high four boards versus the Bulldogs.

SCSU was led by Jimmy Williams, who shot 5-of-9 from the floor and 5-of-6 from "downtown" for a game-high 15 points. Three other Bulldogs scored in double figures. Jason Johnson tallied 14 points on 7-of-11 shooting, while grabbing seven rebounds. Jason Flagler poured in 12 points and recorded six rebounds. Rounding out the Bulldogs' leading scorers was Carrio Bennett, who registered 10 points and five rebounds.

On the afternoon, South Carolina State held Delaware State to 35.6 percent shooting, including 25.9 percent during the first half. Delaware State was only able to convert 31.6 percent (6-of-19) of its shots from 3-point land, while South Carolina State drained 87.5 percent (7-of-8) from long range. The Bulldogs out-rebounded the Hornets, 37-23, and controlled the paint, out-scoring DSU, 32-18 in the lane.

17	Winston-Salem St. 50 Delaware State 73 DSU scores a season-high 73 points
Jan. 12, 2009	
Memorial Hall (706)                                  Dover, Del.	

WSSU (4-10)	fg	3fg	ft	o-d-t	pf	TP	a	to	blk	s	min	
21 Durham	5-11	0-1	3-4	4-2-6	3	13	0	2	0	0	26	
50 Murphy-Long	0-2	0-0	5-8	1-2-3	1	5	0	0	0	0	9	
01 Monger	1-5	0-2	0-0	1-0-1	4	2	2	5	0	0	20	
05 Tucker	1-2	0-1	0-0	0-2-2	2	2	1	5	0	0	23	
32 Hobbs	2-3	0-1	0-2	1-2-3	1	4	0	0	0	0	15	
03 Fisher	4-12	2-4	0-1	1-1-2	2	10	1	0	0	0	30	
04 Gibson	2-7	0-0	3-4	2-2-4	1	7	0	2	0	1	32	
23 Bonne	0-0	0-0	1-6	1-0-1	1	1	0	0	0	0	4	
24 Davis	0-1	0-0	0-0	0-2-2	0	1	0	0	0	0	15	
34 Slocum	0-0	0-0	0-0	0-1-1	0	0	0	0	0	0	3	
42 Alcuis	2-5	0-0	0-0	2-2-4	0	4	1	1	0	0	18	
44 Morris	1-1	0-0	0-0	0-0-0	1	2	0	1	0	0	5	
TEAM				3-1-4								
Totals		18-49	2-9	12-25	16-17-33	16	50	6	16	0	1	200

DSU (3-14)	fg	3fg	ft	o-d-t	pf	TP	a	to	blk	s	min	
34 DOUSE	1-2	0-0	1-2	0-0-0	5	3	0	2	1	0	9	
55 SANDIDGE	9-11	0-1	3-5	4-5-9	4	21	2	3	4	1	30	
02 WELCHER	1-4	0-2	4-4	0-3-3	0	6	2	2	0	0	30	
11 BOUIE	2-6	1-4	5-6	0-1-1	4	10	3	3	0	1	34	
30 NEAL	3-9	2-7	0-0	1-7-8	2	8	3	1	0	1	34	
00 WILSON	0-0	0-0	0-0	0-0-0	1	0	0	1	0	0	1	
04 JOHNSON	0-1	0-0	1-2	1-1-2	1	1	0	0	0	0	13	
32 JOHNSON	7-13	4-7	4-5	2-2-4	1	22	1	2	0	0	29	
35 GRADY	1-1	0-0	0-0	0-2-2	1	2	1	0	0	0	10	
42 SMITH	0-1	0-0	0-0	1-0-1	2	0	0	0	1	0	8	
45 PRICE	0-0	0-0	0-0	0-0-0	0	0	0	0	0	0	2	
TEAM				1-1-2								
Totals		24-48	7-21	18-24	10-22-32	21	73	12	14	6	3	200

	1st	2nd	Ot	Ot	Total	FG%	3pFG%	FT%
Winston-Salem State	17	33	--	--	50	36.7	22.2	48.0
Delaware State	26	47	--	--	73	50.0	33.3	75.0

Officials: Dwayne Gladden, Kenneth Clark, Joseph Palacz

Twenty-point performances by Donald Johnson and Frisco Sandidge helped lead the Delaware State Hornets (3-14) to a 73-50 win over the Winston-Salem Rams (4-10) on Monday, January 12 at Memorial Hall. Johnson, who netted a game-high 22 points, was four shy of tying his career best, while Sandidge tied his career high with 21 points versus the Rams.

The Hornets never trailed in the contest, shooting 50 percent on the night, while holding the Rams to 36.7 percent shooting from the floor.

Holding a nine-point lead heading into halftime, DSU shot 70.0 percent (14-of-20) during the second half to register its most-decisive victory of the season (23 points). Along with Johnson's 22 points and Sandidge's 21, junior Fred Bouie poured in 10 points and registered three assists in the contest. Johnson finished the night shooting 7-of-13 from the floor and 4-of-7 from 3-point land. Sandidge, who was also one rebound shy of his second double-double of the season, converted 9-of-11 shots, grabbed nine rebounds and registered a career-high four blocks. Junior Marcus Neal scored eight points and grabbed eight rebounds versus WSSU, shooting 3-of-9 (2-of-7 from "downtown"), while tallying three assists.

All 11 DSU players who dressed saw action during Monday's contest.

Delaware State forced 16 turnovers which resulted in 17 points. The Hornets, which held Winston-Salem State to 17 points in the first, scored nearly as many points in the second half (47) as the Rams scored in the entire game (50). The Rams, which shot 18-of-49 from the field, were led by Jamal Durham, who registered 13 points and six boards. Brian Fisher also recorded double-digits in the scoring column, notching 10 points on 4-of-12 shooting.

18	Delaware State 61 Norfolk State 72 19 DSU turnovers equal 31 NSU pts.
Jan. 17, 2009	
Echols Hall (2,254)                                  Norfolk, Va.	

DSU (3-15, 1-2)	fg	3fg	ft	o-d-t	pf	TP	a	to	blk	s	min	
02 WELCHER	1-3	0-1	0-0	0-3-3	1	2	2	0	0	1	29	
11 BOUIE	1-6	1-3	1-2	1-0-1	1	4	1	2	0	1	25	
21 DUBOIS	1-4	0-0	1-4	1-3-4	0	3	2	1	0	0	22	
30 NEAL	8-16	2-6	0-0	5-0-5	2	18	1	8	1	0	30	
55 SANDIDGE	2-6	0-0	1-4	5-2-7	1	5	2	3	0	0	34	
04 JOHNSON	3-5	0-0	5-6	0-2-2	1	11	0	2	0	0	13	
13 FOSTER	0-0	0-0	0-0	0-0-0	0	0	0	0	0	0	1	
34 DOUSE	2-6	0-0	3-4	1-1-2	1	7	0	1	1	1	16	
35 GRADY	3-4	0-0	3-5	2-1-3	1	9	1	1	0	2	16	
42 SMITH	0-2	0-0	0-0	3-2-5	2	0	0	1	0	1	8	
44 PARKES	1-3	0-1	0-0	1-0-1	0	2	0	0	0	0	6	
TEAM				3-0-3								
Totals		22-55	3-11	14-25	22-14-36	10	61	9	19	2	6	200

NSU (4-11, 2-2)	fg	3fg	ft	o-d-t	pf	TP	a	to	blk	s	min	
01 PAULINE	2-6	0-1	1-2	0-1-1	1	5	8	5	0	7	33	
02 DELOACH	11-16	5-7	2-2	2-2-4	3	29	5	4	0	3	37	
11 D.JEFFREYS	2-3	0-0	0-0	1-4-5	4	0	4	1	0	20		
21 MONROE	3-3	0-0	0-0	3-3-6	3	6	2	0	4	3	34	
23 LYONS	6-14	4-6	3-4	0-2-2	3	19	1	2	0	2	36	
10 O'QUINN	2-3	0-0	1-2	0-1-1	2	5	0	1	0	0	14	
13 WILLIAMS	1-2	0-1	1-2	0-0-0	1	3	0	0	0	0	7	
14 PERRY	0-1	0-0	1-2	1-0-1	0	1	2	0	0	0	5	
20 WORSLEY	0-0	0-0	0-0	0-0-0	2	0	1	0	0	0	9	
22 ZEPHYR	0-0	0-0	0-0	0-0-0	0	0	0	0	0	0	3	
24 COLEMAN	0-0	0-0	0-0	0-0-0	0	0	0	0	0	0	1	
25 DOHERTY	0-0	0-0	0-0	0-1-1	0	0	0	0	0	0	1	
TEAM				2-1-3								
Totals		27-48	9-15	9-14	9-15-24	19	72	19	16	5	15	200

	1st	2nd	Ot	Ot	Total	FG%	3pFG%	FT%
Delaware State	24	37	--	--	61	40.0	27.3	56.0
Norfolk State	33	39	--	--	72	56.3	60.0	64.3

Officials: Quez Crawford, Clarence Armstrong, Joseph Palacz

Delaware State committed 19 turnovers, resulting in 31 point for Norfolk State as the Hornets (3-15, 1-2 MEAC) fell to the Spartans (4-11, 2-2 MEAC), 72-61, on Saturday, Jan. 17 at Echols Hall. Norfolk State shot 56.3 percent for the game (9-of-15 from behind the arc) to hand DSU its first conference road loss of the season.

The Hornets finished the night, shooting 40 percent from the floor (22-of-55) and 3-of-11 from 3-point land. DSU was led by Marcus Neal, who tied his career-high in points (18) on 8-of-16 shooting. The Trenton, N.J., native also grabbed five rebounds in the contest. Senior Tramaine Johnson scored a season-high 11 points for Delaware State, shooting 3-of-5 from the floor and 5-of-6 from the free-throw line. Frisco Sandidge led all Hornets with seven rebounds. Delaware State out-rebounded the Spartans, 36-24, including 22 offensive rebounds. Freshman Jared Grady notched a career-high nine points and grabbed three assists in the contest.

NSU was led by Michael Deloach, who poured in 29 points on 11-of-16 shooting (5-of-7 from behind the 3-point line). The MEAC's leading scorer, Deloach also registered five assists and three steals. Corey Lyons also finished in double-digits, scoring 19 points on 6-of-14 shooting. The Spartans distributed the ball well in the contest, registering assists on 19 of the team's 27 total field goals. Aleek Pauline registered a game-high eight assists in the contest, while

# 2008-09 DSU Men's Basketball Boxscores

<b>19</b> Jan. 19, 2009	Delaware State	78
	North Carolina A&T	64
DSU wins first road game of '08-'09		
Corbett Sports Center (1,978)		Greensboro, N.C.

DSU (4-15, 2-2)	fg	3fg	ft	o-d-t	pf	TP	a	to	blk	s	min	
42 SMITH	0-1	0-0	0-0	0-1-1	0	0	0	1	0	0	6	
55 SANDIDGE	10-14	0-1	1-1	4-4-8	3	21	3	2	5	3	35	
02 WELCHER	3-5	1-2	4-5	1-1-2	2	11	5	2	0	1	32	
11 BOUIE	8-15	4-7	2-2	4-0-4	2	22	0	1	0	3	33	
30 NEAL	1-4	0-2	2-2	1-3-4	2	4	2	4	0	0	28	
04 JOHNSON	3-4	0-0	0-0	1-2-3	2	6	0	4	0	0	11	
21 DUBOIS	4-7	0-0	0-0	1-2-3	5	8	0	2	3	0	26	
34 DOUSE	2-5	0-1	2-6	0-6-6	3	6	0	0	1	1	25	
35 GRADY	0-0	0-0	0-0	0-0-0	0	0	0	0	0	0	4	
TEAM	2-4-6			1								
Totals	31-55	5-13	11-16	14-23-37	19	78	10	18	10	8	200	

NCAT (7-11, 2-3)	fg	3fg	ft	o-d-t	pf	TP	a	to	blk	s	min	
23 COLEMAN	3-9	0-0	0-3	5-1-6	5	6	0	2	4	1	29	
34 JOHNSON	4-10	0-1	4-4	6-1-7	0	12	0	0	0	0	27	
05 MCCLURKIN	0-1	0-0	0-0	0-1-1	0	0	1	1	0	0	11	
03 ALSTON	8-15	1-4	0-2	2-1-3	3	17	3	1	1	2	35	
21 JONES	4-8	3-6	3-3	0-4-4	1	14	0	3	1	1	31	
00 MOORMAN	0-0	0-0	0-0	0-0-0	0	0	0	0	0	0	3	
02 JOSHUA	2-8	1-5	2-2	0-1-1	1	7	0	1	0	0	15	
10 HILL	0-0	0-0	0-0	0-0-0	1	0	0	2	0	0	4	
12 SIMPSON	1-2	0-0	1-2	0-1-1	0	3	1	0	0	1	9	
15 SHEPHERD	0-1	0-0	0-2	1-0-1	0	0	0	1	0	0	9	
20 WILLIAMS	0-0	0-0	0-0	0-0-0	0	0	0	0	0	0	1	
30 COTHRAN	0-0	0-0	0-0	0-0-0	0	0	0	0	0	0	1	
33 WILSON	1-9	0-3	3-3	3-1-4	2	5	0	3	0	2	27	
TEAM	4-1-5											
Totals	23-63	5-19	13-21	21-12-33	13	64	5	14	6	7	200	

	1st	2nd	Ot	Ot	Total	FG%	3pFG%	FT%
Delaware State	35	43	--	--	78	56.4	38.5	68.8
North Carolina A&T	31	33	--	--	64	36.5	26.3	61.9

Officials: John Corio, Spaintour, Bill Covington

Shooting 56.4 percent for the game, including 20-point performances by Frisco Sandidge and Fred Bouie, the Delaware State Hornets (4-15, 2-2 MEAC) downed the North Carolina A&T Aggies (7-11, 2-3 MEAC), 78-64, on Monday, January 19 at the Corbett Sports Complex. The win was the first of the season for the Hornets on the road, snapping a 13-game losing skid away from Memorial Hall.

For the second time in the past three games, Sandidge tied his career-high in points (21) while grabbing eight boards and registering a career-high five blocked shots. Bouie scored a career-high 22 points to lead all scorers. The Orlando, Fla., product shot 8-of-15 on the night (4-of-7 from beyond the arc), while tallying four rebounds and three steals. As a team DSU registered a season-high in shooting (56.4 percent) and blocked shots (10).

Also scoring in double-digits for the Hornets was Trevor Welcher, who scored a season-high 11 points and a game-high five assists. Kris Douse was the team's second leading rebounder in the contest, grabbing six boards (tying his career-high).

North Carolina A&T was led by Tavarus Alston, who notched 17 points, three assists and two steals versus the Hornets. Ed Jones poured in 14 points for the Aggies, while Robert Johnson scored 12 points and grabbed a team-high seven rebounds.

For the game, DSU out rebounded the Aggies, 37-33, while registering eight steals and forcing 14 turnovers.

The win increased Coach Jackson career-win total to 299 and gave the ninth-year coach his 18th-victory all-time over the Aggies.

<b>20</b> Jan. 24, 2009	Bethune-Cookman	60
	Delaware State	56
B-CU out-scores DSU, 38-12 in final 12 min.		
Memorial Hall (1,113)		Dover, Del.

B-CU (10-9, 4-2)	fg	3fg	ft	o-d-t	pf	TP	a	to	blk	s	min	
32 STARLING	1-5	0-0	5-6	4-6-10	2	7	2	0	1	0	33	
33 ADAMS	0-1	0-0	2-2	1-0-1	3	2	0	2	0	0	14	
03 REED	5-12	1-5	5-5	0-1-1	1	16	3	2	0	1	39	
04 PEGUES	1-2	0-0	1-2	2-1-3	2	3	0	1	0	0	12	
10 ELLIOTT	2-3	1-2	1-1	0-0-0	0	6	0	0	0	0	21	
00 THOMAS	1-3	0-2	2-4	2-0-2	0	4	0	0	0	0	18	
02 HOLMES	3-6	0-0	1-3	4-2-6	5	7	0	2	0	1	17	
12 ANUSIONWU	1-1	0-0	0-0	0-0-0	1	2	0	0	0	0	6	
16 MAHONE	4-10	0-5	0-0	0-3-3	1	8	1	0	0	0	16	
21 CREPPY	2-3	0-0	1-3	0-0-0	3	5	0	0	0	0	20	
22 JONES	0-0	0-0	0-0	0-0-0	1	0	0	0	0	0	4	
TEAM	2-0-2			1								
Totals	20-46	2-14	18-26	15-13-28	19	60	6	8	1	2	200	

DSU (4-16, 2-3)	fg	3fg	ft	o-d-t	pf	TP	a	to	blk	s	min	
44 PARKES	2-3	0-1	0-0	0-2-2	2	4	0	0	0	0	11	
55 SANDIDGE	1-3	0-0	5-6	3-3-6	5	7	3	5	2	0	32	
02 WELCHER	0-2	0-2	0-0	0-0-0	0	0	2	0	0	2	37	
11 BOUIE	1-6	0-4	0-0	1-2-3	3	2	1	3	1	0	36	
30 NEAL	5-9	4-8	4-6	0-0-0	1	18	1	0	0	0	37	
04 JOHNSON	0-0	0-0	0-0	0-2-2	0	0	0	1	0	0	4	
13 FOSTER	0-0	0-0	0-0	0-0-0	0	0	0	0	0	0	3	
21 DUBOIS	7-9	0-0	4-5	1-1-2	5	18	3	2	1	0	23	
34 DOUSE	3-5	0-1	1-4	0-2-2	2	7	0	1	0	0	15	
35 GRADY	0-0	0-0	0-0	0-1-1	0	0	0	0	0	0	2	
TEAM	2-2-4			1								
Totals	19-37	4-16	14-21	7-15-22	18	56	10	13	4	2	200	

	1st	2nd	Ot	Ot	Total	FG%	3pFG%	FT%
Bethune-Cookman	20	40	--	--	60	43.5	14.3	69.2
Delaware State	25	31	--	--	56	51.4	25.0	66.7

Officials: F.Raposo, F.Sigler, G.Durrah

A second half rally led by Bethune-Cookman's C.J. Reed guided the Wildcats (10-9, 4-2 MEAC) to a 60-56 win over the Delaware State Hornets (4-16, 2-3 MEAC) on Saturday, Jan. 24 at Memorial Hall.

Leading by 12 points with 16:32 left in the game, DSU was out-scored 38-12 for the remainder of the contest to lead to the 60-56 defeat. Reed scored 14 of his 16 total points in the second half, leading all Wildcat scorers.

The Hornets finished the night, shooting 51.4 percent from the floor (19-of-37), including 4-of-16 (25.0 percent) from 3-point land. Despite shooting well from the floor, DSU struggled from the free-throw line, shooting 14-of-21 (8-of-14 in the second half). Bethune-Cookman, which struggled in the first half, shooting just 27.3 percent (6-of-22), finished the night converting 43.5 percent (20-of-46) from the floor.

Delaware State, which held a lead for nearly 32 minutes, was led by Arturo Dubois and Marcus Neal, who poured in 18 each points versus the Wildcats. Dubois shot 7-of-9 from the floor (4-of-5 from the free-throw line) and registered two boards and three assists. Neal, who was 4-for-8 from beyond the 3-point arc, shot 5-of-9 from the floor to tie his career-high in points. Leading the Hornets in rebounds was Frisco Sandidge, who tallied six boards while scoring seven points.

The loss marked the teams' third home loss of the season for the Hornets and dropped DSU to 2-3 in MEAC play.

<b>21</b> Jan. 26, 2009	Florida A&M	58
	Delaware State	64
Jackson records 300th-career win		
Memorial Hall (870)		Dover, Del.

FAMU (6-12, 4-3)	fg	3fg	ft	o-d-t	pf	TP	a	to	blk	s	min	
42 CROWDER	1-2	0-0	0-0	1-3-4	3	2	0	4	0	0	17	
05 TWITTY	3-10	1-4	0-0	1-5-6	4	7	0	1	0	0	22	
10 TAYLOR	0-3	0-1	0-0	2-1-3	3	0	5	2	0	0	32	
15 BRYANT	2-6	0-3	2-3	0-1-1	1	6	1	2	0	0	20	
24 BALLARD	4-9	0-1	1-2	4-1-5	1	9	1	5	0	1	38	
01 WEBB	1-2	1-1	0-0	0-1-1	2	3	1	1	0	0	8	
12 HUGHES	4-10	4-9	0-0	0-0-0	1	12	0	0	0	0	22	
21 BENT	2-3	0-0	2-2	0-1-1	2	6	0	1	0	0	13	
25 BUCHANON	1-2	1-1	0-0	1-0-1	1	3	1	0	1	0	8	
32 JACKSON	2-4	0-0	6-10	2-6-8	3	10	0	0	1	0	20	
TEAM	2-1-3			1								
Totals	20-51	7-20	11-17	13-20-33	22	58	11	18	1	2	200	

DSU (5-16, 3-3)	fg	3fg	ft	o-d-t	pf	TP	a	to	blk	s	min	
45 PRICE	0-0	0-0	0-0	0-0-0	1	0	0	0	0	0	7	
55 SANDIDGE	4-6	0-0	5-7	1-3-4	3	13	0	3	0	1	24	
00 WILSON	0-2	0-1	0-0	0-2-2	0	0	1	3	0	0	16	
30 NEAL	2-6	2-6	2-2	1-3-4	3	8	2	1	0	0	36	
35 GRADY	6-9	1-2	1-4	0-4-4	2	14	2	2	0	2	35	
02 WELCHER	2-4	1-2	0-1	1-1-2	3	5	2	5	1	2	23	
11 BOUIE	2-6	1-3	0-2	0-1-1	1	5	0	1	0	1	15	
13 FOSTER	0-0	0-0	0-0	0-0-0	1	0	0	0	0	0	4	
21 DUBOIS	2-4	0-0	2-2	2-3-5	5	6	2	0	1	0	19	
34 DOUSE	2-3	0-0	0-0	0-0-0	0	4	0	0	1	1	8	
44 PARKES	2-2	0-0	5-6	1-2-3	1	9	0	1	1	1	13	
TEAM	0-1-1											
Totals	22-42	5-14	15-24	6-19-25	20	64	9	16	4	8	200	

	1st	2nd	Ot	Ot	Total	FG%	3pFG%	FT%
Florida A&M	25	33	--	--	58	39.2	35.0	64.7
Delaware State	33	31	--	--	64	52.4	35.7	62.5

Officials: Terry Moore, Frankie Borduaux, John Carlo

Freshman Jared Grady poured in a career-high 14 points in his first start in a Hornet uniform to lead Delaware State (5-16, 3-3 MEAC) to a 64-58 win over Florida A&M (6-12, 4-3 MEAC) on Monday, Jan. 26 at Memorial Hall. The victory earned DSU its third conference victory of the season and gave Head Coach Greg Jackson his 300th-career win (300-205).

Grady, who came into the game averaging 1.8 points-per-game in six contests, finished the night shooting 6-of-9 from the floor. The Durham, N.C., product, also tallied career-highs in steals (2), assists (2) and rebounds (4). Joining Grady in double-digit scoring was redshirt junior Frisco Sandidge, who notched 13 points on 4-of-6 shooting from the floor and 5-of-7 shooting from the charity stripe. Sophomore Terrence Parkes registered a season-high nine points on 2-of-2 shooting from the field and 5-of-6 from the free-throw line.

For the third-straight contest, the Hornets shot over 50 percent for the floor (52.4 percent). Converting on 22-of-42 attempts on the night, DSU shots 35.7 percent from long range (5-of-14) and was 15-of-24 from the free-throw line. The Delaware State defense held Florida A&M to 39.2 percent shooting (20-of-51) from the floor, while forcing 18 turnovers (resulting in 15 points) and registering eight steals. The Rattlers shot 35.0 percent from long range (7-of-20) and converted 11-of-17 shots from the free-throw line.

Leading FAMU Dale Hughes, who finished the night with 12 points on 4-of-10 (4-of-8 from beyond the arc) shooting. Also scoring in double-figures was Larry Jackson who poured in 10 points and grabbed a game-high eight rebounds.

The win evens the series history between the two teams, 31-31, snapping a three-game losing skid to the Rattlers.

# 2008-09 DSU Men's Basketball Boxscores

<b>22</b> Jan. 31, 2009	Coppin State	72
	Delaware State	65
CSU shoots 55.3 percent for the game		
Memorial Hall (1,363)		Dover, Del.

CSU (6-15, 4-4)	fg	3fg	ft	o-d-t	pf	TP	a	to	blk	s	min
34 CHESNUT	2-5	0-0	0-0	1-3-4	0	4	1	2	0	0	30
33 COLEMAN	4-5	0-0	0-0	1-5-6	1	8	0	1	0	0	21
05 HARPER	8-15	5-9	0-1	2-1-3	2	21	0	0	3	1	37
12 ILOEGBU	2-2	1-1	1-2	1-3-4	1	6	4	2	0	0	19
22 McKEE	2-7	0-2	2-4	0-2-2	4	6	6	2	0	0	35
10 YOUNG	2-3	0-1	0-0	1-0-1	1	4	1	4	0	0	11
11 GOLDBERRY	0-1	0-0	6-6	0-1-1	0	6	1	2	0	1	20
23 BUCKLEY	6-9	3-3	2-2	0-2-2	2	17	0	2	0	0	24
50 KUCINSKAS	0-0	0-0	0-0	0-0-0	1	0	0	1	0	1	3
TEAM	2-3-5										
Totals	26-47	9-16	11-15	8-20-28	12	72	13	16	3	3	200

DSU (5-17, 3-4)	fg	3fg	ft	o-d-t	pf	TP	a	to	blk	s	min
21 DUBOIS	4-9	0-0	0-1	3-2-5	3	8	1	3	2	0	24
55 SANDIDGE	7-9	0-1	2-2	1-6-7	2	16	2	4	3	3	35
00 WILSON	1-3	1-3	0-0	0-1-1	2	3	2	0	0	0	12
30 NEAL	4-10	2-6	2-2	1-2-3	3	12	2	3	0	0	33
35 GRADY	1-5	0-0	0-0	2-1-3	1	2	4	1	0	1	22
02 WELCHER	5-7	4-6	1-1	0-0-0	1	15	2	1	0	4	23
11 BOUIE	2-7	0-4	0-0	0-0-0	1	4	1	1	0	0	25
34 DOUSE	1-3	0-0	0-0	0-2-2	2	2	0	3	0	0	14
42 SMITH	0-0	0-0	0-0	0-1-1	0	0	0	0	0	0	3
44 PARKES	1-1	1-1	0-0	0-1-1	0	3	1	1	1	0	9
TEAM	2-0-2										
Totals	26-54	8-21	5-6	9-16-25	15	65	15	15	7	8	200

	1st	2nd	Ot	Ot	Total	FG%	3pFG%	FT%
Coppin State	31	41	--	--	72	55.3	56.3	73.3
Delaware State	23	42	--	--	65	48.1	38.1	83.3

Officials: Robert James, Harold Harris, Joseph Palacz

Shooting 55.3 percent (26-of-47) from the field and 56.3 percent (9-of-16) from beyond the 3-point arc, the Coppin State Eagles (6-15, 4-4 MEAC) handed the Delaware State Hornets (5-17, 3-4 MEAC) a 72-56 loss on Saturday, Jan. 31 at Memorial Hall.

Trailing by as many as 13 points, DSU rallied to tie the score twice late in the game but, CSU's 63.6 percent shooting in the second half dropped the Hornets to 3-4 in conference play. DSU never led in the contest, as the Eagles opened the game with a 22-9 run.

The Hornets finished the night shooting 48.1 percent from the floor (26-of-54). Defensively, DSU forced 16 turnovers, resulting in 18 points. The team also notched seven blocked shots (second-most this season). However, DSU committed 15 turnovers (10 in the first half), creating a deficit that the team could not overcome. Frisco Sandidge led all Hornets with 16 points and seven rebounds. The Lynchburg, Va., native registered two assists, three steals and four blocked shots versus the Eagles. Also scoring in double-digits were junior Marcus Neal (12 points) and sophomore Trevor Welcher (15 points). Neal recorded his eighth outing of 10-or-more points this season. Welcher tied his career-high in points, while setting a new career-mark in steals (4). Freshman Jared Grady, making his second-career start, led all DSU players with a career-high four assists.

Coppin State, which was 4-of-6 from 3-point land in the second half, was led by Michael Harper, who registered a game-high 21 points. Harper converted 8-of-15 shooting from the floor and drained 5-of-9 shot from beyond the arc. Mike Buckley poured in 17 points on 6-of-9 shooting (3-3 from the 3-point arc). The Hornets were able to hold the Preseason MEAC Player of the Year Tywain McKee to six points. Entering the game, McKee was averaging over 18 points-per-game.

The loss moves the Hornets' home record to 4-4 this season.

<b>23</b> Feb. 2, 2009	Morgan State	57
	Delaware State	54
DSU suffers 2nd-straight home loss		
Memorial Hall (1,231)		Dover, Del.

MSU (12-10, 7-2)	fg	3fg	ft	o-d-t	pf	TP	a	to	blk	s	min
32 KATELY	4-6	0-1	2-2	1-3-4	0	10	1	1	0	0	36
42 STOKES	0-1	0-0	2-2	0-3-3	3	2	0	1	1	0	10
03 BOLDEN	4-9	1-2	4-4	1-0-1	2	13	2	3	0	2	38
11 HOLMES	3-10	1-3	8-9	0-7-7	2	15	1	0	0	1	33
21 BARNES	4-8	1-2	0-0	2-2-4	3	9	1	3	0	0	38
04 MYLES	0-0	0-0	0-0	0-1-1	0	0	0	0	0	0	1
23 SMITH	0-0	0-0	0-0	1-0-1	0	0	0	1	0	1	1
33 THOMPSON	3-8	0-0	2-6	3-7-10	3	8	0	1	4	1	33
34 ALI	0-1	0-0	0-0	0-0-0	0	0	1	0	0	0	10
TEAM	0-1-1										
Totals	18-43	3-8	18-23	8-24-32	13	57	6	11	5	5	200

DSU (5-18, 3-5)	fg	3fg	ft	o-d-t	pf	TP	a	to	blk	s	min
21 DUBOIS	0-8	0-0	0-0	0-4-4	3	0	1	2	2	0	17
34 DOUSE	0-1	0-1	0-0	0-0-0	0	0	0	2	0	0	6
55 SANDIDGE	5-9	0-0	3-3	3-6-9	2	13	3	0	0	0	34
02 WELCHER	0-4	0-3	2-2	0-1-1	3	2	0	3	0	0	25
30 NEAL	6-12	0-1	1-1	1-1-2	3	13	3	1	0	1	36
00 WILSON	0-1	0-0	0-0	0-1-1	0	0	0	1	0	0	6
04 JOHNSON	0-1	0-0	0-0	0-0-0	0	0	0	0	0	0	2
11 BOUIE	2-3	2-3	0-0	0-0-0	1	6	2	0	0	1	13
13 FOSTER	0-0	0-0	0-0	0-0-0	1	0	0	1	0	0	1
32 JOHNSON	5-9	3-5	2-3	1-0-1	1	15	0	1	0	0	31
35 GRADY	0-2	0-0	0-0	1-2-3	1	0	1	0	0	1	9
42 SMITH	1-2	0-0	1-2	2-1-3	2	3	0	0	2	1	11
44 PARKES	1-2	0-0	0-0	1-1-2	1	2	0	1	0	0	9
TEAM	1-1-2										
Totals	20-54	5-13	9-11	10-18-28	18	54	10	12	4	4	200

	1st	2nd	Ot	Ot	Total	FG%	3pFG%	FT%
Morgan State	21	36	--	--	57	41.9	37.5	78.3
Delaware State	20	34	--	--	54	37.0	38.5	81.8

Officials: Lee Jones, Bill Covington, Kyle Neve

Trailing by one point with seven seconds left on the clock and possession of the ball, Delaware State's bid to knock off first-place Morgan State fell short following a steal by Jermaine Bolden. The turnover sealed the Hornets' fate as Delaware State (5-18, 3-5 MEAC) fell to the Bears (12-10, 7-2 MEAC), 57-54, on Monday, Feb. 2 at Memorial Hall.

With time winding down, point guard Trevor Welcher drove the ball down the left side of the court but, was stripped by Bolden, preventing the Hornets from completing the comeback and earning their fourth conference victory.

Delaware State finished the night shooting 37.0 percent from the floor (20-of-54). Led by Donald Johnson, who was making his first appearance after missing the last five games due to eligibility issues, the Hornets outscored the Bears from the bench, 26-8. Johnson notched a team-high 15 points on 5-of-9 shooting (3-of-5 from beyond the arc). Forward Frisco Sandidge was one rebound shy of registering his second double-double of the season, scoring 13 points and grabbing nine rebounds. Junior Marcus Neal tallied his second-straight, double-digit scoring performance, recording 13 points on 6-of-12 shooting on the night.

Morgan State, which struggled from the floor in the first half (6-of-21), finished the evening shooting 41.9 percent from the floor. The Bears out-rebounded the Hornets 32-28 and forced 12 turnovers, resulting in 11 points. Delaware State held a 22-18 advantage in points-in-the-paint due in large part to the combination of Sandidge and Neal. The Bears were led by Reggie Holmes, who recorded 15 points and seven rebounds on the night. Also scoring in double-digits were Bolden (13) and Marquise Kately (10). Kevin Thompson led all players with 10 rebounds in the game. Thompson finished the night with eight points, 10 boards and four blocked shots.

The loss dropped the Hornets to 4-5 at Memorial Hall this season.

<b>24</b> Feb. 7, 2009	Delaware State	49
	Hampton	39
DSU wins 2nd-straight road game		
Convocation Center (1,245)		Hampton, Va.

DSU (6-18, 4-5)	fg	3fg	ft	o-d-t	pf	TP	a	to	blk	s	min
11 BOUIE	2-8	2-3	0-0	0-1-1	1	6	2	2	0	0	29
30 NEAL	0-2	0-1	0-0	0-0-0	0	0	0	2	0	0	10
32 JOHNSON	6-13	2-7	2-2	1-5-6	0	16	3	1	0	1	37
42 SMITH	0-0	0-0	0-0	0-0-0	1	0	0	1	0	1	12
55 SANDIDGE	3-6	0-1	2-2	1-6-7	2	8	0	2	2	1	21
02 WELCHER	2-4	1-2	0-0	0-5-5	4	5	1	3	0	1	32
04 JOHNSON	0-1	0-1	0-0	0-0-0	0	0	0	1	0	0	3
21 DUBOIS	1-3	0-0	1-2	1-6-7	3	3	1	2	1	0	19
34 DOUSE	1-3	0-0	0-0	0-0-0	2	0	0	0	0	0	8
35 GRADY	1-2	0-0	1-2	0-1-1	3	3	0	2	0	0	11
44 PARKES	2-4	2-2	0-0	0-0-0	2	6	0	0	1	0	18
TEAM	3-4-7										
Totals	18-46	7-17	6-8	6-28-34	16	49	7	19	4	4	200

HAM (10-12, 4-5)	fg	3fg	ft	o-d-t	pf	TP	a	to	blk	s	min
02 SIMPSON	2-10	2-8	3-4	2-3-5	4	9	1	6	0	1	22
05 TUNNELL	1-6	0-1	3-4	1-2-3	2	5	2	3	0	4	28
12 SMALLING	0-2	0-0	0-0	2-3-5	1	0	0	2	0	0	23
23 MORGAN	2-8	0-4	1-4	1-1-2	3	5	1	1	0	0	24
31 HARRISON	5-7	0-1	2-2	6-4-10	0	12	0	1	1	2	31
03 BROOKS	0-1	0-0	0-0	0-1-1	0	0	2	2	0	0	13
21 FREEMAN	0-2	0-0	1-2	0-1-1	1	1	0	1	0	2	15
22 TOLSON	3-13	1-10	0-0	0-4-4	3	7	1	3	0	1	20
24 DeGROAT	0-0	0-0	0-0	0-1-1	0	0	0	1	1	0	8
32 NTOKO	0-3	0-2	0-0	3-1-4	1	0	0	0	0	0	16
TEAM	1-2-3										
Totals	13-52	3-26	10-16	16-23-39	15	39	7	20	2	10	200

	1st	2nd	Ot	Ot	Total	FG%	3pFG%	FT%
Delaware State	15	34	--	--	49	39.1	41.2	75.0
Hampton	18	21	--	--	39	25.0	11.5	62.5

Officials: Victor Montgomery, Shannon Garrick, Carl Blair

A strong defensive effort, holding the Pirates to 25.0 percent shooting from the floor, led to a 49-39 win for Delaware State (6-18, 4-5 MEAC) over Hampton (10-12, 4-5 MEAC) on Saturday, Feb. 7 at the Convocation Center in Hampton, Va.

The Hornets began the game with a slow start on the offensive side, shooting 27.3 percent from the floor during the first 20 minutes of action. DSU turned things around in the second half, converting 12-of-24 from the field (50.0 percent), including 5-of-9 from beyond the arc. For the night, Delaware State shot 41.2 percent (7-of-17) from the 3-point line. Defensively, the Hornets held Hampton to 25.0 percent shooting on the night, completely shutting down the Pirates from 3-points land (11.5 percent). On the night, Hampton converted just 3-of-26 from 3-point land.

The Hornets forced Hampton to commit 20 turnovers, resulting in eight DSU points. Delaware State had its share of mistakes, committing 19 turnovers.

Senior Donald Johnson led all Hornets with a game-high 16 points. The Prince George, Va., native shot 6-of-13 from the floor and 2-of-7 from beyond the arc. Johnson also grabbed six rebounds and recorded three assists. Frisco Sandidge and Arturo Dubois led DSU in rebounding with seven boards each. Dubois scored three points and tallied one blocked shot. Sandidge poured in eight points and registered a game-high two blocked shots in 21 minutes of action.

Hampton was led Donte Harrison who registered the games only double-double (12 points, 10 rebounds). Harrison shot 5-of-7 from the floor and 2-of-2 from the free-throw line. Vincent Simpson, who recorded two of the team's three total 3-pointers, finished the night with nine points and five rebounds.

With the win, Delaware State snapped a two-game conference losing skid and earned the team's first Saturday victory this season.

## 2008-09 DSU Men's Basketball Boxscores

25	Delaware State Howard	43 59
Feb. 9, 2009	First loss to Howard in 10 tries	
Burr Gymnasium (517)	Washington, D.C.	

DSU (6-19, 4-6)	fg	3fg	ft	o-d-t	pf	TP	a	to	blk	s	min
02 WELCHER	4-10	2-5	1-2	0-2-2	2	11	1	1	0	1	33
11 BOUIE	2-6	0-2	0-2	1-3-4	1	4	1	1	0	1	21
21 DUBOIS	1-3	0-0	0-0	0-0-0	3	2	1	1	0	0	14
32 JOHNSON	2-17	1-7	0-0	1-2-3	3	5	1	0	0	0	35
55 SANDIDGE	6-10	1-2	4-7	1-7-8	3	17	1	0	0	1	35
00 WILSON	0-0	0-0	0-0	0-0-0	1	0	0	0	0	0	3
13 FOSTER	0-0	0-0	0-0	1-1-2	1	0	0	0	0	0	6
34 DOUSE	0-3	0-1	0-1	1-0-1	0	0	0	0	0	0	5
35 GRADY	1-3	0-0	0-0	1-1-2	1	2	2	0	0	0	22
42 SMITH	0-0	0-0	0-0	0-0-0	2	0	0	0	0	0	4
44 PARKES	0-4	0-1	2-5	4-1-5	1	2	0	1	0	0	22
TEAM				7-1-8							
Totals	16-56	4-18	7-17	17-18-35	18	43	7	4	0	3	200

HOW (7-16, 5-5)	fg	3fg	ft	o-d-t	pf	TP	a	to	blk	s	min
00 WHITE	1-3	1-1	0-0	1-3-4	2	3	0	1	0	0	30
01 MUKOLE	2-5	0-2	2-2	1-5-6	2	6	2	0	0	0	21
15 RILEY	4-10	0-4	4-5	1-5-6	1	12	4	1	0	0	35
33 MYATT	5-10	2-3	6-7	0-5-5	1	18	0	4	0	0	37
54 KIRKPATRICK	6-6	0-0	0-1	3-3-6	2	12	0	0	0	0	26
05 WALKER	0-0	0-0	2-4	0-3-3	4	2	0	0	1	0	10
10 HAMPTON	1-3	0-0	0-0	2-1-3	3	2	1	1	0	1	13
12 BRAMBRIDGE	1-2	0-1	0-0	0-0-0	1	2	0	1	0	0	10
25 PRINCE	0-5	0-3	0-0	0-2-2	0	0	0	1	0	0	6
32 COOPER	0-0	0-0	2-3	0-3-3	3	2	0	1	0	0	12
TEAM				1-0-1							
Totals	20-44	3-14	16-22	9-30-39	19	59	7	10	1	1	200

	1st	2nd	Ot	Ot	Total	FG%	3pFG%	FT%
Delaware State	20	23	--	--	43	28.6	22.2	41.2
Howard	39	20	--	--	59	45.5	21.4	72.7

Officials: Emanuel Upton, William Cheek, Charles Robinson

Shooting just 28.6 percent (15-of-56) from the floor, 22.2 percent (4-of-18) from 3-point land and 41.2 percent (7-of-17) from the free-throw line, the Delaware State Hornets (6-19, 4-6 MEAC) fell to the Howard Bison (7-16, 5-5 MEAC), 59-43, on Monday, February 9 at Burr Gymnasium on the campus of Howard University. The loss marked the first for the Hornets versus the Bison in 10 tries (dating back to March 12, 2003).

Despite the poor shooting performance, the Hornets did an excellent job of protecting the ball committing a season-low four turnovers. Howard finished the night, shooting 45.5 percent (20-of-44) from the floor and 21.4 percent (3-of-14) from beyond the arc. The Bison found success at the free-throw line converting 16-of-22 (72.7 percent) from the charity stripe. The Hornets were out-rebounded by the Bison, 39-35, but held a 17-9 advantage on the offensive boards.

Delaware State was led by Frisco Sandidge, who finished the night with 17 points and eight rebounds. The Lynchburg, Va., native shot 6-of-10 from the floor and 4-of-7 from the free-throw line. Trevor Welcher also registered double-digit scoring, pouring in 11 points on 4-of-10 shooting on the night.

Three Bison scored in double figures, including Eugene Myatt, who registered a game-high 18 points on 5-of-10 shooting from the floor and 6-of-7 shooting from the free-throw line. Kyle Riley and Paul Kirkpatrick each tallied 12 points and six boards.

The loss snapped a two-game, road-winning streak for the Hornets and moved DSU to 6-19 on the year.

26	Norfolk State Delaware State	74 86
Feb. 14, 2009	Hornets shoot season-high 60.4 percent	
Memorial Hall (1,253)	Dover, Del.	

NSU (8-14, 6-5)	fg	3fg	ft	o-d-t	pf	TP	a	to	blk	s	min
21 MONROE	3-5	0-0	2-4	4-3-7	3	8	1	1	1	0	31
23 LYONS	1-5	1-3	2-2	0-1-1	0	5	1	1	0	1	27
11 D-JEFFREYS	3-5	0-0	0-0	0-0-0	3	6	0	0	0	0	13
01 PAULINE	6-11	3-3	5-5	1-5-6	2	20	3	2	0	4	40
02 DELOACH	7-14	0-2	6-7	4-0-4	4	20	1	2	1	2	33
10 O'QUINN	1-5	1-3	0-0	1-2-3	1	3	1	2	0	0	15
13 WILLIAMS	1-7	0-5	0-0	1-0-1	2	2	1	1	0	1	17
14 PERRY	0-0	0-0	0-0	0-0-0	0	0	0	0	0	0	0+
20 WORSLEY	4-9	0-0	2-3	3-2-5	2	10	0	2	1	2	24
TEAM				1-2-3							
Totals	26-61	5-16	17-21	15-15-30	17	74	8	11	3	10	200

DSU (7-19, 5-6)	fg	3fg	ft	o-d-t	pf	TP	a	to	blk	s	min
55 SANDIDGE	4-6	0-1	0-0	2-10-12	3	8	6	2	2	2	36
02 WELCHER	2-4	0-0	3-4	1-0-1	2	7	3	2	0	1	31
11 BOUIE	5-7	3-5	0-0	0-0-0	4	13	1	3	0	0	18
30 NEAL	2-8	2-4	4-4	0-2-2	3	10	5	2	0	0	32
35 GRADY	2-3	0-0	0-0	1-0-1	2	4	0	0	0	0	13
00 WILSON	0-1	0-0	0-0	0-0-0	0	0	0	0	0	0	5
04 JOHNSON	1-1	0-0	0-0	0-0-0	0	2	0	0	0	0	0
21 DUBOIS	8-9	0-0	1-2	1-5-6	0	17	2	3	2	0	24
32 JOHNSON	8-13	4-7	4-4	0-4-4	3	24	0	0	0	2	27
34 DOUSE	0-0	0-0	1-2	0-0-0	0	1	1	1	0	0	4
44 PARKES	0-1	0-0	0-0	0-2-2	0	0	0	0	0	0	5
TEAM				4-0-4						2	
Totals	32-53	9-17	13-16	9-23-32	17	86	18	15	4	5	200

	1st	2nd	Ot	Ot	Total	FG%	3pFG%	FT%
Norfolk State	29	45	--	--	74	42.6	31.3	81.0
Delaware State	37	49	--	--	86	60.4	52.9	81.3

Officials: Quez Crawford, Clarence Armstrong, Matt Lee

Donald Johnson scored 24 points to lead the Delaware State Hornets (7-19, 5-6 MEAC) to an 86-74 victory over the Norfolk State Spartans (8-14, 6-5 MEAC) on Saturday, Feb. 14, at Memorial Hall. Along with Johnson, four DSU players scored in double-digit figures as the Hornets shot a season-high 60.4 percent from the floor.

Johnson (24), Arturo Dubois (17), Fred Bouie (13) and Marcus Neal (10) guided the Hornets to the team's highest point total since defeating Howard, 81-55, last season (Feb. 11, 2008). Johnson finished the night shooting, 8-of-13 from the field and 4-of-7 from 3-point land. The 20-point performance was the seventh of his DSU career. Johnson also grabbed four rebounds and registered two steals. Dubois broke into double-digit scoring for the first time in six games (18 vs. Bethune-Cookman on Jan. 24). The Harlem, N.Y., native also grabbed six boards and recorded two blocked shots coming off the bench. Bouie converted 3-of-5 shots from "downtown", shooting 5-of-7 from the field. Neal, who shot 2-of-4 from beyond the arc and 4-of-4 from the charity stripe, also garnered a season-high five assists versus the Spartans. Forward Frisco Sandidge notched a game-high 12 rebounds on the night, scoring eight points with six assists, two blocked shots and two steals.

The Hornets not only had a hot hand from the floor, the team finished the night shooting 81.3 percent (13-of-16) from the free-throw line. DSU held a slight edge in the rebounding category, 32-30, outing rebounding the Spartans on the defensive end, 23-15. Delaware State went 9-of-17 from 3-point land (52.9 percent), shooting 62.5 percent (5-of-8) in the first half.

The Spartans shot 42.6 percent from the floor and was 31.3 percent from beyond the arc. Shooting 50.0 percent in the first half, NSU struggled making just 38.5 percent of its shots in the final 20 minutes.

Norfolk State was led Aleek Pauline and Michael DeLoach, who each poured in 20 points. Pauline shot 6-of-11 from the floor with six rebounds and four steals in the game. DeLoach, the conference's leading scorer entering the game, drained 7-of-14 shots from the floor and was 6-of-7 from the free-throw line versus the Hornets. Brandon Monroe led all Spartans with seven rebounds. Monroe scored eight points on 3-of-5 shooting in the contest.

27	North Carolina A&T Delaware State	74 73
Feb. 16, 2009	DSU finishes season 5-6 at home	
Memorial Hall (1,293)	Dover, Del.	

NCAT (13-13, 7-5)	fg	3fg	ft	o-d-t	pf	TP	a	to	blk	s	min
05 MCCLURKIN	2-3	0-0	0-0	2-1-3	1	4	0	1	0	0	12
21 JONES	3-8	1-6	4-4	0-3-3	1	11	2	2	0	2	37
34 JOHNSON	6-11	1-2	0-0	0-2-2	2	13	4	2	0	0	31
23 COLEMAN	6-10	0-0	0-0	3-5-8	0	12	2	2	1	0	36
03 ALSTON	3-9	2-3	0-1	2-0-2	0	8	6	1	0	2	40
02 JOSHUA	3-6	2-4	2-2	1-2-3	2	10	2	1	0	2	18
10 HILL	1-3	1-2	0-0	0-0-0	0	3	1	0	0	1	7
15 SHEPHERD	2-4	0-0	0-1	0-2-2	2	4	0	1	0	0	9
33 WILSON	3-6	3-5	0-0	2-1-3	3	9	1	1	0	0	35
TEAM				1-2-3						1	
Totals	29-60	10-22	6-8	11-18-29	11	74	18	12	1	7	225

DSU (7-20, 5-7)	fg	3fg	ft	o-d-t	pf	TP	a	to	blk	s	min
21 DUBOIS	8-9	0-0	6-9	4-6-10	3	22	1	1	3	0	37
55 SANDIDGE	4-10	0-0	0-0	3-2-5	2	8	0	4	0	2	35
02 WELCHER	3-6	0-2	0-0	0-1-1	1	6	2	0	0	1	37
11 BOUIE	2-5	1-4	0-0	0-0-0	1	5	1	1	1	0	15
30 NEAL	4-8	3-6	0-0	0-2-2	3	11	4	3	0	1	37
04 JOHNSON	0-1	0-1	2-2	0-1-1	0	2	1	1	0	0	7
32 JOHNSON	6-12	5-10	0-0	0-0-0	0	17	0	0	0	1	34
34 DOUSE	0-0	0-0	0-0	0-0-0	1	0	1	2	0	0	4
35 GRADY	0-2	0-0	0-0	0-2-2	0	0	0	1	0	1	7
44 PARKES	1-2	0-0	0-0	2-2-4	2	2	0	1	0	1	12
TEAM				1-3-4							
Totals	28-55	9-23	8-11	10-19-29	13	73	10	14	4	7	225

	1st	2nd	Ot	Ot	Total	FG%	3pFG%	FT%
North Carolina A&T	38	26	10	--	74	48.3	45.5	75.0
Delaware State	31	33	9	--	73	50.9	39.1	72.7

Officials: Emanuel Upton, Duke Edsall, Sean Hull

After send the game into overtime on a running jumper, junior Marcus Neal's last second shot to win the game rimmed out as Delaware State (7-20, 5-7 MEAC) suffered a 74-73 loss to the North Carolina A&T Aggies (13-13, 7-5 MEAC) on Monday, February 16 at Memorial Hall. In the final home contest of the 2008-09 season, Delaware State fell just short of sweeping the Aggies in the season series in front a national audience as the game was televised live on ESPN2.

Delaware State, which shot 50.9 percent on the night, was led by senior Arturo Dubois, who scored 22 points and grabbed 10 rebounds. Playing in his final home game as a Hornet, Dubois registered the fourth double-double of his DSU career, notching a season-high in scoring. The Harlem, N.Y., native shot 8-of-9 from the floor and recorded three blocked shots. Also playing in the final home game of his DSU career was Donald Johnson, who poured in 17 points on 6-of-12 shooting (5-of-10 from beyond the arc). The 17-point performance was the fourth for Johnson in the last five games. Neal registered 11 points and four assists on the night. The Trenton, N.J., native scored five of his 11 points in the second half of action, including game-tying bucket with 25 seconds left in the contest.

Neither team gained an advantage on the boards with each squad grabbing 29 on the night. North Carolina A&T held a slight edge in points in the paint, 30-26, while DSU scored 19 points on 12 N.C. A&T turnovers.

The Aggies were led Robert Johnson, who registered 13 points and four assists. R. Johnson shot 6-of-11 on the night and recorded two rebounds. Three other Aggies scored in double figures. Thomas Coleman notched 12 points and eight rebounds, while Ed Jones recorded 11 points and Dwane Joshua added 10. Tavarus Alston, who hit the game-winning 3-pointer in overtime, recorded eight points and a game-high six assists.

# 2008-09 DSU Men's Basketball Boxscores

<b>28</b>	Delaware State <b>43</b> Bethune-Cookman <b>50</b> DSU shoots 37.2 percent	
Feb. 21, 2009		

Moore Gymnasium (2,339)      Daytona Beach, Fla.

DSU (7-21, 5-8)	fg	3fg	ft	o-d-t	pf	TP	a	to	blk	s	min
30 NEAL	5-11	2-5	1-1	1-2-3	2	13	3	1	0	0	38
55 SANDIDGE	0-4	0-0	0-0	0-3-3	2	0	1	1	1	1	13
21 DUBOIS	0-2	0-0	2-4	0-2-2	3	2	0	6	3	1	21
02 WELCHER	3-7	1-4	0-0	0-4-4	1	7	1	1	0	0	32
11 BOUIE	0-3	0-2	0-0	3-0-3	1	0	0	2	0	0	23
04 JOHNSON	0-0	0-0	2-2	0-0-0	1	2	0	1	0	1	12
32 JOHNSON	4-8	3-5	0-0	0-2-2	1	11	0	0	0	3	30
34 DOUSE	1-2	0-0	0-1	1-1-2	2	2	0	3	0	0	3
35 GRADY	2-3	0-0	0-0	0-4-4	4	4	1	1	0	0	14
42 SMITH	1-2	0-0	0-0	0-0-0	2	2	0	0	1	1	7
44 PARKES	0-0	0-0	0-0	0-0-0	0	0	0	1	0	0	1
45 PRICE	0-0	0-0	0-0	0-1-1	0	0	0	0	0	0	6
TEAM				1-2-3							
Totals	16-43	6-16	5-8	6-21-27	19	43	6	17	5	7	200

BCU (13-14, 7-6)	fg	3fg	ft	o-d-t	pf	TP	a	to	blk	s	min
02 HOLMES	1-4	0-0	4-10	1-1-2	4	6	2	3	1	1	26
32 STARLING	4-8	0-0	0-0	4-11-15	2	8	1	4	0	2	31
33 ADAMS	1-4	0-0	0-0	1-3-4	1	2	0	1	0	0	17
00 THOMAS	0-3	0-0	0-0	0-2-2	1	0	1	2	0	0	26
03 REED	5-12	3-8	8-8	0-0-0	0	21	2	0	0	0	38
04 PEGUES	1-5	0-0	1-2	1-2-3	0	3	2	2	0	3	24
05 WHITE	0-0	0-0	0-2	1-0-1	1	0	0	0	0	0	2
12 ANUSIONWU	0-0	0-0	0-0	0-0-0	1	0	0	0	0	0	3
15 MAHONE	3-5	2-4	0-0	2-2-4	0	8	0	1	0	0	17
21 CREPPY	0-1	0-0	1-2	1-1-2	2	1	0	0	0	1	14
22 JONES	0-0	0-0	1-2	0-0-0	1	1	0	0	0	0	2
TEAM				1-0-1							
Totals	15-42	5-14	15-26	12-22-34	13	50	8	13	1	7	200

	1st	2nd	Ot	Ot	Total	FG%	3pFG%	FT%
Delaware State	18	25	--	--	43	37.2	37.5	62.5
Bethune-Cookman	22	28	--	--	50	35.7	35.7	57.7

Officials: N/A

Held to just 43 points on 16-of-43 shooting (37.2 percent), the Delaware State Men's Basketball Team (7-21, 5-8 MEAC) fell to the Bethune-Cookman Wildcats (13-14, 7-6 MEAC), 50-43, on Saturday, February 21 at Moore Gymnasium. The Wildcats held the Hornets to 18-first half points and maintained a lead over the Hornets for the entire game.

Delaware State was led by junior Marcus Neal, who poured team-high 13 points on 5-of-11 shooting (2-of-5 from 3-point land). Neal registered a game-high three assists. Senior Donald Johnson also scored in double-digits with 11 points on 4-of-8 shooting (3-of-5 from "downtown"). Leading the team in rebounds were sophomore Trevor Welcher and freshman Jared Grady, who each tallied four in the game. The Hornets also shot 37.5 percent (6-of-16) from 3-point land and was out-rebounded in the game 34-27.

The Wildcats finished the contest shooting 35.7 (15-of-42) from the floor and was 5-of-14 (35.7 percent) from beyond the arc. Bethune-Cookman forced 17 DSU turnovers, resulting in 19 points. Leading the Wildcats was C.J. Reed, who scored a game-high 21 points on 5-of-12 shooting from the floor. Reed, who was a perfect 8-of-8 from the free-throw line, converted 3-of-8 treys on the night. Starling Alexander grabbed a game-high 15 rebounds in the contest. Alexander also registered eight points and two steals.

The loss drops the Hornets to 5-8 in conference play and results in a season-series sweep for the Wildcats.

<b>29</b>	Delaware State <b>61</b> Florida A&M <b>63</b> DSU drops second OT game of the season	
Feb. 23, 2009		

Gaither Gymnasium (3,350)      Tallahassee, Fla.

DSU (7-22, 5-9)	fg	3fg	ft	o-d-t	pf	TP	a	to	blk	s	min
02 WELCHER	1-5	0-3	2-2	0-1-1	2	4	2	1	1	0	38
11 BOUIE	4-8	2-4	2-2	0-3-3	2	12	1	3	0	1	29
21 DUBOIS	4-5	0-0	0-0	3-3-6	3	8	0	3	0	0	21
30 NEAL	3-5	2-3	0-0	0-1-1	2	8	1	3	0	0	22
55 SANDIDGE	3-7	0-1	3-3	1-6-7	1	9	4	1	0	2	39
00 WILSON	0-0	0-0	0-0	0-1-1	0	0	1	0	0	0	6
32 JOHNSON	4-8	2-3	0-0	0-2-2	0	10	0	0	0	2	30
34 DOUSE	1-1	0-0	0-1	0-0-0	1	2	0	0	0	0	4
35 GRADY	0-0	0-0	0-0	0-0-0	3	0	1	2	1	0	15
42 SMITH	0-0	0-0	0-0	0-0-0	1	0	0	0	0	0	2
44 PARKES	3-6	1-4	1-4	1-5-6	2	8	0	1	0	1	19
TEAM				2-1-3							
Totals	23-45	7-18	8-12	7-23-30	17	61	10	16	2	6	225

FAMU (8-18, 6-8)	fg	3fg	ft	o-d-t	pf	TP	a	to	blk	s	min
03 TWITTY	5-10	1-4	6-9	2-5-7	4	17	2	1	0	2	38
10 TAYLOR	3-5	1-1	1-2	0-1-1	3	8	0	1	0	2	38
15 BRYANT	3-6	1-4	2-2	1-4-5	0	9	0	1	0	0	23
24 BALLARD	1-6	0-1	0-1	0-2-2	1	2	7	2	0	3	38
32 JACKSON	8-11	0-0	0-3	2-3-5	3	16	2	1	0	0	38
01 WEBB	1-1	0-0	0-0	0-0-0	0	2	0	0	0	0	5
12 HUGHES	1-6	1-4	0-0	0-0-0	0	3	0	1	0	1	19
21 BENT	1-1	0-0	0-0	1-0-1	1	2	0	1	0	0	6
25 BUCHANON	1-2	1-1	0-0	0-0-0	2	3	0	2	0	0	17
42 CROWDER	0-0	0-0	1-2	0-0-0	2	1	1	2	0	0	3
TEAM				2-3-5							
Totals	24-48	5-15	10-19	8-18-26	16	63	12	12	0	8	225

	1st	2nd	Ot	Ot	Total	FG%	3pFG%	FT%
Delaware State	27	29	5	--	61	51.1	38.9	66.7
Florida A&M	26	30	7	--	63	50.0	33.3	52.6

Officials: Freddie Williams, Frankie Bordeaux, James Barker

The Delaware State Men's Basketball Team (7-22, 5-9 MEAC) suffered a 63-61 overtime loss to the Florida A&M Rattlers (8-18, 6-8 MEAC) on Monday, Feb. 23 at Gaither Gymnasium. Trailing by three points with one second left in overtime, DSU's Terrence Parkes was unable to convert three-straight free-throw attempts as the Hornets fell for the third-straight time. Parkes, who finished the night with eight points and six rebounds, was sent to the line after being fouled on a game-tying 3-point attempt by FAMU's Joe Ballard.

Senior Donald Johnson sent the game into overtime, hitting a contested 3-pointer with five seconds left in regulation, 56-56. Johnson scored 10 points on 4-of-8 shooting in the contest. Prior to the game-tying trey, DSU trailed by five with 45 seconds left but, went on a 5-0 run to earn the team's second overtime game of the season.

Delaware State finished the night shooting 51.5 percent from the floor (23-of-45) and 38.9 percent (7-of-18) from beyond the arc. The Hornets held a one-point leading heading into halftime after shooting 68.8 percent during the first 20 minutes of action. DSU shot just 66.7 percent from the free-throw line (8-of-12). Junior Fred Bouie led all Hornets with 12 points on 4-of-8 shooting (2-of-4 from 3-point land). The Orlando, Fla., native registered three rebounds during 29 minutes of action. Johnson was the only other Hornet to finish the night in double-figures (10 points), notching two rebounds and two steals versus the Rattlers. Frisco Sandidge led DSU in rebounding, grabbing seven boards and pouring in nine points. The Lynchburg, Va., native also tallied four assists and two steals in the contest.

Florida A&M shot 50.0 percent (24-of-48) from the floor and 33.3 percent (5-of-15) from 3-point land versus the Hornets. The Rattlers were led by Lamar Twitty (17 points) and Larry Jackson (16 points). Twitty shot 5-of-10 from the floor and grabbed seven rebounds. Jackson had five boards and shot 8-of-11 on the night.

DSU held a 30-26 edge in rebounding and forced 12 turnovers, resulting in 17 points. FAMU converted 21 point off of 16 Delaware State turnovers. There were 14 lead changes in the contest as the score was tied six times.

<b>30</b>	Delaware State <b>50</b> Morgan State <b>64</b> Fifth-straight loss to Morgan State	
Feb. 28, 2009		

Hill Field House (1,692)      Baltimore, Md.

DSU (7-23, 5-10)	fg	3fg	ft	o-d-t	pf	TP	a	to	blk	s	min
32 JOHNSON	3-10	2-6	0-0	1-1-2	1	8	0	1	0	1	33
55 SANDIDGE	3-6	0-0	1-2	2-3-5	0	7	2	1	0	0	34
02 WELCHER	2-6	0-3	0-0	1-4-5	3	4	6	0	3	3	35
11 BOUIE	6-10	3-4	1-5	0-3-3	2	16	1	0	0	0	29
30 NEAL	0-2	0-2	0-0	0-0-0	0	0	0	0	0	0	10
04 JOHNSON	1-1	0-0	0-0	0-0-0	1	2	0	0	0	1	3
13 FOSTER	0-0	0-0	0-0	0-0-0	0	0	0	1	0	0	3
34 DOUSE	0-1	0-1	0-0	0-0-0	2	0	0	3	0	0	6
35 GRADY	2-9	0-0	0-2	2-0-2	2	4	1	2	0	0	22
42 SMITH	3-5	2-3	0-0	2-2-4	2	8	0	2	1	0	18
44 PARKES	0-2	0-1	1-2	1-1-2	0	1	0	1	0	0	8
TEAM				2-4-6							
Totals	20-52	7-20	3-11	11-18-29	13	50	10	11	4	5	200

MSU (19-11, 12-3)	fg	3fg	ft	o-d-t	pf	TP	a	to	blk	s	min
32 KATELY	5-8	0-1	0-0	2-3-5	3	10	2	0	2	1	37
42 STOKES	2-2	0-0	0-0	1-1-2	1	4	1	0	2	0	10
03 BOLDEN	5-8	0-1	2-3	0-5-5	3	12	5	2	0	2	27
11 HOLMES	4-10	3-6	4-7	0-1-1	3	15	0	0	1	3	36
21 BARNES	3-6	1-2	0-0	0-4-4	1	7	4	3	0	0	34
01 THOMAS	0-0	0-0	0-0	0-0-0	0	0	0	1	0	0	2
04 MYLES	0-0	0-0	0-0	0-2-2	0	0	0	0	0	0	1
13 THOMAS	2-3	1-2	0-0	1-0-1	0	5	0	1	0	1	7
23 SMITH	0-2	0-2	0-2	1-1-2	0	0	1	1	0	1	6
33 THOMPSON	4-8	0-0	1-2	2-6-8	1	9	1	0	2	0	25
34 ALI	0-1	0-0	2-6	2-2-4	1	2	0	1	0	1	15
TEAM				1-2-3							
Totals	25-48	5-14	9-20	10-27-37	13	64	14	9	6	7	200

	1st	2nd	Ot	Ot	Total	FG%	3pFG%	FT%
Delaware State	28	22	--	--	50	38.5	35.0	27.3
Morgan State	36	28	--	--	64	52.1	35.7	45.0

Officials: Justin Porterfield, Clarence Armstrong, Arthur Powell

The Delaware State Men's Basketball Team (7-23, 5-10 MEAC) dropped its fourth-straight game, losing to the Morgan State Bears (19-11, 12-3 MEAC), 64-50, on Saturday, Feb. 28 at Hill Field House. The loss marked the fifth-straight to the Bears and the Hornets' 10th conference loss of the season.

Delaware State finished the night shooting 38.5 percent (20-of-52) from the floor and 35.0 (7-of-20) from beyond the arc. The Hornets were out-rebounded 37-29 and committed 11 turnovers, resulting in 11 Morgan State points. DSU forced nine turnovers which turned into seven points. The Hornets were led by Fred Bouie, who scored 16 points on 6-of-10 shooting from the floor. The Orlando, Fla., native shot 75.0 percent from beyond the 3-point line and grabbed three rebounds. Frisco Sandidge and Trevor Welcher each recorded five rebounds to lead the team. Sandidge scored seven points on 3-of-6 shooting, while Welcher scored four points and notched a game-high six assists. Greg Smith and Donald Johnson poured in eight points each to round out the team's leading scorers.

Morgan State had three players in double figures. Reggie Holmes scored 15 points on 4-of-10 shooting (4-of-7 from the free-throw line). Jermaine Bolden notched 12 point on 5-of-8 shooting and Marquise Kately tallied 10 points, shooting 5-of-8 from the floor. Leading the Bears in rebounding was Kevin Thompson, who notched a game-high eight rebounds.

# 2008-09 DSU Men's Basketball Boxscores

<b>31</b> Feb. 21, 2009	Delaware State	74
	UMES	60
D. Johnson scores career-high 31 points		
W.P. Hytche Center (1,642)		Princess Anne, Md.

DSU (8-23, 6-10)	fg	3fg	ft	o-d-t	pf	TP	a	to	blk	s	min
30 NEAL	4-9	2-4	0-0	1-3-4	2	10	2	1	0	0	34
44 PARKES	0-2	0-1	0-0	0-1-1	1	0	1	0	0	0	9
55 SANDIDGE	3-5	0-0	1-2	1-1-2	3	7	1	0	2	1	30
02 WELCHER	2-6	1-3	2-2	3-4-7	1	7	1	0	0	3	36
32 JOHNSON	8-13	6-9	9-10	0-1-1	4	31	0	4	0	3	35
00 WILSON	0-0	0-0	0-0	0-0-0	2	0	0	1	0	0	3
11 BOUIE	4-7	2-3	1-4	1-1-2	4	11	2	0	0	1	27
34 DOUSE	2-4	0-0	0-0	3-1-4	2	4	0	1	0	0	11
35 GRADY	2-3	0-0	0-1	0-3-3	2	4	1	1	0	2	13
42 SMITH	0-0	0-0	0-0	0-0-0	0	0	0	0	0	0	2
TEAM	2-0-2										
Totals	25-49	11-20	13-19	11-15-26	21	74	8	8	2	10	200

UMES (7-22, 3-13)	fg	3fg	ft	o-d-t	pf	TP	a	to	blk	s	min
23 RANDALL	0-0	0-0	2-2	1-1-2	0	2	0	0	0	0	4
34 PITT	9-10	1-2	3-7	3-5-8	5	22	2	3	0	1	30
04 POPOVIC	0-2	0-0	0-0	2-3-5	1	0	2	0	1	0	14
03 DAVIS	0-3	0-3	6-7	0-1-1	2	6	3	1	0	0	31
41 LEE	3-10	1-3	3-4	0-2-2	1	10	0	0	0	0	28
01 MAYES	0-1	0-0	1-2	1-1-2	0	1	0	1	0	0	11
10 BRIGHT	2-5	1-2	0-0	3-1-4	2	5	3	2	0	0	25
25 BOYER	3-9	3-6	0-0	1-1-2	3	9	3	2	0	2	29
32 HINES	1-1	0-0	0-0	1-1-2	2	2	0	1	1	0	12
33 CONNER	0-5	0-3	3-4	2-1-3	3	3	2	3	0	0	16
TEAM	2-4-6 1										
Totals	18-46	6-19	18-26	16-21-37	20	60	15	13	2	3	200

	1st	2nd	Ot	Ot	Total	FG%	3pFG%	FT%
Delaware State	37	37	--	--	74	51.0	55.0	68.4
UMES	27	33	--	--	60	39.1	31.6	69.2

Officials: Dwayne Cairns, Clarence Armstrong, Toni Crisp

Senior Donald Johnson poured in a career-high 31 points to lead the Delaware State Hornets (8-23, 6-10 MEAC) to a 74-60 win over the UMES Hawks (7-22, 3-13 MEAC) in the final regular season game of the season. The win snapped a four-game losing skid and gave DSU its 11th-straight victory over the Hawks.

Johnson's 31 points were the most registered by a Hornet since Roy Bright scored 30 points versus St. Paul's on Nov. 10, 2007. The Prince George, Va., native shot 8-of-13 from the floor (6-of-9 from 3-point land) and converted 9-of-10 from the free-throw line. Johnson also tied his career-best in steals with three. Also scoring in double-figures was junior Fred Bouie who broke the 10-point barrier for the third-straight game. The Orlando, Fla., native registered 11 points on 4-of-7 shooting (2-of-3 from beyond the arc). Marcus Neal added 10 points and grabbed four rebounds, shooting 4-of-9 from the field. Leading the Hornets in rebounding was sophomore Trevor Welcher, who tallied a career-high seven rebounds on the night. Welcher has grabbed 12 boards in the last two games. The Augusta, Ga., product scored seven points and recorded three steals.

On the night, DSU shot 51.0 percent (25-of-49) from the floor and 55.0 percent (11-of-20) from "downtown. The Hornets were out-rebounded in the contest, 37-26. The Hornets held UMES to 39.1 percent shooting in the contest, forcing 13 turnovers which resulted in 19 points.

The Hawks were led by Neal Pitt, who recorded 22 points and eight rebounds before fouling out with 3:22 left in the game. Pitt shot 9-of-10 from the floor and was 3-of-7 from the free-throw line. Gary Lee rounded out the Hawks leading scorers, tallying 10 points on 3-of-10 shooting.

The win marks the 140th-career win at DSU for Coach Jackson and moved his all-time record versus UMES to 15-2.

<b>32</b> Mar. 10, 2009	Delaware State	32
	Hampton	51
DSU's ousted from MEAC Tournament		
Joel Coliseum (2,513)		Winston-Salem, N.C.

DSU (8-24)	fg	3fg	ft	o-d-t	pf	TP	a	to	blk	s	min
02 WELCHER	3-9	0-4	0-0	2-3-5	1	6	3	2	0	2	36
11 BOUIE	3-12	3-10	0-0	0-4-4	1	9	2	2	0	0	39
32 JOHNSON	1-10	0-6	0-0	2-1-3	2	2	1	0	0	0	40
44 PARKES	0-1	0-0	0-0	0-0-0	0	0	0	0	0	0	9
55 SANDIDGE	4-9	1-3	2-3	2-1-3	1	11	2	2	2	1	32
00 WILSON	0-1	0-0	0-0	0-2-2	0	0	1	1	1	0	6
34 DOUSE	0-0	0-0	0-0	0-0-0	2	0	1	2	0	0	7
35 GRADY	1-6	0-1	0-0	2-0-2	0	2	0	1	0	0	19
42 SMITH	1-2	0-0	0-0	0-1-1	1	2	0	0	0	0	12
TEAM	2-1-3										
Totals	13-50	4-24	2-3	10-13-23	8	32	10	10	3	3	200

HAM (16-15)	fg	3fg	ft	o-d-t	pf	TP	a	to	blk	s	min
01 PELLUM	4-9	2-4	2-2	1-3-4	2	12	1	2	0	1	31
02 SIMPSON	5-12	1-5	0-0	0-2-2	2	11	2	2	0	1	36
05 TUNNELL	1-3	0-0	2-2	1-3-4	0	4	8	3	0	0	29
12 SMALLING	0-2	0-0	3-4	5-4-9	3	3	0	3	0	0	23
21 FREEMAN	4-7	0-0	0-0	1-5-6	2	8	1	1	2	1	35
03 BROOKS	0-0	0-0	0-0	0-1-1	1	0	0	1	0	1	11
22 TOLSON	0-0	0-0	0-0	0-0-0	0	0	0	0	0	0	4
23 MORGAN	2-5	0-2	1-1	0-2-2	0	5	0	1	0	0	9
24 DeGROAT	0-0	0-0	0-0	0-0-0	0	0	0	0	0	0	1
31 HARRISON	3-6	0-0	2-2	1-0-1	0	8	0	0	2	0	20
50 LOLA-CHARLES	0-0	0-0	0-0	0-0-0	0	0	0	0	0	0	1
TEAM	3-5-8										
Totals	19-44	3-11	10-11	12-25-37	10	51	12	13	4	4	200

	1st	2nd	Ot	Ot	Total	FG%	3pFG%	FT%
Delaware State	16	16	--	--	32	26.0	16.7	66.7
Hampton	21	30	--	--	51	43.2	27.3	90.0

Officials: N/A

In the lowest-scoring contest in Mid-Eastern Athletic Conference tournament history, seventh-seeded Hampton defeated tenth-seeded Delaware State 51-32 Tuesday in opening round action at the Lawrence Joel Veterans Memorial Coliseum.

The 32 points scored by Delaware State were an all-time tournament low and also a school-record low for the Hornets and Coach Greg Jackson. And the combined 83 points by the two teams were the lowest ever for the 38-year old tournament.

Previously, the all-time scoring total was 37 points by SC State in a 48-37 setback to Coppin State in 1990. The 85 points in that game were also the previously combined low total in the tournament.

Hampton used an active 2-3 zone in limiting the Hornets to just 31 points and 26.0 percent shooting from the field. The Pirates, meanwhile, connected on 43.2 percent of their attempts from the field.

Darrion Pellum tossed in 12 points and Vincent Simpson added 11 in the Hampton win, which avenged a 49-39 loss to Delaware State in their only regular-season meeting.

Frisco Sandidge was the only Hornet in double figures with 11 points. Fred Bouie added nine points for Delaware State.

The Pirates led 21-16 at the half, then limited Delaware State to two points in the first eight minutes of the second half while building a 35-18 cushion on two free throws by Theo Smalling, who had only three points in the game, but had nine rebounds to lead all players.

Jared Grady's driving lay-up at the 15:54 mark of the second half, was the only scoring for the Hornets in the period until Trevor Welcher connected on a 12-footer to make the score 35-20 with 11:43 remaining.

After his basket, Pellum nailed a 3-pointer, one of three the Pirates connected on in the final stanza, to ignite a 12-7 run that put Hampton ahead by 20 points, at 47-27, when reserve Kwame Morgan completed a three-point play with 5:33 on the clock.

The Pirates took their biggest lead at 51-30 on a Morgan basket with just under three minutes remaining. Sandidge countered with a basket for the Hornets with 2:07 showing to close out the scoring in the low-scoring contest.