



History & Records





OPPONENTS/HORNETS VS. ALL-OPPONENTS (since 1967-68)

-A-

Akron	0-1
Alabama	0-1
Albany	2-0
Allen	1-0
Arizona	0-1
Arizona State	0-4
Arkansas	0-6
Ark.-Little Rock	0-1
Austin Peay	0-1

-B-

Ball State	0-1
Baptist	1-2
Barber Scotia	0-1
Baylor	0-1
Bethune-Cookman	40-29
Boston	0-2
Bowie State	22-1
Bradley	0-1
Brooklyn	10-8
Buffalo	2-3

-C-

Cairn/Phila. Biblical	4-0
California	0-1
Campbell	1-4
Cent. Connecticut	3-7
Central Florida	0-1
Central State	0-1
Charlotte	0-1
Cheyney	3-8
Chicago State	1-0
Clarks Summit/Baptist Bible	3-0
Clemson	0-4
Columbia	0-1
Connecticut	0-2
Coppin State	24-45
Creighton	0-2

-D-

Dayton	0-5
Delaware	4-12
District of Columbia	7-0
Drake	0-3
Duke	0-1
Duquesne	0-1

-E-

East Carolina	0-1
East Tennessee	0-1
Eastern Illinois	1-0

Eastern Kentucky	1-1
Eastern Michigan	0-1
Eastern Washington	0-1
Elizabeth City State	2-6

-F-

Fairleigh Dickinson	2-3
Fairmont State	0-1
Fayetteville State	2-0
Florida A&M	35-38
Fordham	1-0
Fresno State	0-1
Friendship	0-1

-G-

Gannon	0-1
Gardner Webb	1-1
George Mason	0-1
Georgetown	0-3
George Washington	0-2
Georgia	0-2
Georgia State	1-0
Georgia Tech	0-3
Grambling	0-1
Grand Canyon	0-1
Gwynedd-Mercy	1-0

-H-

Hampton	24-23
Hartford	1-2
Hawai'i	0-1
Holy Family	1-0
Houston	0-1
Howard	49-53

-I-

Illinois	0-2
Illinois-Chicago	0-1
Illinois State	0-1
International	2-2
Iona	0-1

-J-

Jackson State	0-2
Jacksonville State	2-0
James Madison	0-1

-K-

Kansas State	0-1
Kent State	1-2
Kentucky	0-1
Kings (Pa.)	0-1

-L-

Lamar	0-1
La Salle	0-2
Lehigh	1-3
Liberty	1-0
Lincoln (Pa.)	18-8
Long Island	0-5
Longwood	0-1
Louisville	0-1
LSU	0-1

-M-

Maine	3-3
Mansfield State	0-1
Marist	0-2
Marquette	0-4
Marshall	0-2
Maryland	0-7
Mary Washington	1-0
Mercyhurst	0-1
Michigan	0-5
Michigan State	0-1
Millersville	0-1
Mississippi	0-1
Missouri State	0-1
Monmouth	2-3
Morgan State	40-52
Mount St. Mary's	1-1
Murray State	0-2

-N-

Navy	0-1
Nebraska	0-4
New Hampshire	0-1
New Orleans	0-1
New Mexico State	0-2
New York Tech	2-0
NJIT	0-2
Norfolk State	23-21
No. Carolina A&T	30-57
No. Carolina Central	12-11
No. Carolina State	0-3
Northern Arizona	1-0
North Texas	0-1
Northwestern	0-3
Northwestern State	1-0
Notre Dame	0-2

-O-

Oakland	0-1
Ohio State	0-3
Oklahoma	0-1
Oklahoma State	0-1
Old Dominion	0-5
Oregon	0-1



HORNETS VS. ALL-OPPONENTS (since 1967-68)

-P-

Pace	1-0
Penn State	0-3
Penn	1-1
Phila. Pharmacy	1-1
Phila. Tech	0-1
Pittsburgh	0-4
Purdue	0-1

-Q-

Quinnipiac	1-1
------------	-----

-R-

Radford	0-2
Rhode Island	0-1
Richmond	0-1
Rider	2-0
Riverside	0-1
Robert Morris	1-2
Rutgers	0-4
Rutgers-Camden	1-2

-S-

St. Augustine's	2-0
St. Bonaventure	0-1
St. Francis Brooklyn	3-2
St. Francis (Pa.)	0-1
St. Joseph's	0-1
St. Mary's (Md.)	2-0
St. Paul's	10-2
St. Peter's	1-2
Salisbury State	3-1
Samford	1-0
Sam Houston State	0-1
San Francisco	0-2
Savannah State	3-2
Seton Hall	0-1
Shaw	1-1
Siena	1-0
So. Carolina	0-1
So. Carolina State	32-59
South Connecticut	0-1
South Florida	0-1
SE Louisiana	0-1
Southeastern	4-0
Southern	2-3
South Hampton	1-0
Spring Garden	3-0
Stony Brook	1-0

-T-

Temple	0-2
Tennessee State	0-3

Texas A&M	0-1
Texas Christian	0-2
Texas-El Paso (UTEP)	0-2
Texas Southern	1-0
Texas Tech	0-1
Towson	1-2
Tulsa	0-1

-U-

UCLA	0-3
UMES	56-46
UMKC	0-2
UNLV	0-1
USC (So. Cal)	0-1
Utah	0-1
Utica	3-5

-V-

Villanova	0-1
Va. Commonwealth	0-1
Virginia State	4-5
Virginia Tech	0-1
Virginia Union	4-8

-W-

Wagner	5-2
Wake Forest	1-0
Washington (Md.)	1-0
Washington Adventist	1-0
Washington State	0-1
Wesley	1-0
West Chester	3-3
West Virginia	0-4
Western Illinois	0-1
Wichita State	0-3
Wilmington (Del.)	5-0
Winston-Salem State	4-2
Wisconsin	0-1
Wisconsin-Green Bay	0-1
Wright State	0-1
Wyoming	0-1

-X-

Xavier (La.)	0-3
Xavier (Ohio)	0-1

-Y-

York	6-1
Youngstown State	2-4



DELAWARE STATE YEAR-BY-YEAR TEAM STATISTICS

	G	FG	FG%	3PT	3PT%	FT	FT%	REB	AVG	A	TO	BLK	STL	PTS	AVG
1958-59	21	608	.405	-	-	329	.738	835	41.8	-	-	-	-	1612	76.8
1959-60	21	610	.531	-	-	307	.660	788	37.5	-	-	-	-	1527	72.7
1960-61	6	171	.400	-	-	107	.610	227	35.0	-	-	-	-	436	72.7
1965-66	22	812	.512	-	-	351	.640	933	42.2	-	-	-	-	1975	89.8
1966-67	20	683	.517	-	-	291	.540	942	47.1	-	-	-	-	1671	83.6
1967-68	23	877	.460	-	-	305	.540	1214	52.8	-	-	-	-	2059	89.5
1968-69	25	716	-	-	-	-	366	-	-	-	-	-	-	1798	71.9
1969-70	25	938	.432	-	-	491	.614	1341	53.6	-	-	-	-	2266	90.6
1970-71	22	764	.443	-	-	392	.636	1306	59.4	335	-	-	-	1931	87.8
1971-72	22	616	.424	-	-	297	.577	1278	58.1	384	-	-	-	1529	69.5
1972-73	24	766	.410	-	-	295	.661	-	-	-	-	-	-	1901	79.2
1973-74	29	1035	.473	-	-	363	.652	1561	53.8	-	-	-	-	2433	83.9
1974-75	24	860	.447	-	-	328	.653	1248	52.0	-	-	-	-	2048	85.3
1975-76	23	686	.440	-	-	278	.610	926	40.3	-	-	-	-	1650	71.7
1976-77	27	641	.410	-	-	341	.640	907	33.6	-	-	-	-	1623	60.1
1977-78	25	643	.420	-	-	349	.690	873	34.9	-	-	-	-	1635	65.4
1978-79	28	842	.480	-	-	373	.680	1012	36.1	360	-	87	344	2057	73.4
1979-80	27	858	.503	-	-	429	.680	875	35.4	383	-	97	306	2054	79.4
1980-81	26	729	.430	-	-	270	.590	1028	39.5	279	-	113	211	1728	66.5
1981-82	26	752	.470	-	-	320	.640	856	33.0	271	-	74	228	1824	70.2
1982-83	27	734	.420	-	-	356	.620	1005	37.2	249	-	95	215	1826	67.6
1983-84	28	817	.490	-	-	429	.740	968	34.6	424	-	110	182	2063	73.7
1984-85	29	770	.460	-	-	472	.680	1107	38.2	345	546	123	245	2012	69.4
1985-86	28	732	.430	-	-	406	.650	1187	42.4	383	496	107	246	1870	66.8
1986-87	28	666	.440	62	.360	285	.590	913	32.6	327	615	80	267	1675	60.0
1987-88	28	738	.470	75	.340	431	.640	1037	37.0	410	611	80	205	1982	70.8
1988-89	28	872	.480	133	.310	480	.650	1193	42.6	410	649	81	215	2357	84.2
1989-90	28	851	.470	193	.380	451	.616	1156	41.3	488	475	145	230	2346	83.8
1990-91	30	1031	.492	141	.353	538	.627	1261	42.0	492	523	98	284	2741	91.4
1991-92	28	731	.393	145	.287	542	.648	1108	39.6	359	584	80	276	2149	76.8
1992-93	29	786	.421	139	.271	427	.597	1177	40.4	385	617	114	264	2138	73.7
1993-94	27	684	.401	145	.280	416	.578	1140	42.2	339	562	79	233	1929	71.4
1994-95	28	726	.425	101	.280	385	.617	1104	39.4	355	481	67	197	1938	69.2
1995-96	28	720	.396	151	.315	388	.629	1049	37.5	342	474	67	210	1979	70.7
1996-97	27	651	.387	116	.278	395	.657	1091	40.4	319	505	76	123	1813	67.2
1997-98	27	670	.420	114	.335	435	.645	995	36.9	297	581	95	206	1998	70.0
1998-99	27	669	.420	202	.369	435	.691	963	35.7	316	526	94	212	1993	73.8
1999-00	27	646	.431	169	.370	297	.683	983	35.1	359	521	56	176	1758	62.8
2000-01	28	646	.431	183	.328	310	.661	851	30.4	398	378	71	191	1975	63.8
2001-02	29	644	.408	221	.331	371	.738	907	31.3	395	375	64	181	1880	64.8
2002-03	27	582	.441	178	.368	318	.687	809	30.0	328	370	91	180	1680	62.2
2003-04	28	574	.445	150	.331	423	.692	810	28.9	297	427	73	189	1721	61.5
2004-05	33	667	.421	213	.342	496	.743	911	27.6	351	461	92	264	2043	61.9
2005-06	35	690	.432	207	.349	427	.671	918	26.2	373	450	91	270	2014	57.5
2006-07	34	712	.438	217	.336	390	.740	943	27.7	397	413	95	205	2031	59.7
2007-08	30	642	.423	200	.344	285	.714	814	27.1	340	338	52	153	1769	59.0
2008-09	32	683	.423	185	.339	296	.652	979	30.6	314	489	123	165	1847	57.7
2009-10	29	609	.409	145	.327	338	.677	810	27.9	300	332	71	239	1697	58.5
2010-11	30	674	.428	206	.347	320	.714	759	25.3	347	335	109	253	1874	62.5
2011-12	29	694	.435	180	.350	349	.701	877	30.2	342	299	192	228	1917	66.1
2012-13	33	710	.410	184	.296	393	.688	1054	31.9	326	453	185	228	1997	60.5
2013-14	30	646	.422	156	.322	399	.689	941	31.4	367	355	106	152	1847	61.6
2014-15	36	888	.419	262	.353	475	.707	1375	38.2	430	484	141	179	2533	70.4
2015-16	32	710	.391	230	.330	330	.616	1063	33.2	376	446	93	173	1980	61.9



HORNET YEAR-B-YEAR LEADERS

Scoring (since 1958-59)

Played in minimum of 75% of team's games

	Name	G	Pts	Avg
1958-59	James Dixon	21	333	15.9
1959-60	Clifford Noble	21	331	15.8
1960-61	Roscoe Baker	6	95	15.8
1965-66	Albert Rue	21	438	20.9
1966-67	Ronald Horton	20	468	23.4
1967-68	Ronald Horton	23	528	23.0
1968-69	David Withers	19	430	22.6
1969-70	David Withers	25	564	22.6
1970-71	David Withers	21	458	21.8
1971-72	Marvin Spratley	18	288	16.0
1972-73	James Roundtree	23	304	13.2
1973-74	Wade Pittman	28	381	13.6
1974-75	Samuel Sheperd	24	417	17.4
1975-76	James Rogers	23	393	17.0
1976-77	Charles Shealey	27	370	13.7
1977-78	Charles Shealey	25	320	12.8
1978-79	Charles Shealey	28	504	18.0
1979-80	Charles Shealey	26	424	16.3
1980-81	John Wright	26	376	14.5
1981-82	Jeffrey Gumbs	26	384	14.8
1982-83	Danny Sapp	27	457	16.9
1983-84	Bernard Campbell	27	504	18.7
1984-85	Bernard Campbell	27	509	18.9
1985-86	Chris Whitaker	26	322	12.4
1986-87	Vincent Garlick	28	336	13.1
1987-88	Paul Newman	26	455	17.5
1988-89	Tom Davis	28	706	25.2
1989-90	Tom Davis	28	665	23.8
1990-91	Tom Davis	30	740	24.7
1991-92	Tyrone Boger	28	522	18.6
1992-93	Andrew Miles	29	391	13.5
1993-94	Andrew Miles	25	383	15.3
1994-95	Chris Nurse	25	392	15.7
1995-96	Brian Parker	28	421	15.0
1996-97	Brian Parker	27	363	13.4
1997-98	Terence Hood	27	400	14.8
1998-99	Terence Hood	25	507	20.3
1999-00	Stefan Malliet	28	323	11.5
2000-01	Andre Matthews	28	415	14.8
2001-02	Andre Matthews	29	413	14.2
2002-03	Andre Matthews	27	348	12.9
2003-04	Terrance Hunter	28	340	12.1
2004-05	Jahsha Bluntt	33	450	13.6
2005-06	Jahsha Bluntt	35	511	14.6
2006-07	Jahsha Bluntt	34	527	15.5
2007-08	Roy Bright	28	535	19.1
2008-09	Donald Johnson	27	332	12.3
2009-10	Marcus Neal	29	398	13.7
2010-11	Casey Walker	30	401	13.4
2011-12	Tahj Tate	24	386	16.1
2012-13	Tahj Tate	32	409	12.8
2013-14	Casey Walker	30	378	12.6
2014-15	Amere May	36	671	21.0
2015-16	Devin Morgan	31	373	12.0


Rebounding (since 1958-59)

Played in minimum of 75% of team's games

	Name	G	Reb	Avg
1958-59	Kenneth Pearson	21	320	15.2
1959-60	Clifford Noble	15	250	16.7
1960-61	Kenneth Pearson	6	57	9.5
1965-66	Ronald Horton	21	379	18.0
1966-67	Ronald Horton	20	462	23.1
1967-68	Ronald Horton	23	543	23.6
1969-70	David Withers	25	352	14.1
1970-71	David Withers	21	400	19.0
1973-74	James Roundtree	29	281	9.7
1974-75	Fred Simmons	24	279	11.6
1975-76	James Rogers	23	239	10.4
1976-77	Charles Maybin	26	177	6.8
1977-78	Robert Hunter	25	172	6.9
1978-79	Charles Maybin	28	234	8.4
1979-80	Robert Hunter	25	182	7.3
1980-81	John Wright	26	227	8.7
1981-82	John Wright	24	154	6.4
1982-83	Ed Wallace	27	191	7.1
1983-84	Dominic Snowden	25	174	7.0
1984-85	Dominic Snowden	28	199	7.1
1985-86	Terrance Ball	27	221	8.2
1986-87	Jonathan White	28	148	5.3
1987-88	James Clark	25	210	8.4
1988-89	Tom Davis	28	280	9.9
1989-90	Tom Davis	28	271	9.7
1990-91	Tom Davis	30	366	12.2
1991-92	Durant Ratcliff	28	170	6.1
1992-93	Donell Thomas	29	236	8.1
1993-94	Malcolm Musgrove	26	197	7.6
1994-95	Chris Nurse	25	255	10.2
1995-96	Chris Nurse	22	207	9.4
1996-97	Chris Nurse	27	244	9.0
1997-98	Brian Parker	25	135	5.4
1998-99	Darien Robinson	27	218	8.1
1999-00	Ireneusz Chromicz	28	140	5.0
2000-01	Andre Matthews	28	138	4.9
2001-02	Sergey Stephanenkov	25	165	5.9
2002-03	Andre Matthews	27	172	6.4
2003-04	Aaron Matthews	26	149	5.7
2004-05	Terrance Hunter	33	158	4.8
2005-06	Jahsha Bluntt	35	167	4.8
2006-07	Jahsha Bluntt	34	166	4.9
2007-08	Roy Bright	28	149	5.3
2008-09	Frisco Sandidge	32	213	6.7
2009-10	Frisco Sandidge	28	164	5.9
2010-11	Marques Oliver	29	186	6.4
2011-12	Marques Oliver	29	209	7.2
2012-13	Marques Oliver	32	222	6.9
2013-14	Kendall Gray	30	236	7.9
2014-15	Kendall Gray	34	401	11.8
2015-16	DeAndre Haywood	30	100	3.3

Assists (since 1970-71)

	Name	G	Ast
1970-71	Hilderbrand Pelzer	22	119
1971-72	Steve Lee	19	110
1978-79	Charles Shealey	28	64
1979-80	Anthony Baylor	26	134
1980-81	Jeffrey Gumbs	26	77
1981-82	Jeffrey Gumbs	26	74
1982-83	David Harrington	27	70
1983-84	Danny Sapp	27	116
1984-85	Roy Johnson	17	68
1985-86	Curtis Whitaker	26	68
1986-87	Joe Jeter	28	72
1987-88	Greg Brown	28	82
1988-89	Emanuel Davis	19	83
1989-90	Emanuel Davis	28	156
1990-91	Emanuel Davis	25	139
1991-92	Andrew Miles	28	98
1992-93	Andrew Miles	29	112
1993-94	Andrew Miles	25	93
1994-95	Antoine Morris	28	141
1995-96	Antoine Morris	27	154
1996-97	Javan Steadham	27	126
1997-98	T. Hood/B. Clarke	27	50
1998-99	Stefan Malliet	25	97
1999-00	Stefan Malliet	28	93
2000-01	Miles Davis	27	126
2001-02	Miles Davis	29	102
2002-03	Miles Davis	27	84
2003-04	Miles Davis	26	78
2004-05	Darrin Shine	32	108
2005-06	Darrin Shine	35	156
2006-07	Darrin Shine	34	156
2007-08	Trevor Welcher	30	92
2008-09	Trevor Welcher	32	71
200-10	Jay Threatt	29	123
2010-11	Jay Threatt	30	179
2011-12	Jay Threatt	26	156
2012-13	Albert Thomas	30	84
2013-14	Kendall Williams	30	84
2014-15	Kendall Williams	33	93
2015-16	Devin Morgan	31	83





DELAWARE STATE ALL-TIME RECORDS

Single Season (Team)

Most Wins	21 (2006-07); 21-13 21 (2005-06); 21-14 19 (1990-91); 19-11 19 (2004-05); 19-14 18 (1978-79); 18-10 18 (1973-74); 18-11 17 (1969-70); 17-8 17 (1974-75); 17-9 17 (2009-10); 17-12
Most Losses	25 (1976-77); 2-25 (2015-16); 7-25
Most MEAC Wins	16 (2005-06); 16-2 16 (2006-07); 16-2 14 (2004-05); 14-4
Most MEAC Losses	15 (1987-88); 1-15
Most Points	2741 (1990-91); 30 gms. 2533 (2014-15); 36 gms. 2433 (1973-74); 29 gms 2357 (1988-89); 28 gms 2346 (1989-90); 28 gms 2266 (1969-70); 25 gms 2149 (1991-92); 28 gms 2138 (1992-93); 29 gms 2063 (1983-84); 28 gms 2059 (1967-68); 23 gms
Best Scoring Avg.	91.4 (1990-91); 2741 pts. in 30 gms. 90.6 (1969-70); 2266 pts. in 25 gms.
Most Points Allowed	2607 (2014-15); 36 gms. 2587 (1990-91); 30 gms
Most Field Goals	1035 (1973-74); 29 gms 1031 (1990-91); 30 gms 938 (1969-70); 25 gms. 888 (2014-15); 36 gms. 877 (1967-68); 23 gms 872 (1988-89); 28 gms 860 (1974-75); 24 gms 858 (1979-80); 27 gms 851 (1990-91); 28 gms 842 (1978-79); 28 gms
Top Field Goal Pct.	.531 (1959-60); 610-1149 .517 (1965-66); 683-1321 .512 (1965-66); 812-1586 .503 (1979-80); 858-1706 .492 (1990-91); 1031-2094
Most 3pt. Field Goals	282 (2014-15); 796 att. 221 (2001-02); 667 att. 217 (2006-07); 646 att. 213 (2004-05); 622 att. 207 (2005-06); 593 att. 206 (2010-11); 594 att. 202 (1998-99); 547 att. 200 (2007-08); 581 att.
Most 3pt. Attempts	796 (2014-15); 36 gms. 646 (2006-07); 34 gms.

Top 3pt. FG Pct.	.380 (1989-90); 193-508
Most Free Throws	542 (1991-92) 538 (1990-91) 491 (1969-70) 480 (1988-89) 475 (2014-15) 472 (1984-85)
Top Free Throw Pct.	.743 (2004-05); 668 att.
Most Rebounds	1561 (1973-74); 29 gms 1375 (2014-15); 36 gms. 1341 (1969-70); 25 gms 1306 (1970-71); 22 gms 1278 (1971-72); 22 gms 1261 (1990-91); 30 gms 1248 (1974-75); 24 gms 1214 (1967-68); 23 gms 1193 (1988-89); 28 gms 1187 (1985-86); 28 gms
Top Rebound Avg.	59.4 (1970-71); 1306 in 22 gms
Most Assists	492 (1990-91); 30 gms 488 (1989-90); 28 gms 430 (2014-15) 36 gms. 424 (1983-84); 28 gms 410 (1987-88); 28 gms (1988-89); 28 gms 398 (2000-01); 28 gms 397 (2006-07); 34 gms 395 (2001-02); 29 gms 385 (1992-92); 29 gms 384 (1971-72); 22 gms 383 (1979-80); 27 gms (1985-86); 28 gms
Most Turnovers	649 (1988-89); 28 gms 617 (1992-93); 29 gms
Most Blocks	192 (2011-12); 29 gms 185 (2012-13); 33 gms 145 (1989-90); 28 gms 123 (1984-85); 29 gms (2008-09); 32 gms 114 (1992-93); 29 gms 113 (1980-81); 26 gms 110 (1982-83); 28 gms 109 (2010-11); 30 gms
Most Steals	344 (1978-79); 28 gms 306 (1979-80); 27 gms 284 (1990-91); 30 gms 276 (1991-92); 28 gms 267 (1986-87); 28 gms 264 (1992-93); 29 gms (2004-05); 33 gms
Most 100-pt. Games	9 (1969-70); 25 gms (1009-91); 30 gms 6 (1965-66); 22 gms (1968-69); 25 gms

Single Game (Team)

Most Points	180, vs. Amphibious Force (1968-69); 180-106 133, vs. Friendship (1978-79); 133-91 131, vs. York (1973-74); 131-89 129, vs. Norfolk St. (1967-68); 129-103 121, vs. D.C. Teachers (1970-71); 121-102 vs. Brooklyn (2/2/89); 121-96 119, vs. Bloomfield (1965-66); 119-93 vs. Bowie State (1967-68); 119-86 116, vs. St. Paul's (1969-70); 116-89 115, vs. York (1972-73); 115-103
Most Points Allowed	139, vs. George Mason (11/25/05); 73-139 138, vs. Texas Christian (12/3/97); 75-138
Most Rebounds	62, vs. St. Paul's (2/15/68) vs. Elizabeth City State (12/1/93) 61, vs. Bethune-Cookman (2/16/91) 60, vs. Central Connecticut (2/1/93)
Most Field Goals	50, vs. Friendship (1978-79); 133-91 49, vs. Bloomfield (1965-66); 119-93
Most 3pt. FGs	14, vs. Bowie (14-32); 12/9/93 vs. Phila. Biblical (14-28); 11/20/10 vs. UMES (14-29); 2/14/15 13, vs. Brown (13-23); 12/28/89 vs. Norfolk St. (13-24); 2/7/11 vs. Hampton (13-23); 2/17/07 vs. Coppin St. (13-33); 2/9/02 vs. Hampton (13-26); 3/2/15
Most 3pt. FG att.	40, vs. SUNY (9-40); 1/25/92
Most Free Throws	71, vs. UMES (12/17/71) 69, vs. Quinnipiac (12/14/71)
Most Assists	33, vs. Northwestern State (11/30/90) 30, vs. St. Francis (Pa.), 1/4/90
Most Blocks	15, vs. Wagner (11/26/11) 14, vs. Wagner (11/14/12) 13, vs. Florida A&M (1/23/12) 12, vs. Hampton (2/25/13) 12, vs. NCA&T (1/30/12) 12, vs. Hampton (2/25/13)
Most Steals	21, vs. Bethune-Cookman (2/16/91) 20, vs. Central Conn. (12/2/95) vs. Brooklyn (2/14/90) 19 (in three games)
Top Shooting Percentage (Game)	.721 vs. Fairleigh Dickinson (31-for-43); 12/7/02
Top Shooting Percentage (Half)	.786 vs. Howard (22-28); 2/11/08 (first half) .743 vs. Fairleigh Dickinson (14-19); 12/7/02 (2nd half)
Most Turnovers	51, vs. Texas Christian (12/3/97)



DELAWARE STATE ALL-TIME RECORDS

Single Season (Individual)

Most Points

740	Tom Davis (1990-91); 30 games
706	Tom Davis (1988-89); 28 games
671	Amere May (2014-15); 32 games
665	Tom Davis (1989-90); 28 games
564	Dave Withers (1969-70); 25 games
535	Roy Bright (2007-08); 28 games
528	Ronald Horton (1967-68); 23 games
527	Jahsha Bluntt (2006-07); 34 games
522	Tyrone Boger (1991-92); 28 games
512	Roy Bright (2006-07); 33 games

Top Scoring Average

25.5 ppg	Dave Withers (1969-70); 25 games
25.2	Tom Davis (1988-89); 28 games

Most Field Goals


292	Tom Davis (1990-91); 30 games
276	Tom Davis (1988-89) 28 games
263	Tom Davis (1989-90); 28 games
227	Amere May (2014-15); 32 games
221	Dave Withers (1969-70); 25 games

Most Field Goal Attempts

543	Amere May (2014-15)
518	Tom Davis (1990-91)

Most Rebounds

543	Ronald Horton (1967-68); 23.1 pg
401	Kendall Gray (2014-15); 11.8 pg
401	Marvin Spratley (1971-72); 22.3 pg
400	Dave Withers (1970-71); 19.0 pg
366	Tom Davis (1990-91); 12.2 pg



Tom Davis, the Hornets' all-time leading scorer (2,275 points), tallied a school-record 740 points during the 1990-91 season

Most Three-Point Field Goals

91	Tim Anderson (1989-91); 28 games
	Jahsha Bluntt (2005-06); 35 games
89	Jahsha Bluntt (2004-05); 30 games
89	Amere May (2014-15); 32 games
79	Jahsha Bluntt (2006-07); 34 games
	Roy Bright (2007-08); 28 games
78	Roy Bright (2007-08); 28 games
76	Casey Walker (2011-12); 29 games
73	Tyshawn Bell (2014-15); 36 games
73	Casey Walker (2010-11); 30 games
70	Desi Washington (2010-11) 30 games
	Devin Morgan (2015-16) 31 games

Most Three-Point Attempts

233	Jahsha Bluntt (2005-06); 91-233
230	Amere May (2014-15); 89-230
226	Jahsha Bluntt (2006-07); 79-226
220	Roy Bright (2007-08); 78-220
218	Jahsha Bluntt (2004-05); 89-218
210	Casey Walker (2010-11); 73-210
206	Casey Walker (2011-12); 76-206

Most Free Throws

156	Tom Davis (1990-91); 156-266
154	Tom Davis (1988-89); 154-242
139	Tom Davis (1989-90); 139-246

Most Free Throw Attempts

266	Tom Davis (1990-91); 156-266
-----	------------------------------

Most Assists

179	Jay Threatt (2010-11); 29 games
156	Jay Threatt (2011-12); 26 games
	Emanuel Davis (1989-90); 28 games
	Darrin Shine (2005-06); 35 games
	Darrin Shine (2006-07); 34 games
154	Antoine Morris (1995-96); 27 games
139	Emanuel Davis (1990-91); 30 games



Jay Threatt (above) is DSU's career leader in assists and steals



DELAWARE STATE ALL-TIME RECORDS

Single Season (Individual)

Most Blocks

95	Kendall Gray (2014-15); 34 games
81	Kendall Gray (2013-14); 30 games
75	Kendall Gray (2012-13); 29 games
72	Marques Oliver (2011-12) 29 games
67	Tracey Walston (1989-90); 28 games
63	Marques Oliver (2010-11); 29 games
61	Marques Oliver (2012-13); 32 games

Most Steals

97	Anthony Baylor (1979-80); 26 games
96	Joe Jeter (1986-87); 28 games
93#	Jay Threatt (2010-11); 30 games
82	Jay Threatt (2009-10); 29 games
78%	Jay Threatt (2011-12); 26 games
73	Anthony Baylor (1978-79); 28 games

% - NCAA Div. I leader

- NCAA Div. I co-leader

Single Game (Individual)

Most Points

50	Tom Davis vs. Brooklyn (2/1/89)
48	Amere May vs. St. Francis Brooklyn (12/17/14)
47	Tom Davis vs. Florida A&M (2/20/89)
44	Tom Davis vs. UMES (2/22/90)
39	Ronald Horton vs. Norfolk State (1967-68)
38	Ronald Horton vs. Norfolk State (1965-66)
38	Tom Davis vs. So. Carolina State (1/23/88)
38	William Hill vs. Howard (1/12/80)

Most Field Goals

22	Tom Davis vs. Brooklyn (2/1/89)
----	---------------------------------

Most Three-Point Field Goals

8	Marty Bailey vs. Florida A&M (MEAC Tourn.); 3/7/00
7	Andre Griffin vs. Bowie State (12/9/93)
	Roy Bright vs. Norfolk State (2/16/08)
6	By seven players

Most Three-Point Field Goal Attempts

24	Tyrone Boger, vs. SUNY-Buffalo (1/25/92)
----	--

Most Rebounds

35	Marvin Spratley vs. St. Paul's (2/11/71)
30	Kendall Gray vs. Coppin State (3/5/15)

Most Assists

13	Antoine Morris vs. Morgan State (2/7/96)
	Antoine Morris vs. Bowie State (2/25/96)
12	Trevor Welcher vs. St. Paul's (11/12/07)
11	Jay Threatt vs. N.C. State (12/22/10)
	Miles Davis vs. Fairleigh Dickinson (12/22/01)
	Miles Davis vs. Towson (12/22/00)

Most Blocks

8	Aaron Fleetwood at Northwestern (12/27/04)
	Marques Oliver vs. Howard (2/25/12)
	Marques Oliver vs. Florida A&M (1/23/12)
	Kendall Gray vs. Wagner (11/14/12)
	Marques Oliver vs. Hampton (2/25/13)
	Kendall Gray at NCA&T (1/20/14)
	Kendall Gray at Wake Forest (11/28/14)
	Kendall Gray vs. UMES (2/28/15)

Most Steals

9	Phil Anderson vs. Penn State (12/29/93)
	Jay Threatt vs. Wilmington (11/16/09)



Jahsha Bluntt is the Hornets' career leader with 303 three-point field goals



DELAWARE STATE ALL-TIME RECORDS

Career (Individual)

Scoring

2275	Tom Davis (1987-91)
1795	Dave Withers (1968-71)
1721	Jahsha Bluntt (2004-07)
1618	Charles Shealy (1977-80)
1501	Terence Hood (1995-99)
1485	Paul Newman (1987-91)
1071	Casey Walker (2010-14)
1427	Andre Matthews (1999-03)
1269	Emanuel Davis (1988-91)
1265	Bernard Campbell (1983-85)
1248	Ronald Horton (1965-68)
1238	Andre Griffin (1991-95)
1208	Tyshawn Bell (2011-15)
1094	Marques Oliver (2009-13)
1085	Brian Parker (1995-98)
1062	Andrew Miles (1991-94)
1047	Roy Bright (2006-08)
1034	Samuel Shepard (1971-75)
1028	James Roundtree (1971-74)
1020	William Hill (1978-82)
1020	Kendall Gray (2011-15)

Top Scoring Average

23.9	Tom Davis (1988-91); 2275 points in 95 games
------	--

Most Rebounds

1211	Dave Withers (1968-71)
1013	Tom Davis (1988-91)
931	Marvin Spratley (1969-72)
842	James Roundtree (1971-74)
821	Kendall Gray (2011-15)
811	James Rogers (1973-76)
769	Fred Simmons (1972-76)

Most Field Goals

894	Tom Davis (1988-91)
-----	---------------------

Most Field Goal Attempts

1649	Tom Davis (1988-91)
------	---------------------

Most Three-Point Field Goals

303	Jahsha Bluntt (2003-07)
266	Casey Walker (2010-14)
207	Tyshawn Bell (2011-15)
194	Terence Hood (1995-99)
190	Marty Bailey (1998-02)
159	Miles Davis (2000-04)
153	Emanuel Davis (1988-91)
135	Roy Bright (2006-08)

Most Three-Point Field Goal Attempts

835	Casey Walker (2010-12)
574	Jahsha Bluntt (2003-07)

Most Assists

458	Jay Threatt (2009-12)
420	Darrin Shine (2004-07)
390	Miles Davis (2000-04)
378	Emanuel Davis (1988-91)

Most Steals


253	Jay Threatt (2009-12)
183	Emanuel Davis (1988-91)
143	Joe Jeter (1984-87)

Most Blocks

305	Kendall Gray (2011-15)
222	Marques Oliver (2009-13)
143	Tracey Walston (1986-89)
140	Aaron Fleetwood (2004-07)
102	Hijr Sabree (1990-94)

All-Time DSU Head Coaches

Year(s)	Name	Record	Pct.
1949-71	Bennie George	201-219	.479
1971-76	Ira Mitchell	58-70	.453
1976-79	Marshall Emery	30-50	.375
1979-83	Ajac Triplett	44-79	.358
1983-85	Joe Dean Davidson	24-33	.421
1985-88	Marshall Emery	18-66	.214
1988-94	Jeff Jones	78-72	.459
1994-96	Fred Goodman	18-38	.321
1996-97	Art Perry	7-20	.259
1997-99	Jimmy DuBose	17-37	.315
1999-00	Tony Sheals	5-20	.200
2000	Stephen Wilson (interim)	1-2	.333
2000-2014	Greg Jackson	200-216	.482
2014-pres.	Keith Walker	30-49	.438



Dave Withers (1968-71) is DSU's all-time second leading scorer (1795 pts) and top rebounder (1211)



DELAWARE STATE YEAR-BY-YEAR RESULTS

1958-59 (15-6)
Head Coach: Bennie George

DSC	OPP
94 Lincoln (Pa.) 80	
64 Maryland State 59	
60 Johnson C. Smith 57	
73 Phila. Textile 76	
62 Hampton 83	
75 Morgan State 63	
80 D.C. Teachers 56	
85 Howard 77	
71 King's College 81	
72 St. Augustine's 65	
85 Johnson C. Smith 115	
82 Hampton 80	
78 Lincoln 56	
111 D.C. Teachers 72	
96 St. Augustine's 67	
86 Phila. Textile 60	
99 Morgan State 84	
88 Howard 80	
77 Maryland State 89	
66 St. Peter's 55	
87 Va. Union 99	

1959-60
Head Coach: Bennie George

DSC	OPP
58 Lincoln 50	
55 Morgan State 75	
60 Va. Union 51	
65 Hampton 78	
88 Johnson C. Smith 109	
87 Morgan State 62	
81 Phila. Textile 91	
80 King's College 73	
67 Va. Union 77	
89 Howard 87	
78 D.C. Teachers 66	
71 Maryland State 89	
58 St. Augustine's 74	
67 Johnson C. Smith 92	
70 St. Augustine's 71	
77 Hampton 55	
73 Lincoln 64	
61 Maryland State 73	
76 Howard 92	
79 D.C. Teacher's 81	
63 Phila. Textile 48	

1960-61 (3-3)
Head Coach: Bennie George

DSC	OPP
73 Morgan State 72	
46 Va. Union 71	
51 Phila. Textile 54	
87 D.C. Teachers 72	
78 King's College 84	
91 Howard 73	

1965-66 (15-7)
Head Coach: Bennie George

DSC	OPP
104 Lincoln 69	
97 Elizabeth City 93	
108 St. Paul's 89	
104 Hampton 89	
69 Newark College 62	
87 Howard 72	
82 Maryland State 59	
87 Bowie State 76	
75 Cheyney 98	
84 Morgan State 68	
50 Hampton 93	
96 Norfolk State 119	
92 Morgan State 98	
93 Howard 83	
75 St. Paul's 77	
89 Elizabeth City 105	
114 Bowie State 77	
76 Maryland State 77	
81 Newark College 55	
105 Norfolk State 95	
91 Phila. Textile 83	
119 Bloomfield St. 93	

1967-68 (10-13)
Head Coach: Bennie George

DSC	OPP
90 Lincoln 35	
79 Elizabeth City 102	
80 Hampton 82	
92 St. Paul's 74	
105 Pace 77	
75 Quinpiac 80	
86 Howard 87	
74 Maryland State 103	
66 Morgan State 85	
113 Bowie State 89	
89 Cheyney 90	
86 Norfolk State 111	
72 Virginia State 91	
80 Morgan State 59	
72 Phila. Textile 86	
129 Norfolk State 103	
94 New York Tech 71	
81 Elizabeth City 117	
104 St. Paul's 83	
91 Maryland State 94	
119 Bowie State 86	
99 Hampton 89	
84 Howard 86	

1968-69 (14-11)
Head Coach: Bennie George

DSC	OPP
102 Lincoln 95	
63 Morgan State 68	
77 Virginia State 70	
77 St. Paul's 80	
77 Elizabeth City 77	
180 Amphibious Force 106	
56 Mansfield State 59	
97 Howard 79	
81 Norfolk State 84	
70 Cheyney 82	
92 Hampton 84	
100 Maryland State 101	
97 Norfolk State 122	
93 Bowie State 71	
104 Bowie State 73	
84 Southampton 69	
91 New York Tech 88	
83 Morgan State 51	
84 Elizabeth City 105	
100 St. Paul's 87	
74 Maryland State 88	
88 Hampton 102	
114 Howard 96	

1969-70 (17-8, 10-6 CIAA)
Head Coach: Bennie George

DSC	OPP
94 York 54	
72 Morgan State 82	
98 Bowie State 59	
116 St. Paul's 89	
118 St. Mary's (MD) 73	
105 Hampton 88	
101 Virginia State 88	
98 Virginia State 78	
93 Cheyney 106	
111 Norfolk State 117	
109 York 86	
88 Howard 87	
90 Maryland State 125	
98 Lincoln (PA) 83	
88 Norfolk State 111	
76 Hampton 70	
102 Virginia Union 84	
89 St. Mary's (MD) 82	
96 Morgan State 79	
91 Bowie State 76	
100 St. Paul's 79	
85 Maryland State 91	
73 Howard 86	
76 N.C. A&T State 82	

1970-71 (10-13)
Head Coach: Bennie George

DSC	OPP
121 Dist. of Columbia 102	
69 Morgan State 70	
89 Bowie State 74	
97 St. Paul's 86	
96 Hampton 84	
94 Monmouth 87	
86 UMES 107	
76 Bowie State 57	
86 Cheyney 87	
85 Howard 77	
77 UMES 92	
73 Lincoln (PA) 80	
87 Hampton 91	
100 Norfolk State 115	
79 Norfolk State 105	
89 Virginia Union 103	
94 Morgan State 73	
93 Virginia State 102	
84 Virginia State 106	
95 St. Paul's 92	
79 Virginia Union 85	
2 D.C. Teachers* 0	
71 Howard 70	

*Won by forfeit

1971-72 (7-15, 2-9 MEAC)
Head Coach: Ira Mitchell

DSC	OPP
70 Monmouth 85	
56 Morgan State* 62	
55 N. C. A&T State* 91	
51 N.C. Cent.* 43	
69 S. Conn. 75	
89 Quinpiac 84	
76 UMES* 80	
81 Dist. of Columbia 78	
80 Lincoln (PA) 60	
42 Morgan State* 60	
67 Howard* 85	
104 Salisbury State 112	
66 Lincoln (PA) 92	
85 Bowie State 59	
72 UMES* 66	
64 Howard* 68	
90 Dist. of Columbia 66	
60 Bowie State 62	
66 N. C. A&T State 77	
50 N.C. Cent.* 72	
84 S.C. State* 85	
54 S.C. State + 55	

*MEAC Games
+MEAC Tourn. QF

1972-73 (10-13, 3-9 MEAC)
Head Coach: Ira Mitchell

DSC	OPP
74 UDC 55	
82 N.C. A&T State* 83	
115 YORK 59	
103 Salisbury State 80	
94 Shaw 95	
88 St. Augustine's 82	
96 Lincoln (PA) 103	
68 Morgan State* 73	
78 Lincoln (PA) 54	
59 Howard* 70	
88 UMES 90	
81 Howard* 94	
83 Bowie State 71	
64 N.C. A&T State* 66	
87 N.C. Cent.* 56	
60 S.C. State* 91	
67 Bowie State 64	
105 S.C. State* 88	
85 UMES* 95	
62 Gannon 101	
71 Mercyhurst 77	
82 Morgan State* 78	
74 N.C. A&T State+ 91	

*MEAC Games
+MEAC Tourn. QF

1973-74 (18-11, 5-8 MEAC)
Head Coach: Ira Mitchell

DSC	OPP
73 Monmouth 85	
106 Dist. of Columbia 78	
94 N.C. A&T State* 71	
106 N.C. Cent.* 79	

79 UMES* 87	
79 Bowie State 66	
79 Shaw 76	
98 Hampton 67	
70 Virginia Union 83	
85 Lincoln (PA) 89	
73 Morgan State* 76	
77 Lincoln (PA) 74	
50 Howard* 67	
106 UMES* 113	
83 Norfolk State 76	
66 Morgan State* 84	
89 Bowie State 68	
66 Morgan State* 84	
89 Bowie State 68	
66 Morgan State* 84	
89 Bowie State 68	
66 Howard* 65	
97 S.C. State* 74	
70 Norfolk State 68	
88 Spring Garden 66	
93 S.C. State* 98	
85 Virginia Union 83	
88 Howard+ 91	
85 Coppin State* 55	
78 Millersville* 84	

* MEAC Games
+ MEAC Tourn. QF
•NAIA Dist. 19 Tourn.

1974-75 (17-9, 8-5 MEAC)
Head Coach: Ira Mitchell

DSC	OPP
2 Dist. of Columbia* 0	
72 N.C. A&T State* 73	
77 N.C. Cent.* 76	
104 Fayetteville State 95	
86 Virginia Union 87	
100 St. Augustine's 87	
67 Lincoln (PA) 61	
80 Virginia Union 65	
100 Coppin State* 80	
88 UMES* 84	
79 Morgan State* 83	
83 Howard* 77	
86 N.C. A&T State* 88	
80 N.C. Cent.* 85	
2 Morgan State 0	
104 Lincoln (PA) 90	
78 S.C. State* 63	
60 Va. Comm. 91	
97 S.C. State* 81	
112 Fayetteville State 85	
78 Howard* 85	
76 UMES* 74	
114 Spring Garden 97	
77 N.C. Cent.+ 57	
72 Morgan State# 78	
78 Howard^ 89	

* Won by forfeit
* MEAC Games
+ MEAC Tourn. QF
#MEAC Tourn. SF
^ MEAC Tourn. Final

1975-76 (6-17, 3-9 MEAC)
Head Coach: Ira Mitchell

DSC	OPP
103 Elizabeth City 85	
74 Elizabeth City 76	
76 Rutgers-Camden 86	
66 N.C. A&T State* 74	
65 N.C. Cent.* 81	
84 Howard* 82	
83 Virginia Union 99	
82 Kent State 116	
62 Lincoln (PA) 64	
84 Virginia Union 93	
87 UMES* 68	
50 Morgan State * 74	
60 Howard* 64	
76 Coppin State* 99	
56 N.C. A&T State* 57	
80 N.C. Cent.* 73	
52 Morgan State* 58	
58 S.C. State* 66	
62 Coppin State* 78	
78 Lincoln (PA) 77	
75 VA Commonwealth 105	
58 S.C. State+ 64	
78 UMES# 71	

* MEAC Games
+ MEAC Tourn. QF
MEAC Tourn. SF



DELAWARE STATE YEAR-BY-YEAR RESULTS

1976-77 (2-25, 0-12 MEAC)

Head Coach: Marshall Emery

DSC OPP

47	Robert Morris	54
47	Old Dominion	113
78	Howard*	105
69	Virginia Union	79
54	Elizabeth City	79
61	Bowie State	51
64	Rutgers-Camden	81
57	Fairmont State*	94
59	Campbell*	95
62	Lincoln (PA)	70
55	Kings (PA)	69
41	N.C. A&T State*	44
65	N.C. Cent.*	80
70	Virginia Union	88
67	Morgan State*	81
50	Howard*	56
67	UMES*	87
65	N.C. A&T State*	71
64	N.C. Cent.*	90
57	Morgan State*	87
65	S.C. State*	89
59	Lincoln (PA)	76
49	S.C. State*	89
52	Va. Common	78
80	Bowie State	79
54	UMES*	59
65	N.C. Cent.+	66

* - MEAC Game

1977-78 (10-15, 5-7 MEAC)

Head Coach: Marshall Emery

DSC OPP

58	Winston-Salem*	111
67	Barber Scotia*	72
75	York	79
87	SO. EAST.	72
79	Bowie State	52
52	Lincoln (PA)	65
56	Winston-Salem\$	83
64	S.C. State\$	66
53	Lincoln (PA)	58
58	Howard*	75
55	N.C. A&T State*	82
82	N.C. Cent.*	77
56	Morgan State*	83
48	Howard*	58
61	UMES*	90
69	N.C. A&T State*	58
69	N.C. Cent.*	68
67	Morgan State*	82
73	S.C. State*	83
78	Phila. Pharmacy	69
65	S.C. State*	62
65	Bowie State	53
75	York	64
73	UMES*	62
50	S.C. State+	64

* MEAC Games

\$ Winston-Salem Tip Off Tourn.

Winston-Salem Holiday Fest.

+ MEAC Tourn.

1978-79 (18-10, 8-6 MEAC)

Head Coach: Ajac Triplett

DSC OPP

74	S. Eastern	61
57	Phila. Pharmacy	62
83	Rutgers-Camden	60
80	Bowie State	68
69	Robert Morris	91
80	Salisbury State	67
92	York	60
133	Friendship	91
52	Youngstown State	69
55	Kent State	58
92	Lincoln(PA)	79
65	Howard*	81
59	N.C. A&T State*	61
80	N.C. Cent.*	67
70	Howard*	62
59	Morgan State*	57
79	UMES*	77
65	N.C. A&T State*	80
63	N.C. Cent.*	70
60	Morgan State*	53

89	S.C. State*	86
95	Lincoln(PA)	77
75	S.C. State*	71
73	York	54
78	Bowie State	65
45	UMES*	47
78	S.C. State+	73
51	Howard#	61

* MEAC Tourn. QF

+ MEAC Tourn. QF

MEAC Tourn. SF

1979-80 (15-12, 6-3 MEAC)

Head Coach: Ajac Triplett

DSC OPP

83	Old Dominion	102
78	W. Chester	72
77	Robert Morris	73
85	Salisbury State	79
75	Southern	86
84	Florida A&M*	71
66	Jackson State	71
63	Mississippi Valley	65
66	Grambling	77
82	TX Southern	65
94	Southern	79
91	W. Chester	77
92	Howard*	90
83	Samford	75
74	Ark.-Little Rock	78
89	Howard*	96
94	Mississippi Valley	66
69	UMES*	68
67	Morgan State*(ot)	68
85	S.C. State*	91
79	East Carolina	89
74	S.C. State*	73
72	Towson State	85
92	S. Eastern	56
70	N.C. A&T State*	59
90	UMES*	73
67	Florida A&M+	69

* MEAC Games

+MEAC Tourn.

1980-81 (8-81, 4-7 MEAC)

Head Coach: Ajac Triplett

DSC OPP

73	Southern	85
47	St. Louis	70
61	W. Chester	65
63	Mississippi Valley	64
67	N.C. A&T State*	74
75	Winston-Salem*	74
77	S. Eastern	62
83	S.C. State*	70
75	N.C. A&T State*	78
48	Pittsburgh	86
73	Florida A&M*	77
47	B-CC*	62
61	Baptist	62
75	S.C. State*	91
48	N.C. A&T State*	52
81	UMES*	73
47	Florida A&M*	48
57	B-CC*	56
81	Morgan State*	72
68	East Carolina	63
76	Howard*	74
76	W. Chester	83
62	Howard*	76
79	Maine	98
75	Boston	87
53	Howard+	67

* MEAC Games

+ N.C. A&T St. Tourn.

+ MEAC Tourn. QF

1981-82 (13-13, 4-8 MEAC)

Head Coach: Ajac Triplett

DSC OPP

67	Boston	88
67	Youngstown State	51
75	W. Chester	64
68	Howard*	84
69	Rider	60
98	Wilmington	76

65	S.C. State*	66
70	Georgia State	63
70	Rider	66
68	S.C. State*	73
57	N.C. A&T State*	58
53	Eastern Illinois	52
78	Western Illinois	92
79	Florida A&M*	79
85	B-CC*	77
73	Utica	59
76	S.C. State*	73
85	N.C. A&T State*	66
74	Florida A&M	79
84	B-CC*	77
47	Youngstown State	72
84	UMES*	73
77	UMES*	81
73	Howard*	76
59	Utica	56
42	Florida A&M+	47

* MEAC Games

+ MEAC Tourn. QF

1982-83 (8-19, 5-7 MEAC)

Head Coach: Ajac Triplett

DSC OPP

60	W. Chester	70
96	International (2 ot)	92
48	Miss. Valley St.	64
56	Southern	79
70	International	67
63	International	83
66	Siena*	61
68	Illinois-Chicago*	82
78	S.C. State*	77
68	N.C. A&T State*	67
73	Howard*	85
59	Brooklyn	71
58	Florida A&M	49
76	B-CC*	74
61	Utica	80
62	Florida A&M*	59
63	B-CC*	72
86	S.C. State*	91
63	N.C. A&T State*	90
56	Brooklyn	82
82	UMES*	86
86	Youngstown St.	89
75	UMES*	86
65	Utica	78
62	Howard*	69
58	S.C. State+	65

* MEAC Games

* Siena Tourn

+MEAC Tourn. QF

1983-84 (12-16, 3-7 MEAC)

Head Coach: Joe Dean Davidson

DSC OPP

73	Monmouth	68
82	Old Dominion	105
75	St. Peter's	99
71	Coppin State	69
73	S. Florida*	71
82	Xavier*	104
69	Chicago State	65
70	Morgan State	73
73	S.C. State*	77
73	N.C. A&T State*	88
88	Brooklyn	79
66	Howard*	65
77	Monmouth	80
63	Utica	56
76	Florida A&M*	74
69	B-CC*	70
88	Florida A&M*	78
72	B-CC*	74

72	Coppin State	86
74	Brooklyn	88
58	S.C. State*	61
76	N.C. A&T State*	87
90	UMES*	87
63	Utica	73
79	Howard*	98
82	UMES*	81
68	Youngstown State	70
67	UMES+	52
62	N.C. A&T State#	70

* MEAC Games
 * S. Florida Tourn.
 + MEAC Tourn. QF
 # MEAC Tourn. SF

1984-85 (12-17, 9-4 MEAC)

Head Coach: Joe Dean Davidson

DSC OPP

85	Coppin State*	75
60	East Tennessee	63
50	Maris	55
56	Fairleigh-Dickinson	72
82	Virginia State	63
65	Norfolk State	81
62	Marshall	90
62	Norfolk State	65
57	S.C. State*	69
48	N.C. A&T State*	52
58	Howard*	66
61	St. Peter's	63
66	Monmouth	82
59	Brooklyn	71
83	Morgan State*	68
65	Clemson	96
77	B-CC*	66
76	S.C. State*	70
67	N.C. A&T State*	66
79	Morgan State*	77
68	Connecticut	74
86	St. Francis(PA)	74
74	Brooklyn	96
71	UMES*	59
67	Howard*	86
89	UMES*	55
84	B-CC*	79
68	UMES+	62
59	Howard#	73

* MEAC Games

+ MEAC Tourn. QF

MEAC Tourn. SF

1985-86 (11-17, 7-7 MEAC)

Head Coach: Marshall Emery

DSC OPP

85	Cheyney	83
96	B-CC*	82
57	Utica	62
65	Long Island	68
61	Campbell	68
69	Ball State	91
58	Brooklyn	57
64	Campbell	76
72	Baptist	83
72	B-CC*	73
65	UMES*	69
47	Howard*	53
65	Utica	69
66	Morgan State*	61
48	N.C. A&T State*	65
56	S.C. State*	52
78	Long Island	83
69	S.C. State*	62
42	N.C. A&T State*	56
51	Brooklyn	55
59	Howard*	65
62	Coppin State*	59
78	Brooklyn	76
82	UMES*	58
99	St. Francis(PA)	84
63	Morgan State*	65
77	Coppin State*	75
64	UMES+	75

* MEAC Games

+ MEAC Tourn. QF



DELAWARE STATE YEAR-BY-YEAR RESULTS

1986-87 (4-24, 3-11 MEAC)

Head Coach: Marshall Emery

DSC		OPP
56	Cheyney	63
51	Morgan State*	82
63	B-CC*	58
60	Long Island	81
77	Cent. State	78
74	Virginia State	83
42	Clemson*	95
56	S.E. Louisiana*	71
50	New Orleans	81
48	Cent. Florida	70
55	B-CC*	65
80	UMES*	72
66	Brooklyn	76
55	Howard*	76
70	Cent. Conn.	73
45	N.C. A&T State*	82
53	S.C. State*	64
53	Long Island	79
57	S.C. State*	58
51	N.C. A&T State*	71
66	Coppin State	73
52	Howard*	64
70	Coppin State	85
59	Cent. Conn. State	63
84	UMES*	82
64	Brooklyn	62
59	Morgan State*	81
63	B-CC+	64
* MEAC Games		
• TCBY Classic Tourn.		
+ MEAC Tourn. QF		

1987-88 (3-25, 1-15 MEAC)

Head Coach: Marshall Emery

DSC		OPP
89	Cheyney	91
73	B-CC*	70
71	Xavier	100
83	Virginia State	102
96	Wright State	99
74	Florida A&M*	87
74	International	88
65	Cent. Conn. State	76
81	Long Island	85
86	Lincoln(PA)	79
67	Florida A&M*	89
72	B-CC*	75
54	Howard*	64
69	UMES*	71
71	Brooklyn	100
73	Florida A&M*	85
61	Coppin State*	82
56	Morgan State*	70
61	N.C. A&T State*	94
64	S.C. State*	75
57	S.C. State*	85
60	N.C. A&T State*	93
59	Howard*	69
64	Coppin State*	90
69	Brooklyn	59
89	UMES*	92
71	Morgan State*	76
73	Florida A&M+	104
* MEAC Games		
+MEAC Tourn. QF		

1988-89 (11-17, 6-10 MEAC)

Head Coach: Jeff Jones

DSC		OPP
83	Baptist	82
89	Cheyney (ot)	90
66	Akron	105
39	Washington State	93
62	Radford	104
70	St. Paul's	83
95	Lincoln(PA)	63
62	Fairleigh-Dickinson	77
64	B-CC*	73
56	Florida A&M*	54
100	Brooklyn	84
87	Howard*	70
85	Morgan State*	86
86	N.C.A&T State*	96
94	S.C. State*	107
103	St. Paul's	92
70	Howard*	60

70	Coppin State	81
121	Brooklyn	96
96	N.C.A&T State*	114
96	S.C. State*	105
89	UMES*	78
71	Coppin State*(ot)	75
104	Morgan State*(ot)	102
78	BC-C*	98
109	Florida A&M*	130
110	UMES*	104
105	Florida A&M+	112
* MEAC Games		
+ MEAC Tourn.QF		

1989-90 (14-14, 9-7 MEAC)

Head coach: Jeff Jones

DSC		OPP
53	Maryland	87
66	CENT.CONN.	58
80	Brooklyn	51
90	N.M.State	104
63	TX-El paso	98
75	Arkansas*	117
86	Mount St. Mary's*	99
81	Brown	76
100	ST.FRANCIS(PA)	79
80	B-CC*	67
73	FLORIDA A&M*	77
84	Howard*	73
98	Morgan State*	84
71	N.C.A&T State*	74
82	S.C.State*	92
77	Coppin State*	79
74	Howard*	75
93	N.C.A&T State*	85
89	S.C.State*	88
72	Coppin State*	68
80	UMES*	75
111	Morgan State*	95
107	Brooklyn	98
106	B-CC*	112
87	Florida A&M*	91
111	UMES*	100
83	Cent.Conn.State	84
75	N.C.A&T State*	96
* MEAC Games		
+ MEAC Tourn.QF		
+Mount St.Mary's Tourn		

1990-91 (19-11, 10-6 MEAC)

Head Coach: Jeff Jones

DSU		OPP
96	SUNY-BUFF.	79
67	Ohio State	116
70	Penn State*	88
102	N.Western State	90
99	LINCOLN(PA)	50
82	Wichita State	88
94	St.Francis(PA)	100
96	Liberty\$	73
104	Youngstown St.\$	96
98	B-CC*	74
100	Florida A&M*	87
90	LINCOLN(PA)	78
77	Howard*	73
87	Morgan State*	79
117	N.C.A&T State*	103
74	S.C. State*	76
92	Brooklyn	73
66	Coppin State	76
80	Howard*	86
82	N.C.A&T State*	95
85	S.C. State*	92
71	Coppin State*	97
109	UMES*	95
102	Morgan State*	96
124	B-CC*	84
115	Florida A&M*	101
109	UMES*	87
95	Howard*	93
93	Morgan State#	78
80	Florida A&M^	84
* MEAC Games		
+ MEAC Tourn.QF		
+Dr. Pepper Classic-Wadl,TX		
\$ Youngstown Holiday Tourn.		
# MEAC Tourn.SF		
^ MEAC Tourn. Final		

1991-92 (13-15, 9-7 MEAC)

Head Coach: Jeff Jones

DSU		OPP
81	Mount St. Mary's	78
68	Wichita State	78
101	LINCOLN(PA)	81
99	Delaware	95
54	Kanass State	115
76	Georgetown	93
68	Eastern Wash*	102
67	TX A&M*	69
73	N.M. State	109
84	B-CC*	78
83	Florida A&M*	80
96	Howard*	95
99	Morgan State*	81
73	N.C.A&T State*	81
62	S.C. State*	88
2	LINCOLN(PA)	0
58	SUNY-BUFFALO	71
56	Coppin State	79
77	N.C.A&T State*	71
59	S.C. State*	74
96	Coppin State	93
73	UMES*	57
78	Morgan State*	80
98	B-CC*	102
81	Florida A&M*	90
90	UMES*	65
65	Howard*	79
73	Florida A&M+	78
* MEAC Games		
+Ameritas Classic-Lincoln,NE		
+MEAC Tourn. QF		

1992-93 (13-16, 6-10 MEAC)

Head coach: Jeff Jones

DSC		OPP
80	Hartford*	81
102	Morgan State*	85
80	ST.FRANCIS(PA)	71
64	Delaware	81
96	Bowie State	80
52	Arizona^	92
74	La Salle^	83
55	UMES*	67
74	B-CC*	71
74	Florida A&M*	71
66	Howard*	69
65	Morgan State*	82
65	Marquette	82
64	N.C.A&T State*	66
73	S.C. State*	71
90	CENT.CONN.	89
64	Coppin State*	75
65	UMES*	69
90	Morgan State* (ot)	93
76	Howard*	56
86	B-CC*	81
88	Florida A&M*	91
82	CENT.CONN. (ot)	81
88	N.C.A&T State+	79
75	S.C. State#	64
53	Coppin State\$	80
* MEAC Games		
• Phila.Classic		
^ Valley Bank Fiesta Bowl		
# MEAC Tourn.SF		
^ MEAC Tourn. Final		
\$MEAC Tourn.QF		

1993-94 (8-19, 5-11 MEAC)

Head coach: Jeff Jones

DSC		OPP
60	St.Joseph's	90
75	San Francisco	123
102	Elizabeth City ST.	91
72	Delaware	73
85	St. Francis(NY)	80
103	Bowie State	92
66	Arkansas^	123
44	Alabama^	82
55	Penn State^	64
73	B-CC*	80
75	Florida A&M*	57
67	Howard*	66

63	Morgan State*	74
66	N.C.A&T State*	69
63	S.C. State*	68
56	Coppin State*	70
64	N.C.A&T State*	73
57	S.C. State*	73
63	UMES*	66
86	Morgan State*	83
68	B-CC*	71
92	Florida A&M*	87
91	Howard*	85
81	Cent.Conn.State	85
66	UMES+ 91	

* MEAC Games
 •Texaco/Hawk Tourn
 ^ Low Country BB Classic
 + MEAC Tourn. QF

1994-95 (7-21, 3-13 MEAC)

Head coach: Fred Goodman

DSC		OPP
80	Delaware	82
73	Wilmington	57
68	St. Francis(PA)	79
79	CENT.CONN.	84
78	Wagner	69
105	St. Francis (NY)	103
61	Mississippi	75
52	Nebraska	94
53	Virginia Tech	81
51	UMES*	75
84	B-CC*	89
82	Florida A&M*	81
65	Coppin State	80
57	Morgan State*	85
75	N.C.A&T State*	85
52	S.C. State	64
60	Dayton	70
73	Howard*	79
59	UMES*	67
69	Morgan State*	61
64	Coppin State	74
71	B-CC*	72
67	Florida A&M*	84
100	Florida A&M+	73
57	Coppin State#	83
* MEAC Games		
+ MEAC Tourn.QF		
# MEAC Tourn.SF		

1995-96 (11-17, 8-8 MEAC)

Head coach: Fred Goodman

DSC		OPP
73	George Mason	139
68	ST. FRANCIS(NY)	73
64	James Madison	88
77	Cent.Conn.State	98
64	Wagner	59
64	ST. FRANCIS(PA)	82
57	Xavier	87
41	Nebraska	88
66	UMES*	72
92	B-CC*	83
79	Florida A&M*	68
77	Coppin State*	92
73	Howard*	71
55	Maryland	118
66	N.C.A&T State*	68
71	S.C. State*	99
75	Morgan State*	66
87	N.C.A&T State*	78
67	S.C. State*	99
75	Morgan State*	68
67	UMES*	70
65	Howard*	63
77	Coppin State*	90
83	B-CC*	78
80	Florida A&M*	86
93	BOWIE STATE (ot)	92
59	UMES+	56
64	Coppin State#	78

* MEAC Games
 + MEAC Tourn.QF
 # MEAC Tourn.SF



DELAWARE STATE YEAR-BY-YEAR RESULTS

1996-97 (7-20, 7-11 MEAC)

Head coach: Art Perry

DSC		OPP
63	Delaware	91
51	Illionis	92
50	Tulsa	79
56	Oklahoma	83
55	Dayton	83
51	Georgetown	87
63	Houston	74
59	Wagner	73
67	UMES*	60
59	B-CC*	76
60	Florida A&M*	69
78	Morgan State*	77
77	Howard*	68
74	N.C.A&T State*	82
65	S.C. State*	73
83	Coppin State* (ot)	90
66	N.C.A&T State*	82
65	S.C. State*	73
66	UMES*	86
80	Morgan State*	76
87	Howard* (ot)	86
78	Morgan State*	58
76	B-CC*	79
84	Florida A&M* (ot)	80
68	Hampton*	86
82	S.C. State+ (ot)	85
* MEAC Games		
+ MEAC Torn.QF		

1997-98 (9-18, 7-11 MEAC)

Head coach: James DuBose

DSC		OPP
91	Wash. College	82
84	Wesley	59
85	Arizona State	123
75	TX Christian 138	
63	Georgia Tech	84
60	Rutgers	85
76	Florida A&M*	96
66	Coppin State*	79
64	Delaware	77
60	Howard*	68
68	Morgan State*	80
68	N.C.A&T State*	66
79	S.C. State*	90
75	UMES*	74
50	Hampton*	68
60	Coppin State*	83
64	Norfolk State*	86
76	B-CC*	66
86	Howard*	83
83	Morgan State*	73
64	N.C.A&T State*	74
57	S.C. State*	73
62	UMES*	57
65	Hampton*	78
74	B-CC*	61
61	Florida A&M*	74
73	Florida A&M+	88
* MEAC Games		
+ MEAC Torn.QF		

1998-98 (8-18, 5-13 MEAC)

Head Coach: Jimmy Dubose

DSU		OPP
74	Delaware	87
73	New Hampshire	85
89	Brown*	79
78	Drake	91
67	UCLA	109
76	Hampton*	83
76	UMES*	89
87	Norfolk State*	96
57	St. Bonaventure	81
61	B-CC*	72
85	FLORIDA A&M*	79
79	Stony Brook	75
75	Howard*	87
63	COPPIN STATE*	78
58	MORGAN STATE*	68
79	N.C.A&T State*	84
65	S.C.STATE*	75
57	HAMPTON*	71
90	NORFOLK ST.*	104
95	LEHIGH	86
66	B-CC*	64
83	Florida A&M*	78
67	HOWARD*	64
63	Coppin State*	74
75	Morgan State*	81
80	UMES*	73

75	UMES+	90
* MEAC Games		
+ Mohegan Sun Classic		
+ MEAC Tourn. (Play-In)		

1999-00 (6-22, 5-13 MEAC)

Head Coach: Tony Sheals

DSU		OPP
47	Marist*	72
61	Maine*	69
51	Drake	81
68	VA Common.(ot)	79
72	UMES* (ot)	74
51	Tulsa	64
50	UMKC	53
52	Tulsa	72
63	Duquesne	67
73	Coppin State* (2ot)	77
53	S.C. STATE*	61
65	N.C. A&T STATE*	69
60	Norfolk State*	62
67	Hampton*	71
53	ALBANY	50
61	Florida A&M*	55
60	B-CC*	70
53	UMES	66
83	HOWARD* (ot)	76
72	MORGAN STATE	61
62	COPPIN STATE*	68
57	S.C. State*	63
55	N.C. A&T State*	69
78	Norfolk State* (ot)	76
73	Hampton*	87

Head Coach: Stephen Wilson

DSU (interim)		OPP
75	Howard*	72
77	Morgan State*	86
66	Florida A&M+	69

* MEAC GAMES
+ Pepsi Marist Classic
+ MECA Tourn. (Play-In)

2000-01 (13-15, 11-7 MEAC)

Head Coach: Greg Jackson

DSU		OPP
54	Delaware	79
44	Drake	79
49	UMKC	73
51	Lehigh	58
61	SC STATE*	69
64	NCA&T*	62
84	TOWSON*	66
64	Wyoming	92
65	MAINE	74
53	West Virginia	74
54	UMES*	59
63	Norfolk State*	59
62	B-CC*	53
74	FLORIDA A&M*	57
55	Coppin State*	66
72	MORGAN STATE*	66
53	S.C.State*	67
78	NCA&T*	77
83	UMES*	62
80	HOWARD*	58
58	HAMPTON*	73
73	NORFOLK STATE*	69
63	B-CC*	56
68	Florida A&M*	66
70	Albany	58
73	NCA&T+	83
+ Mohegan Sun Classic		
+ MEAC Tourn. QF		

2001-02 (16-13; 12-6 MEAC)

Head Coach: Greg Jackson

DSU		OPP
69	HARTFORD	57
60	Maine	52
53	Maryland	77
61	Old Dominion	72
78	SC State*	63
63	NCA&T*	76
62	Eastern Michigan	75
70	Fordham	80
79	Fairleigh Dick.	73
44	Villanova	67
57	Towson	64
77	MORGAN STATE*	46
86	B-CC*	66
65	FLORIDA A&M*	50

55	Hampton*	58
82	Norfolk State*	62
77	UMES*	67
55	SC STATE*	61
75	NCA&T*	61
67	Coppin State*	65
54	Morgan State*	52
67	B-CC*	56
62	Florida A&M*	69
58	HAMPTON*	63
66	NORFOLK STATE*	73
71	Howard*	64
54	Coppin State+	45
56	Howard+	65
* MEAC game		
+ MEAC Tournament		

2002-03 (15-12; 13-5 MEAC)

Head Coach: Greg Jackson

DSU		OPP
46	West Virginia	59
38	Dayton	65
57	Hartford	70
44	LSU	65
83	FAIRLEIGH DICK	75
70	WAGNER	63
48	Creighton	68
41	Rutgers	54
62	FLORIDA A&M*	55
70	B-CC*	47
60	NCA&T*	50
53	SC State*	81
46	Coppin State*	54
72	Morgan State*	80
56	UMES*	46
70	HOWARD*	61
71	Hampton* (ot)	66
71	NORFOLK ST.*	56
77	Florida A&M*	97
43	B-CC*	48
76	NCA&T*	53
83	SC STATE*	78
69	COPPIN STATE*	65
80	MORGAN ST.*	53
70	UMES*	57
59	Howard*	56
65	Howard+	68

* - MEAC game

+ - MEAC Tournament

2003-04 (13-15; 11-7 MEAC)

Head Coach: Greg Jackson

DSU		OPP
59	UNLV	65
54	Georgetown	63
59	Wagner	48
48	Creighton	77
39	Nebraska	68
50	Michigan	55
56	MURRAY STATE	65
52	Charlotte	72
60	UMES*	55
67	COPPIN STATE*	50
68	MORGAN STATE*	60
61	Howard*	59
66	Florida A&M*	76
75	B-CC*	59
65	HAMPTON*	56
80	NORFOLK ST.*(ot)	82
74	NCA&T*	61
42	SC State*	60
66	UMES* (ot)	69
39	Coppin State*	50
60	Morgan St.* (ot)	64
76	FLORIDA A&M*	66
84	B-CC*	53
49	Norfolk State*	44
68	Hampton*	74
85	HOWARD*	73
67	Norfolk State\$	55
52	Coppin State\$	55

* - MEAC game

\$ - MEAC Tournament

2004-05 (19-14; 14-4 MEAC)

Head Coach: Greg Jackson

MEAC regular season champs

MEAC Tournament champs

NCAA Tournament appearance

DSU		OPP
67	Illinois	87
50	Texas El-Paso^	83
56	Arizona State^	67
71	Jacksonville St.^	56
69	Tennessee State^	75
60	Marquette	66
65	UMES*	55
45	Michigan State	63
66	JACKSONVILLE ST.	64
39	Murray State	68
43	Northwestern	50
48	Michigan	66
56	COPPIN STATE*	63
68	MORGAN ST.*	53
66	NCA&T* (ot)	70
82	SC State*	73
66	HAMPTON* (ot)	64
50	NORFOLK ST.*	47
72	FLORIDA A&M*	50
63	B-CC*	61
69	HOWARD*	60
71	UMES*	45
63	Coppin State*	71
74	Morgan State*	75
69	NCA&T*	59
67	SC STATE*	65
72	Norfolk State*	68
64	Hampton*	54
66	Howard*	57
66	B-CC+	43
61	SC State+	48
55	Hampton+	53
46	Duke!	57

^ - Las Vegas Tournament

* - MEAC game

+ - MEAC Tournament

! - NCAA Tournament First Round

2005-06 (21-14; 16-2 MEAC)

Head Coach: Greg Jackson

MEAC Regular Season champs

National Invitation Tournament

DSU		OPP
37	UCLA	56
65	Kent State^	56
42	Rutgers^	49
51	Austin Peay^	57
44	Wichita State^	62
54	Northwestern	61
73	Jacksonville St.	62
49	Michigan	69
46	Bradley	68
48	Marquette	60
54	Maryland	68
51	BUFFALO	56
58	COPPIN STATE*	54
66	SC STATE*	60
56	NCA&T*	52
60	Howard*	46
70	UMES*	67
61	Hampton*	58
57	Norfolk State*	54
61	Florida A&M*	50
68	B-CC*	58
51	SC State*	54
48	NCA&T*	45
59	HOWARD*	50
64	UMES*	48
88	HAMPTON*	77
59	NORFOLK ST.*	50



DELAWARE STATE YEAR-BY-YEAR RESULTS

59	NORFOLK ST.*	50
61	Florida A&M*	58
71	B-CC*	72
52	Morgan State*	43
59	Howard\$	47
63	SC State\$	51
56	Hampton\$	60
58	No. Arizona !	53
54	Louisville!	71

^ - So. Padre Island Inv.
 * - MEAC game
 \$ - MEAC Tournament
 ! - National Invitation Tournament

2006-07 (21-13; 16-2 MEAC)
 Head Coach: Greg Jackson
MEAC Regular Season champs
National Invitation Tournament

DSU		OPP
90	ST. PAUL'S	49
50	Pittsburgh	67
43	NC State	63
54	Missouri State^	77
52	Wisconsin^	64
65	Southern^	63
55	Sam Houston^	62
40	Purdue	62
48	Marquette	65
43	Michigan	70
65	Buffalo	62
56	Baylor	59
59	SC State*	53
54	Coppin State*	49
68	Morgan State*	61
66	HOWARD*	57
61	UMES*	47
75	HAMPTON*	64
66	NORFOLK ST.*	56
69	Florida A&M*	73
62	B-CU*	46
53	COPPIN STATE*	45
40	MORGAN ST.*	54
59	Howard*	40
69	UMES*	59
81	Hampton*	74
72	Norfolk State*	61
77	Florida A&M*	61
47	B-CU*	40
62	NCA&T*	53
68	Coppin State\$	49
56	Morgan State\$ (ot)	53
56	Florida A&M\$	58
50	West Virginia!	74

^ - Las Vegas Invitational
 * - MEAC game
 \$ - MEAC Tournament
 ! - National Invitation Tournament

2007-08 (14-16; 10-6 MEAC)
 Head Coach: Greg Jackson

DSU		OPP
77	Allen	44
70	ST. PAUL'S	69
41	Columbia@	47
50	Wis.-Green Bay	70
67	Arkansas	89
47	Georgia	59
59	UMES*	47
38	Arizona State	77
54	USC	83
57	California	74
33	Xavier	65
54	Seton Hall	77
64	SC State*	57
66	Winston-Salem St.	59
69	NORFOLK ST.*	54

61	NCA&T*	63
69	B-CU* (ot)	66
68	Florida A&M*	70
56	Coppin State*	48
59	Morgan State*	64
67	HAMPTON*	58
81	HOWARD*	55
63	Norfolk State*	65
70	NCA&T*	66
49	B-CU*	44
58	FLORIDA A&M*	70
36	MORGAN ST.*	39
67	UMES*	52
64	NCA&T+	62
55	Morgan State+	61

@ - Pre-season NIT
 * - MEAC game
 + - MEAC Tournament

2008-09 (8-24; 6-10 MEAC)
 Head Coach: Greg Jackson

DSU		OPP
71	WILMINGTON	59
64	CHEYNEY	67
58	Lehigh	76
42	Dayton	62
42	Ohio State	72
42	Kentucky	71
42	West Virginia	76
70	Oakland^	75
65	Longwood^	69
49	Connecticut	79
59	UMES*	48
66	Richmond	76
58	Maryland	86
55	Rutgers	60
50	Notre Dame	88
52	SC STATE*	69
73	Winston-Salem	50
61	Norfolk State*	72
78	NCA&T*	64
56	B-CU*	60
64	FLORIDA A&M*	58
65	COPPIN STATE*	72
54	MORGAN ST.*	57
49	Hampton*	39
43	Howard*	59
86	Norfolk State*	74
73	NCA&T*	74
43	B-CU*	50
61	Florida A&M* (ot)	63
50	Morgan State*	64
74	UMES*	60
32	Hampton+ 51	

^ - Las Vegas Invitational
 * - MEAC game
 + - MEAC Tournament

2009-10 (17-12; 11-5 MEAC)
 Head Coach: Greg Jackson

DSU		OPP
67	HOLY FAMILY	57
60	WILMINGTON	44
56	MAINE	59
59	MARY WASH.	43
75	DELAWARE	67
50	UMES*	53
53	Arkansas	71
34	Arizona State	76
44	Ohio State	60
49	UCLA	66
66	LEHIGH	73
49	WINSTON-SALEM	48
67	SC STATE*	58
77	B-CU*	60
64	Florida A&M *	57
62	Morgan State*	52
63	Coppin State*	59
58	HAMPTON*	56
54	HOWARD*	45
54	NCA&T*	65
54	Norfolk State*	52

67	B-CU*	50
66	FLORIDA A&M*	63
65	MORGAN ST.*	68
59	COPPIN STATE*	43
45	Hampton*	64
57	UMES*	37
57	B-CU+	55
66	SC State+ (ot)	70

* - MEAC game
 + - MEAC Tournament

2010-11 (9-21; 5-11 MEAC)
 Head Coach: Greg Jackson

DSU		OPP
63	WASH. ADVENT.	56
54	Maryland	72
103	PHILA. BIBLICAL	41
61	La Salle	65
61	So. Carolina	74
64	UMES*	53
75	Maine	56
42	Pittsburgh	70
50	Delaware	61
70	NC State	72
41	Clemson	76
60	Texas Tech	79
68	NC Central	59
62	SC State*	60
60	B-CU*	61
62	FLORIDA A&M*	57
60	MORGAN ST.*	55
63	COPPIN STATE*	65
66	Hampton* (ot)	70
67	Howard*	70
73	NCA&T* (ot)	78
91	NORFOLK ST.*	83
48	B-CU*	61
63	Florida A&M	69
63	Tenn. State^	78
72	Coppin State*	89
39	Morgan State*	42
64	HAMPTON*	71
50	UMES*	60
59	SC State+	64

^ - SEARS/ESPN Bracketbuster
 * - MEAC game
 + - MEAC Tournament

2011-12 (15-14, 12-4 MEAC)
 Head Coach: Greg Jackson

DSU		OPP
86	WILMINGTON	65
52	Georgia Tech	70
69	Notre Dame	93
104	PHILA. BIBLICAL	41
62	Wagner	85
57	E. KENTUCKY	43
78	at UMES*	68
65	Howard*	72
42	DELAWARE	58
55	TENN. STATE	59
51	Georgia	58
59	Geo. Washington	77
44	N.C. State	78
60	UMES* (ot)	63
59	BETH-COOK*	60
65	FLORIDA A&M*	51
76	N.C. Central*	70
56	No. Carolina A&T*	41
67	NORFOLK STATE*	60
77	HAMPTON*	69
84	Coppin State*	81
74	Morgan State*	73
73	Norfolk State*	63
56	Gardner-Webb^	57
74	Hampton* (2ot)	68
63	HOWARD*	46
72	MORGAN ST.*	73
82	SC STATE*	71
55	Florida A&M+	65

^ - SEARS/ESPN Bracketbuster
 * - MEAC game
 + - MEAC Tournament

2012-13 (15-18, 8-8 MEAC)
 Head Coach: Greg Jackson

DSU		OPP
74	GWYN MERCY	56
95	CAIRN	46
73	WAGNER (ot)	69
48	Illinois State^	87
50	Northwestern^	69
62	Fairleigh Dickinson^	63
53	Navy^	63
51	E. Kentucky	84
76	UMES*	66
73	Delaware (ot)	67
76	Penn State (ot)	80
43	Pittsburgh	71
50	Maryland	79
53	Marshall	51
51	Arkansas	86
53	at UMES*	58
63	HOWARD*	46
68	Beth-Cook*	52
57	Florida A&M*	48
43	NC CENTRAL*	54
53	NCA&T*	44
56	Norfolk State*	74
84	Hampton (2ot)	85
57	COPPIN STATE*	43
52	MORGAN ST.*	50
56	NORFOLK ST.*	60
50	HAMPTON*	57
56	Howard*	53
47	Morgan State*	66
60	SC State*	62
73	Howard+	61
63	Hampton+	60
78	NCA&T+	84.

^ - So. Padre Island Inv.
 * - MEAC game
 + - MEAC Tournament

2013-14 (9-21, 5-11 MEAC)
 Head Coach: Greg Jackson (19 gms.); Keith Walker (11 gms)

DSU		OPP
107	CAIRN	48
50	at Georgia Tech	68
37	at Clemson	58
50	at Geo. Washington	94
70	DELAWARE	80
55	at Buffalo	65
72	BAPTIST BIBLE	47
46	at Dayton	56
54	COPPIN STATE*	73
62	vs. Howard* ^ (ot)	64
43	Oklahoma State	75
57	ST. FRANCIS BROOK.	60
66	GARDNER-WEBB (ot)	65
70	at Campbell	60
60	HAMPTON*	73
56	NORFOLK STATE*	58
52	at NC Central*	62
55	at NCA&T*	66
59	NJIT (ot)	65
64	MORGAN STATE*	77
53	COPPIN STATE*	54
61	SC STATE*	53
79	SAVANNAH STATE*	59
79	at Bethune-Cookman*	67
63	at Florida A&M*	68
84	UMES*	71
59	MORGAN STATE*	56
53	HOWARD*	55
70	at UMES*	84
61	vs. Florida A&M+	65.

^ - Big Apple Classic (Barclays Ctr.)
 * - MEAC game
 + - MEAC Tournament



DELAWARE STATE YEAR-BY-YEAR RESULTS

2014-15 (18-18; 9-7 MEAC)

Head Coach: Keith Walker

MEAC tournament finalist

CBI Tournament appearance

DSU	OPP
77 Penn	75 ot
104 BAPTIST BIBLE	63
55 North Texas	62
71 Arkansas	99
76 Iona	126
72 Wake Forest	65
60 Hawai'i	75
66 Delaware	53
55 CAMPBELL	70
44 Rhode Island	83
72 St. Francis Brooklyn	64
70 Oregon	83
56 Temple	66
90 CHEYNEY	68
69 MORGAN STATE*	73
79 Howard*	76
60 SO. CAROLINA ST.*	49
59 SAVANNAH STATE*	50
67 NCA&T*	52
54 NC Central*	55
74 So. Carolina State*	78
51 NJIT	69
70 BETHUNE-COOKMAN*	75
74 FLORIDA A&M*	90
91 UIMES*	85
92 COPPIN STATE*	96
74 Hampton*	71
71 Norfolk State*	81
65 UMES*	69
85 HAMPTON*	75
104 Coppin State*	92
64 Savannah State#	58
65 Howard#	60
63 NC Central#	57
61 Hampton#	82
57 RADFORD%	78

* MEAC game

MEAC Tournament

% CBI Tournament

71 Coppin State*	67
67 NORFOLK STATE*	64
72 HAMPTON*	82
65 at UMES*	74
65 Hampton*	79
62 COPPIN STATE*	72
58 Savannah State#	63

* MEAC game

MEAC Tournament

2015-16 (7-25; 5-11 MEAC)

Head Coach: Keith Walker

DSU	OPP
52 DELAWARE	62
54 PENN	60
60 Nebraska	75
66 LAMAR	77
55 Cal Riverside	81
59 Fresno State	80
47 San Francisco	67
38 Old Dominion	82
33 Michigan	80
59 Grand Canyon	88
63 Temple	78
58 Utah	105
56 Temple	66
47 TCU	75
93 SUMMITT	44
58 Morgan State*	63
79 So. Carolina State*	90
47 Savannah State*	64
67 HOWARD*	71
57 NCA&T*	55
71 NC CENTRAL*	60
41 SO. CAROLINA STATE*	56
86 CHEYNEY	70
56 Bethune-Cookman*	85
95 Florida A&M*	96 2ot
75 UIMES*	71



DELAWARE STATE MEAC TOURNAMENT HISTORY

1972	Howard 67	Delaware State 57	Quarterfinal
1973	NCA&T 91	Delaware State 74	Quarterfinal
1974	Howard 91	Delaware State 88	Quarterfinal
1975	Delaware State 77	NCCU 57	Quarterfinal
	Morgan St. 78	Delaware State 72	Semi-final
	Howard 89	Delaware State 78	Consolation
1976	Howard 68	Delaware State 57	Quarterfinal
1977	NCCU 66	Delaware State 65	Quarterfinal
1978	SC State 64	Delaware State 50	Quarterfinal
1979	Delaware State 78	SC State 73	Quarterfinal
	Howard 61	Delaware State 51	Semi-final
1980	Florida A&M 69	Delaware State 67	Quarterfinal
1981	Howard 67	Delaware State 53	Quarterfinal
1982	Florida A&M 47	Delaware State 42	Quarterfinal
1983	SC State 65	Delaware State 58	Quarterfinal
1984	Delaware State 67	UMES 52	Quarterfinal
	NCA&T 70	Delaware State 62	Semi-final
1985	Delaware State 68	UMES 62	Quarterfinal
1986	UMES 75	Delaware State 64	Quarterfinal
1987	BCC 64	Delaware State 63	Quarterfinal
1988	Florida A&M 104	Delaware State 73	Quarterfinal
1989	Florida A&M 112	Delaware State 105	Quarterfinal
1990	NCA&T 96	Delaware State 75	Quarterfinal
1991	Delaware State 95	Howard 93	Quarterfinal
	Delaware State 93	Morgan St. 78	Semi-final
	Florida A&M 84	Delaware State 80 (OT)	Final
1992	Florida A&M 78	Delaware State 73	Quarterfinal
1993	Delaware State 88	NCA&T 79	Quarterfinal
	Delaware State 75	SC State 64	Semi-final
	Coppin St. 80	Delaware State 53	Final
1994	UMES 91	Delaware State 76	Quarterfinal
1995	Delaware State 100	FAMU 73	Play-in
	Coppin St. 83	Delaware State 57	Quarterfinal
1996	Delaware State 59	UMES 56	Quarterfinal
	Coppin St. 78	Delaware State 64	Semi-final
1997	SC State 85	Delaware State 82 (OT)	Quarterfinal
1998	Florida A&M 88	Delaware State 73	Quarterfinal
1999	UMES 90	Delaware State 75	Play-in
2000	Florida A&M 69	Delaware State 66	Play-in
2001	NCA&T 83	Delaware State 73	Quarterfinal
2002	Delaware State 54	Coppin State 45	Quarterfinal
	Howard 65	Delaware State 56	Semi-final
2003	Howard 68	Delaware State 65 (OT)	Quarterfinal
2004	Delaware State 67	Norfolk State 55	Quarterfinal
	Coppin State 55	Delaware State 52	Semifinal
2005	Delaware State 66	Bethune-Cookman 43	Quarterfinal
	Delaware State 61	South Carolina State 48	Semifinal
	Delaware State 55	Hampton 53	Final
2006	Delaware State 59	Howard 47	Quarterfinal
	Delaware State 63	SC State 51	Semifinal
	Hampton 60	Delaware State 56	Final
2007	Delaware State 68	Coppin State 49	Quarterfinal
	Delaware State 56	Morgan State 53	Semifinal
	Florida A&M 58	Delaware State 56	Final
2008	Delaware State 64	North Carolina A&T 62	Quarterfinal
	Morgan State 61	Delaware State 55	Semifinal
2009	Hampton 51	Delaware State 32	Opening Round
2010	Delaware State 57	Bethune-Cookman 55	Quarterfinal
	So. Carolina State 70	Delaware State 66	Semifinal
	So. Carolina State 64	Delaware State 59	Opening Round
2011	Florida A&M 63	Delaware State 55	Quarterfinal
2012	Delaware State 73	Howard 61	Opening Round
	Delaware State 63	Hampton 60	Quarterfinal
	No. Carolina A&T 84	Delaware State 78	Semifinal
2014	Florida A&M 65	Delaware State 61	Opening Round

2015	Delaware State 64	Savannah State 58	First Round
	Delaware State 65	Howard 60	Quarterfinal
	Delaware State 63	NC Central 57	Semi-final
	Hampton 82	Delaware State 61	Final
2016	Savannah State 63	Delaware State 58	First Round

DSU VS. ALL OPPONENTS IN MEAC TOURNAMENT

OPP	W-L	LAST WIN	LAST LOSS
Bethune-Cookman	2-1	2010	1987
Coppin State	2-4	2007	2004
Florida A&M	1-11	1995	2014
Hampton	2-3	2013	2015
Howard	4-8	2015	2003
MD-Eastern Shore	3-3	1996	1994
Morgan State	2-3	1991	2008
Norfolk State	1-0	2004	-
NCA&T	2-5	1993	2013
NC Central	2-1	2015	1977
Savannah State	1-1	2015	2016
South Carolina St.	4-5	2006	2011
26-44			

DSU MEAC ALL-TOURNAMENT HONORS

1979	Second Team - Charles Shealy
1980	Second Team - Anthony Baylor
1984	Second Team - Danny Sapp, Bernard Campbell
1991	First Team - Emanuel Davis, Tom Davis
1993	First Team - Hijr Sabree, Andrew Miles
	Second Team - Andre Griffin
1996	Second Team - Antoine Morris
2005	First Team - Jahsha Bluntt (Most Outstanding Player); Darrin Shine
	Most Outstanding Coach - Greg Jackson
2006	First Team— Jahsha Bluntt, Darrin Shine
2007	First Team - Jahsha Bluntt, Roy Bright
2008	First Team— Roy Bright
2015	Tyshawn Bell

All-time MEAC tournament record: 23-44

Championships: 2005

14 semi-final appearances (1975, 1979, 1984, 1991, 1993, 1996, 2002, 2004, 2005, 2006, 2007, 2008, 2010, 2013, 2015)

Five finals appearances (1991, 1993, 2005, 2006, 2007, 2015)



DELAWARE STATE ALL-MEAC SELECTIONS

- 1971-72** Frontcourt - Marvin Spratley
Backcourt - Sam Sheppard
- 1972-73** James Roundtree
- 1973-74** Sam Sheppard
- 1974-75** Fred Simmons; James Roundtree; Sam Sheppard
- 1975-76** James Rogers
- 1977-78** Marshall Emery /Coach-of-the-Year
- 1978-79** Charles Shealey (G)
Charles Maybin (F)
- 1979-80** Charles Shealey (G); William Hill (F); Robert Hunter (C)
- 1980-81** Second Team - Jeff Gumbs (G)
- 1981-82** Second Team - William Hill (F)
- 1982-83** Second Team - Edward Wallace (C); Danny Sapp (G)
- 1983-84** First Team - Bernard Campbell (F)
Second Team - Dominic Snowden (C)
- 1984-85** First Team - Bernard Campbell (F); Dominic Snowden (C)
- 1985-86** Second Team—Terrance Ball (F)
- 1987-88** All-Rookie Team - Paul Newman
- 1988-89** First Team - Tom Davis / Player-of-the-Year
- 1989-90** First Team - Tom Davis
- 1990-91** First Team - Tom Davis (F); Emanuel Davis (G)
- 1992-93** Second Team - D'Andre Parmley
- 1994-95** Chris Nurse - Rookie-of-the-Year/Second Team/All-Rookie Team
Steve Little - All Rookie Team
- 1995-96** Second Team - Chris Nurse
Terence Hood - All Rookie Team
- 1996-97** Demond Wilkerson - All-Rookie Second Team
Honorable Mention - Chris Nurse; Brian Parker
- 1997-98** Honorable Mention - Terence Hood; Brian Parker; Barrington Clarke
- 1998-99** Honorable Mention— Terence Hood; Stefan Malliet; Darien Robinson
- 1999-00** Andre Matthews - Rookie-of-the-Year/All-Rookie Team
- 2000-01** Miles Davis - Rookie-of-the-Year/All-Rookie Team
Andre Matthews - Second Team



- 2001-02** Andre Matthews - First Team
Miles Davis - Second Team
- 2002-03** Second Team - Andre Matthews; Aaron Matthews
- 2003-04** Terrance Hunter - Second Team
- 2004-05** Jahsha Bluntt - Second Team
- 2005-06** Jahsha Bluntt - Player-of-the-Year/First Team
Greg Jackson /Coach-of-the-Year
- 2006-07** Jahsha Bluntt - Player-of-the-Year/First Team
Roy Bright - Second Team
Greg Jackson/Coach-of-the-Year
- 2007-08** Roy Bright - First Team
- 2008-09** Second Team - Marcus Neal; Frisco Sandidge
- 2010-11** Casey Walker/Rookie-of-the-Year; All-Rookie Team
Desi Washington - All-Rookie Team
- 2011-12** Jay Threatt - First Team
Tahj Tate - Rookie-of-the-Year/All-Rookie Team
Tyshawn Bell - All-Rookie Team
- 2012-13** Tahj Tate - Second Team
- 2013-14** Kendall Gray—Second Team
DeAndre Haywood - All-Rookie Team
- 2014-15** Kendall Gray - First Team
Player-of-the-Year/Defensive Player-of-the-Year
Amere May - First Team




Kendall Gray (2011-15) was selected as the MEAC's Player-of-the-Year & Defensive Player-of-the-Year in 2015, the second player in league history to achieve the feat



HORNETS' POST-SEASON HISTORY

2005 NCAA TOURNAMENT - Mar. 18, 2005

#1 Duke 57 #16 Delaware State 46
Charlotte Coliseum - Charlotte, N.C.



Charlotte, N.C. — Delaware State's bid to make NCAA Tournament history in its first tourney appearance came up short as the Hornets fell to mighty Duke in a nationally televised contest. The Hornets opened up a 16-13 lead when **Aaron Williams** hit a driving lay-up with 11:49 left in the first half, capping off a 13-1 run during which Duke went more than five minutes without a field goal. After the Blue Devils scored the next seven points to take a 20-16 lead, the feisty Hornets battled back to tie the game at 20, 22 and 28. Duke led 36-28 at the half. The Blue Devils used a 19-2 second half run to open up a 55-35 lead. The Hornets refused to give up, answering with an 11-0 spurt, capped off by a three-point play

by **Troy Roundtree** to cut Duke's lead to 55-46 with 1:45 left to play. Freshman **Tracey Worley** came off the bench to lead the Hornets with 13 points on six-for-six shooting from the field (one three-pointer). Roundtree added 11 points for DSU. Duke's **Shelden Williams** led all players with 14 points, 11 rebounds and four blocks. The Hornets held Duke All-America guard **J.J. Redick** to a season-low seven points on one-of-seven shooting from the floor.

2006 National Invitation Tournament - 3/14/06

Delaware State 58 Northern Arizona 53
NAU Dome - Flagstaff, AZ

Three days after falling to Hampton in the MEAC Tournament championship game, Delaware State posted the first national post-season win in school history in the opening round of the National Invitation Tournament.

Jahsha Bluntt led the Hornets with a game-high 23 points, highlighted by four three-point field goals.

Darrin Shine added 16 points (6-8 FGs) and led all players with six assists. Shine was six-for-eight from the field, including three-of-three from three-point territory.

Delaware State led 14-4 in the early going, but Northern Arizona battled back to tie the game at 25-25 at intermission.

The second half featured four ties and nine lead changes.

Northern Arizona opened up a 37-32 lead on three-point basket with 9:09 left to play. Delaware State took the lead for good, 51-50, on a follow-up basket by Bluntt with 2:04 left in the game. After a Northern Arizona miss, Shine nailed a three-pointer to give the Hornets a four-point lead (54-50) with 1:12 remaining. Worley hit two free throws with two seconds left to seal the win.

The Hornets were 21-for-40 from the field (52.3%), including eight-of-19 from beyond the arc.



2006 National Invitation Tournament - 3/17/06

Louisville 71 Delaware State 54
Freedom Hall - Louisville, KY

Rick Pitino's Louisville Cardinals scored the first 12 points of the game and never looked back in a second round NIT contest at historic Freedom Hall. The Hornets played even with the Cards over the last 15 minutes of the first half, but trailed 34-23 at the break.

Delaware State could get no closer than 10 points in the second half.

Worley came off the bench to lead the Hornets with 18 points. He was five-for-12 from the field, including four-of-seven from beyond the arc.

2007 National Invitation Tournament - 3/14/07

West Virginia 74 Delaware State 50
WVU Coliseum - Morgantown, WV

West Virginia was 15-for-24 from the field in the first half (62.5%) en route to a first round NIT win over the Hornets.

The Mountaineers closed out the first half with a 13-0 run to hold a 39-13 lead at the break.


Jahsha Bluntt closed out his DSU career with a game-high 18 points, highlighted by three three-pointers. He also led all players with seven rebounds. Senior **Aaron Fleetwood** added 14 points for the Hornets.

2015 Collegiate Basketball Invitational - 3/18/15

Radford 78 Delaware State 57
Memorial Hall—Dover, Del.

DSU hosted its first-ever post-season contest against Radford of the Big South Conference in the opening round of the 2015 CBI. Playing without injured stars Kendall Gray, Amere May and Kendal Williams, the Hornets played the Bulldogs to a 35-35 halftime tie. DSU was outscored 43-22 in the second half.

Hornet guard DeAndre Haywood led all players with 21 points, highlighted by eight-of-16 shooting from the field.



DELAWARE STATE ALL-TIME ROSTER

-A-

Albers, Tanner	1998-99
Albers, Travis	1998-99
Allen, Karim	1991-92
Ames, Anthony	1964-67
Anders, Andre	1982-83
Anderson, Albert	1980-84
Anderson, Tim	1989-90
Armstrong, Gilbert	1977-81
Arrington, Thomas	1959-61
Austin, Tyrone	1974-78

-B-

Bailey, Marty	1998-02
Baker, Roscoe	1959-61
Ball, Terrance	1985-86
Baltimore, Ralph	1983-84
Barber, John	1959-60
Barkley, William	1948-51
Barrick, Monroe	1948-51
Baylor, Anthony	1978-82
Baynard, Barry	1980-81
Bayne, William	1946-49
Bell, Amir	2009-10
Bell, Charlie	2006-07
Bell, Marvin	1971-74
Bell, Tyshawn	2011-15
Benson, John	1958-59
Best, Timothy	1974-76
Beverly, Gary	2006-07
Birdson, David	1984-87
Bishop, Henry	1977-78
Blakey, Don	1956-58
Blakey, Marshall	1973-77
Bluntt, Jahsha	2004-07
Boger, Tyrone	1990-92
Boyd, Ashwell	2013-14
Bouie, Fred	2008-09
Bowen, James	2001-03
Bowman, Miles	2012-13
Boykin, Thomas	1959-60
Bradley, David	1966-67
Brashears, L.	1960-61
Bratcher, Joe	1959-61
Bratcher, George	1959-60
Bright, Roy	2006-08
Broadus, Caheem	2004-06
Brooks, Herbert	1974-78
Broughton, Walter	1959-60
Brown, Gregory	1988-89
Brown, Phillip	2004-06
Brown, Rakeen	2013-14
Brown, Vladimir	1989-90
Bundy, Earl	1983-84
Burley, Charles	2013-15
Bush, Elyon	2005-07
Butler, Brian	1997-99

-C-

Caldwell, Dennis	1991-93
Caldwell, Mitchell	1983-85
Calvert, Brandon	1997-01
Cameron, Randolph	1955-58
Campbell, Bernard	1983-85
Carey, Stewart	1966-67
Carlos, Ronald	1964-65
Chambliss, Aaron	1999-00
Chasem Nathan	1980-81
Chavis, Jerel	2007-09
Chisolm, Earl	1955-58
Chisholm, John	1973-76
Christian, Jamelle	2015-
Chromicz, Ireneusz	1999-00
Clark, Kenneth	1964-67
Clarke, Barrington	1995-99
Clarke, James	1987-89
Cohen, Larry	1986-88
Coger, Michael	2011-13
Coles, Brandon	2005-06
Collier, Chris	2000-01
Copes, Leonard	1964-65
Coppadge, Joel	1977-81

Crinchlow, Kenny	1974-76
Cromer, Anthony	1988-90
Cromer, Donnell	1998-99
Crowell, James	1964-65
Crowell, James	1964-65
Crum, Durant	1982-84

-D-

D'Agostino, Mark	2006-08
Davis, Aki	1997-98
Davis, Bruce	2004-05
Davis Emanuel	1988-91
Davis, Mark	1983-84
Davis, Miles	2000-04
Tom Davis	1987-91
Dennis Tyrone	1991-93
Denson, Gordon	1974-77
Dent, Antwaun	2001-04
Dickens, Joe	2005-08
Dickerson, Aric	2014-16
Dixon, James	1958-59
Donaldson, Erik	1980-84
Dorsey, Brian	1964-67
Douse, Kris	2007-09
Doyle, Nick	2012-14
Driver, John	1967-68
Duckery, Michael	1974-78
Dulin, Anthony	2000-01
Dupree, Tony	1967-68

-E-

Edwards, Nathan	1974-76
Elliott, Robert	1974-78
Epps, Eddie	1974-78
Evans, Darryl	1981-82

-F-

Falasco, William	1967-68
Faulkner, Isaiah	1974-78
Fields, Gerald	1974-78
Fields, Jerry	1974-76
Fields, Walter	1980-84
Fleetwood, Aaron	2004-07
Fonville, Oliver	1974-76
Ford, Victor	1990-91
Foster, Mike	2007-08
Fowler, Calvin	1986-90
Fowler, Guy	1989-90

-G-

Gainey, Larry	1977-81
Gaines, Mike	1977-78
Gantt, Marques	2002-04
Garlick, Vincent	1985-87
Garner, Carmen	1970-73
Garener, Gerald	1970-73
Gasevic, Mrdjan	2013-
George, Bennie	1945-47
Gildon, Derrick	1988-89
Gillom, William	1972
Grady, Jared	2008-09
Gray, Kendall	2011-15
Greene, Walter	1954-57
Griffin, Andre	1991-95
Gumbs, Jeffrey	1978-81

-H-

Ham, John	1974-76
Hairston, Major	1959-63
Haley, Larry	2013-15
Hardcastle, James	1932-35
Haywood, DeAndre	2013
Horton, Ronald	1964-68

Huff, Michael	1970-73
Hunter, Robert A.	1949-52
Hunter, Robert	1976-80
Hunter, Terrance	2001-05
Hutchins, Robert	1948-51
Hightower, Carrington	1999-02
Hill, Nathan	1949-52
Hill, William	1978-82
Holmes, McClendon	1992-95
Hood, Terence	1995-99
Hooks, Thomas	1971-74
Harrington, David	1979-83
Harris, Clearence	1953-56
Hart, Hutchinson	1947-50
Hendricks, Dereck	1984-86
Henson, John	1943-46
Herbert, Anderson	1993-95
Hart, William H.	1947-50
Hasberry, James	1971-73
Hawkins, Carlos	2002-04
Hendricks, David	1984-86
Henson, John	1943-46
Herbert, Anderson	1993-95
Hightower, Carrington	1999-02
Hill, Nathan	1949-52
Hill, William	1978-82
Holmes, McClendon	1992-95
Hood, Terence	1995-99
Hooks, Thomas	1971-74
Horton, Ronald	1964-68
Huff, Michael	1970-73
Hughes, Todd	2014-16
Hunter, Robert A.	1949-52
Hunter, Robert	1976-80
Hunter, Terrance	2001-05
Hutchins, Robert	1948-51

-I-

Ingram, Kyle	2007-08
--------------	---------

-J-

Jackson, Greg, Jr.	2007-09
Jacobs, Robert	1977-78
James, Anton	2001-03
Jenkins, Paul	1975-77
Jeter, Joe	1984-87
Johnson, Donald	2007-09
Johnson, Dwight	1971-73
Johnson, Leonard	1970-73
Johnson, Marcus	2005-06
Johnson, Rayford	1962-65
Johnson, Tramaine	2006-08
Johnson, Tyrone	2000-02
Jones, Clarence	1958-59
Jones, Larry	1971-73
Jordan, Craig	1990-91
Jordan, Richard	1967-68
Joyner, Hewitt	1959-61
Joyner, Jabari	2009-12

-K-

Kandic, Marko	1999-00
Kauderer, Matt	2002-03
Keaton, Isaac	1964-67
Kemp, Martin	1974-76
Kenszlowe, Michael	1976-77
Kenton, Isaac	1967-68
Kess, Ferran	1986-87
King, Roger	1959-60
Kinley, Steve	1982-83

-L-

Lawson, Jordan	2010-14
Lee, Steve	1970-72
Leis, Thomas	1999-00
Lesesne, Tyson	2002-03
Lewis, Chris	2012-14
Lewis, Elwood	1974-76
Lewis, Jeff	1992-94
Lewis, Joseph	2015-
Lewis, Micheal	1989-90
Little, Steve	1994-98
Logan, Darrin	1988-89
Lott, Lewis	2010-12
Lovelace, Algee	1974-76

-M-

Malliet, Stefan	1998-00
Mallory, DeVaughn	2015-
Manuel, Leroy	1984-85
Marshall, Quincy	2004-06
Matthews, Aaron	2002-04
Matthews, Andre	1999-03
May, Amere	2011-13; 14-15
Moore, Garland	
Maybin, Charles	1976-80
McCullogh, Dana	1995-97
Miji, Rocky	2003-06
Miles, Andrew	1991-94
Miller, Wilbert	1956-59
Mishoe, Henry	1970-73
Monseque, Lionel	1973-75
Moon, Darin	
Moore, Jimmy	2002-03
Moore, Lester	1986-88
Moore, Martin	1993-94
Moore, Rapha	2000-01
Morgan, Devin	2015-
Morris, Antoine	1994-96
Morris, Derrick	1982-84
Moses, Alan	1985-87
Mosley, Darrell	2006-08
Mosley, Kevin	1974-76
Murray, William	1955-58
Musgrove, Malcolm	1992-94

-N-

Nathaniel, Isaiah	2000-04
Neal, Marcus	2006-10
Newlin, Greg	1979-82
Newman, Paul	1987-91
Noble, Clifford	1959-60
Nurse, Chris	1994-97

-O-

Odd, Alibaba	2009-11
Odom, Donald	1969-72
Oliver, Brandon	2009-13
Oliver, Marques	2009-13
Oliver, Rasheed	2002-04
Onifade, Demola	2015-
Overstreet, David	1986-87
Owens, Jason	2013-16

-P-

Parker, Brain	1995-98
Parker, Prince	2001-02
Parkes, Terrence	2007-08
Parmley, D' Andre	1991-93
Pearson, Kenneth	1959-61
Pearson, Raymond	1964-65
Pejchar, Florian	2005-07
Pelzer, Hildebrand	1965-68
Penny, Walter	1959-61
Philips, William	1987-90
Piper, Leon	1998-01



DELAWARE STATE ALL-TIME ROSTER

Pittman, Wade 1972-75
 Porter, Andy 1980-81
 Postell, Jeff 2004-05
 Powell, Willia 1945-48
 Preston, Artis 1992-95
 Price, Khary 1992-94
 Price, Sheridan 2009-10
 Pritchell, Maurice 1963-65

-Q-

None

-R-

Randolph, Douglas 1963-65
 Ratcliff, Durant 1991-92
Raysor, Dana 2015-
 Reynolds, Willie 1982-84
 Rice, Jared 1997-00
 Rivers, Marlian 1979-83
 Robinson, Darien 1997-99
 Robinson, Donald 1975-79
 Robinson, Tremaine 2001-02
 Rochester, Frankie 1976-77
 Rogers, James 1972-76
 Ross, Anthony 1984-86
 Roundtree, James 1972-75
 Roundtree, Troy 2004-07
 Ruben, Fred 1964-68
 Rue, Albert 1963-65

-S-

Sabree, Hijr 1990-94
 Samuels, Roscoe 1973-76
 Sandidge, Frisco 2006-10
 Sapp, Danny 1982-84
 Savage, Stanley 1959-60
 Schenck, Edward 1945-48
 Schofield, Murdock 1953-56
 Scott, "Freddie" 2011-12
 Seals, John 1999-00
 Seymore, Tyrone 1964-67
 Seymour, Eric 1979-83
 Shannon, Mike 1997-98
 Shealey, Charles 1976-80
 Shepherd, Samuel 1972-75
 Shine, Darrin 2005-07
 Shropshire, Sonel 1990-91
Sill, Scott 2012-
 Sims, John 1959-60
 Simmons, Fred 1972-75
 Smith, Leonard 1966-67
 Smith, Melvin 2007-08
 Snowden, Dominic 1983-85
 Sparks, Derrick 1994-95
 Spratley, Herbert 1967-68
 Spratley, Marvin 1969-72
 Spellman, Ronald 1974-75
 Spencer, Rapheal 1990-92
 Stagg, Keith 1994-97
 Steadham, Javan 1994-97
 Stephanenkov, Sergey 2000-02
 Stevens, Reggie 1993-98
 Stewart, Guy 1966-67
 Stowe, Terron 2010-12
 Studivant, Frank 2001-03

-T-

Taylor, David 1983-86
 Tate, Tahj 2011-13
Tavakalyan, Artem 2014-
 Thomas, A.J 2012-14
 Thomas, Cahli 2012-16
 Thomas, Donel 1989-92
 Thomas, Hargis -

Thomas, Mitchell -
 Thompson, James 1990-91
 Thompson, Oliver 1951-54
 Threatt, Jay 2010-12
Tillinghast, Quincy 2014-
 Timbers, George 1959-60
 Tisdale, Robert 1959-60
 Topic, Andre 2007-08
 Toth, Michael 2002-04
 Townsend, Wesley 1978-82
 Traore, Ousman 1997-99
 Trotman, Clyde 1959-60

-U-

None

-V-

Van Brakle, Micheal 1974-75
 Vanderhost, Robert 1967-69

-W-

Walker, Alain 2004-06
 Walker, Casey 2010-14
 Walker, George 1997-98
 Walker, Reggie 2001-02
 Wallace, Ed 1982-84
Waller, Kavon 2014-
 Walston, Tracey 1986-90
 Warren, Keith 1974-76
 Washington, Desi 2010-11
 Welcher, Trevor 2007-11
 Wharton, David 1963-66
 Whitaker, Chris 1985-86
 White, Albert 1996-98
 Williamson, Kenneth 1977-78
 White, Damone 1982-84
 White, Jonathan 1984-87
 White, Kyle 2006-08
 White, Randall 1996-97
 Whittington, Greg 1983-85
 Wilkerson, Demond 1996-00
 Wilkins, Bernie 1966-67
 Williams, Aaron 2004-05
 Williams, John 1979-81
 Williams, Kendal 2013-15
 Williams, Roy 1989-92
 Wilson, Carl 1975-76
 Wilson, Chad 2008-11
 Wilson, Donald 1971-74
 Wilson, Tracy 1984-88
 Withers, David 1967-71
 Worley, Tracey 2004-06
 Wright, Brian 1987-89
 Wright, Edward 1977-78
 Wright, John 1978-82
 Wyche, B 1960-61
 Wynder, William 1934-36

-X-

None

-Y-

None

-Z-

None

The DSU men's basketball all-time roster was compiled from the best available information. If any player has been inadvertently omitted from the list, we apologize and ask anyone with further information to contact the sports information office at 302-857-6068 or e-mail Dennis Jones at djones@desu.edu



(Right) Delaware State's **Emanuel Davis** (1988-91) played in the NBA for the New Jersey Nets, Seattle Sonics, Atlanta Hawks and Los Angeles Lakers